

HE
18.5
.A34
no.
DOT-
TSC-
NHTSA-
79-19

REPORT NO. DOT-TSC-NHTSA-79-19

HS-803-842

ANALYSES OF SELECTED AUTOMOTIVE PARTS AND
ASSEMBLIES FOR COST AND MATERIAL IMPACTS


Robert W. Reinhardt

Pioneer Engineering and Manufacturing Company
2500 East Nine Mile Road
Warren, Michigan 48091



MARCH 1979

FINAL REPORT



DOCUMENT IS AVAILABLE TO THE PUBLIC
THROUGH THE NATIONAL TECHNICAL
INFORMATION SERVICE, SPRINGFIELD,
VIRGINIA 22161

Prepared for

U.S. DEPARTMENT OF TRANSPORTATION,
NATIONAL HIGHWAY TRAFFIC SAFETY ADMINISTRATION
Office of Research and Development
Washington DC 20590

*Transmitted by
3 Systems Center*

NOTICE

This document is disseminated under the sponsorship of the Department of Transportation in the interest of information exchange. The United States Government assumes no liability for its contents or use thereof.

NOTICE

The United States Government does not endorse products or manufacturers. Trade or manufacturers' names appear herein solely because they are considered essential to the object of this report.

1. Report No. HS-803-842		2. Government Accession No.		3. Recipient's Catalog No.	
4. Title and Subtitle ANALYSES OF SELECTED AUTOMOTIVE PARTS AND ASSEMBLIES FOR COST AND MATERIAL IMPACTS				5. Report Date March 1979	
				6. Performing Organization Code	
7. Author(s) Robert W. Reinhardt				8. Performing Organization Report No. DOT-TSC-NHTSA-79-19	
				10. Work Unit No. (TRAIS) HS927/R9404	
9. Performing Organization Name and Address Pioneer Engineering and Manufacturing Company* 2500 East Nine Mile Road Warren, Michigan 48091				11. Contract or Grant No. DOT-TSC-1045 MOD.3	
				13. Type of Report and Period Covered FINAL REPORT March 1977 - August 1978	
12. Sponsoring Agency Name and Address U.S. Department of Transportation National Highway Traffic Safety Administration Office of Research and Development Washington DC 20590				14. Sponsoring Agency Code	
				15. Supplementary Notes *Under contract to: U.S. Department of Transportation Research and Special Programs Administration Transportation Systems Center Kendall Square, Cambridge MA 02142	
16. Abstract This is a study of selected automotive parts and assemblies analyzed to determine the elements of manufacturing cost & methods of production. Parts from the 1975 Ford Pinto, 1975 Chevelle, 1976 Audi 100LS, and the VW Rabbit are included in the selection of engine and transmission parts used for analyses of costs and materials. In order to make the costing procedures more understandable a review is included of generally accepted cost analysis techniques used by automotive companies to develop comparative, or target, costs. The various methods using the cost data bank information, detailed manufacturing process cost techniques as well as design variance studies are discussed. The selected vehicle and engine/transmission parts are studied for comparative material cost. Process descriptions include the number of process operations, material, grade of material, rough and finished part weight, cost of raw material, variable cost, and other elements of cost. Groupings by physical characteristics, material, and manufacturing processes are used to study the cost effects for various types of similar parts from different vehicles. In addition, other studies are included to illustrate the cost impacts of alternate materials on various components.					
17. Key Words Direct Material, Direct Material Cost, Alternative Materials, Material Grade, Part Form, Process, Condition, Variable Manufacturing Cost, Direct Labor, Tooling, Variable and Fixed Burden, Comparative Costs, Comparative Costs of Similar Parts				18. Distribution Statement DOCUMENT IS AVAILABLE TO THE PUBLIC THROUGH THE NATIONAL TECHNICAL INFORMATION SERVICE, SPRINGFIELD, VIRGINIA 22161	
19. Security Classif. (of this report) Unclassified		20. Security Classif. (of this page) Unclassified		21. No. of Pages 464	22. Price

DEPARTMENT OF
TRANSPORTATION

MAY 30 1979

LIBRARY

PREFACE

This report presents manufacturing cost data, including all of the elements of cost (fixed, variable, tooling), as well as production processing information for a wide variety of automotive components and assemblies. A representative vehicle, a 1975 Chevelle, was disassembled and analyzed on a part-by-part basis. The various elements of cost which comprise the total manufacturing cost were calculated, applicable processing methods were determined, material analyses were completed, and other pertinent information was reported.

The process, cost, and material information is presented in various formats. All information reflects the current automotive production methodology. Also, comparisons of costs and materials of similar components of different vehicles, foreign and domestic, are included. The results of this study may help to determine and explain automotive production procedures and cost methodology and data for all motor vehicle components. The knowledge thus developed can be applied to new motor vehicle technological improvements or can be used to evaluate similar information from various sources. This can be valuable in determining the economic impacts of new automotive systems and technology.

METRIC CONVERSION FACTORS

Approximate Conversions to Metric Measures

Symbol	When You Know	Multiply by	To Find	Symbol
LENGTH				
in	inches	2.5	centimeters	cm
ft	feet	30	centimeters	cm
yd	yards	0.9	meters	m
mi	miles	1.6	kilometers	km
AREA				
in ²	square inches	6.5	square centimeters	cm ²
ft ²	square feet	0.09	square meters	m ²
yd ²	square yards	0.8	square meters	m ²
mi ²	square miles	2.6	square kilometers	km ²
	acres	0.4	hectares	ha
MASS (weight)				
oz	ounces	28	grams	g
lb	pounds	0.45	kilograms	kg
	short tons (2000 lb)	0.9	tonnes	t
VOLUME				
teaspoon	teaspoons	5	milliliters	ml
Tablespoon	tablespoons	15	milliliters	ml
fl oz	fluid ounces	30	milliliters	ml
c	cups	0.24	liters	l
pt	pints	0.47	liters	l
qt	quarts	0.95	liters	l
gal	gallons	3.8	liters	l
ft ³	cubic feet	0.03	cubic meters	m ³
yd ³	cubic yards	0.76	cubic meters	m ³
TEMPERATURE (exact)				
°F	Fahrenheit temperature	5/9 (either subtracting 32)	Celsius temperature	°C

Approximate Conversions from Metric Measures

When You Know	Multiply by	To Find	Symbol
LENGTH			
millimeters	0.04	inches	in
centimeters	0.4	inches	in
meters	3.3	feet	ft
kilometers	1.1	yards	yd
	0.6	miles	mi
AREA			
square centimeters	0.16	square inches	in ²
square meters	1.2	square yards	yd ²
square kilometers	0.4	square miles	mi ²
hectares (10,000 m ²)	2.6	square miles	mi ²
MASS (weight)			
grams	0.035	ounces	oz
kilograms	2.2	pounds	lb
tonnes (1000 kg)	1.1	short tons	
VOLUME			
milliliters	0.03	fluid ounces	fl oz
liters	2.1	pints	pt
	1.06	quarts	qt
liters	0.26	gallons	gal
cubic meters	36	cubic feet	ft ³
cubic meters	1.3	cubic yards	yd ³
TEMPERATURE (exact)			
°C	Celsius temperature	9/5 (then add 32)	Fahrenheit temperature

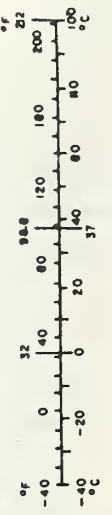
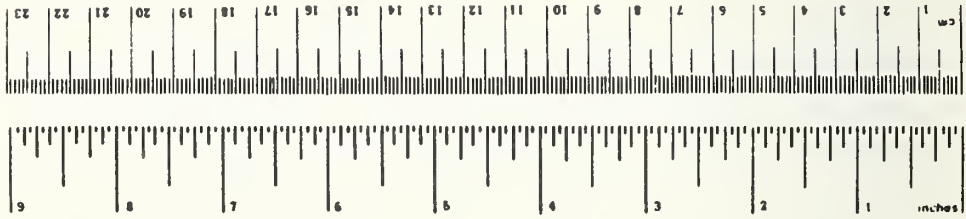


TABLE OF CONTENTS

<u>Section</u>	<u>Page</u>
1. METHODOLOGY OF AUTOMOTIVE COST ANALYSIS STUDIES....	1
1.1 General.....	1
1.2 Introduction.....	4
1.3 Methodology.....	4
2. MATERIAL COST STUDY ON A 1975 CHEVROLET CHEVELLE...	19
3. COST ANALYSIS OF FOUR PRODUCTION ENGINES AND TRANSMISSIONS.....	23
4. MATERIAL COST STUDY OF FOUR PRODUCTION ENGINES AND TRANSMISSIONS.....	27
5. SELECTED AUTOMOTIVE PARTS ANALYZED BY VARIOUS CRITERIA.....	31
5.1 Methodology.....	31
5.2 Technical Data.....	32
6. THE COST IMPACT OF ALTERNATE MATERIALS ON SELECTED AUTOMOTIVE PARTS.....	35
6.1 Methodology.....	35
6.2 Data Organization.....	36
6.3 Product Cost Evaluation.....	36
6.4 Observation.....	43
APPENDIX A - SAMPLE COST ANALYSIS STUDY.....	A-1
APPENDIX B - 1975 CHEVELLE MATERIALS STUDY DATA SHEETS.....	B-1
APPENDIX C - FOUR PRODUCT ENGINES AND TRANSMISSIONS COST ANALYSIS DATA SHEETS.....	C-1
APPENDIX D - ENGINE AND TRANSMISSION MATERIAL STUDY DATA SHEETS.....	D-1
APPENDIX E - DATA SHEETS OF SELECTED AUTOMOTIVE PARTS.....	E-1
APPENDIX F - REPORT OF NEW TECHNOLOGY.....	F-1

LIST OF ILLUSTRATIONS

<u>Figure</u>		<u>Page</u>
1.	GENERATION OF COST DATA.....	5
2.	DETERMINATION OF MANUFACTURING AND CONSUMER COSTS...	7
3.	COST DEFINITIONS.....	8
4.	CLASSIFICATION OF EXPENSES.....	10
5.	SAMPLE PROCESS SHEET FOR COST ESTIMATING.....	14
6.	SAMPLE SUMMARY SHEET FOR COST ESTIMATING.....	15
7.	DESCRIPTION OF COLUMN HEADINGS ON ESTIMATING SHEET..	16

LIST OF TABLES

<u>Table</u>		<u>Page</u>
1.	ENGINE AND TRANSMISSION SPECIFICATIONS.....	26
2.	IMPACT OF ALTERNATE MATERIALS ON COST, PART: INTAKE MANIFOLD.....	38
3.	IMPACT OF ALTERNATE MATERIALS ON COST, PART: DECK ASSEMBLY - INNER AND OUTER PANEL.....	39
4.	IMPACT OF ALTERNATE MATERIALS ON COST, PART: HOOD ASSEMBLY - OUTER AND INNER PANEL.....	40
5.	IMPACT OF ALTERNATE MATERIALS ON COST, PART: FACE BAR - FRONT BUMPER.....	41
6.	IMPACT OF ALTERNATE MATERIALS ON COST, PART: FACE BAR - REAR BUMPER.....	42
7.	IMPACT OF ALTERNATE MATERIALS ON COST, PART: FRONT GRILLE RADIATOR.....	44

1. METHODOLOGY OF AUTOMOTIVE COST ANALYSIS STUDIES

1.1 GENERAL

The multiple objectives of this project were to develop extensive data on components cost and material content for selected automotive parts and assemblies. Also, this developed data was used to arrive at cost impacts when alternate materials were substituted for the current ones. An effort was made to retain form and function while the effects of the material changes were assessed.

The program was divided into a series of six tasks to perform the analyses. Data was gathered from the cost estimating data banks developed at Pioneer from the teardown and analysis of four (4) vehicles. This teardown work was performed under contracts from the Department of Transportation and did not entail additional teardown of vehicles for this contract. However, some disassembly of engine and transmission components was required for detailed analysis.

One of the initial tasks (Task IX) was a continuation of work performed under another phase of the program. This portion of the project required a material study of a 1975 Chevrolet Chevelle for the vehicle components not previously studied. This new data was added to the initial study information and consolidated into a total material study for the vehicle.

In another phase of the project, the four engines and transmissions from the 1975 Chevrolet Chevelle, 1975 Ford Pinto, 1975 Audi 100LS and the VW Rabbit were analyzed. This data was developed for these major assemblies to reflect the state that exists when these components are shipped to the assembly plant. The engines are called "short blocks" because items added at the assembly plant are excluded. These items are the fan, pulleys, accessories, carburetor, linkages, filters, pipes and hoses. An adjunct to this project was the development of the material costs for these engines

and transmissions. The type, grade and weights, i.e., raw and finished, of the materials used in the manufacture were outlined in this study.

In order to study the automobile components in a logical manner, a coding system currently in use in the automotive industry is used to simplify grouping of related parts. It identifies major assemblies and components by functional areas called Product Planning Groups (PPG). These groups include the following:

<u>PPG</u>	<u>TITLE</u>
IA	Body-in-White
B	Front End Sheet Metal
C	Glass
D	Paint, Sealers, and Deadeners
IIA	Front Bumpers
B	Rear Bumpers
IIIA	Grille and Front Lamps
B	Rear Lamps
IV	Exterior Ornamentation
VA	Instrument Panel
B	Steering Wheel
VI	Interior Trim
VIIA	Power Plant
B	Final Drive
C	General Chassis
D	Electric

Within each of the Product Planning Groups, there are sub-groups called Uniform Parts Grouping (UPG) to more clearly define each PPG. To illustrate this sub-grouping, the PPG-I group has been outlined. Included in this group are the following:

<u>PPG</u>	<u>UPG</u>	<u>DESCRIPTION</u>
IA		Body-in-White
	01A01	Underbody
	02A01	Windshield, Cowl and Dash
	04A01	Side Panels
	05A01	Deck Opening, Shelf, Stone Deflector
	06A01	Roof
	07A01	Doors
	09A01	Deck Lid
IB		Front End Sheet Metal
	10A01	Front Fenders
	11A01	Hood
	12A01	Structural Sheet Metal
IC		Glass
	02F01	Windshield
	04F01	Rear Quarter Window
	06F01	Backlight
	07F01	Door Glass
ID		Paint, Sealers, and Deadeners
	26	Solder and Sealers

Again, within the sub-groups, the detail parts can be defined, if needed. In a complete vehicle cost estimate, this system is used for the detail breakdown, the sub-assemblies, and the complete assembly. It provides a very logical vehicle for the determination of the detailed costs.

Similar systems have been used by all the major automobile manufacturers. Minor variations are found within the sub-systems, but major categories remain the same, or are very similar.

The sections of this report are arranged in a logical pattern. Basic methodology is presented to acquaint the reader with the normal procedure used by automotive cost estimators. From that point, the estimates of the material costs, engine and transmission costs and the import of alternate material on components is developed. In addition, the relationship of process to certain

parts is analyzed. The report concludes with the analysis of selected parts by various criteria and with the cost impacts of alternate materials on a group of potential candidates for material substitution.

1.2 INTRODUCTION

This study involves the development of a narrative to highlight the automotive cost analysis methodologies currently being used. It should not be construed that this information includes all of the available data on cost analysis for automotive vehicles. Entire books have been written to explain the techniques, and volumes of data have been gathered by the cost estimators in the field to assist in obtaining more accurate data. In addition, these professionals have absorbed thousands of man hours of "hands on" experience in order to develop meaningful cost results. Cost estimating cannot be learned from a book only; there is a requirement for seeing, feeling and doing in the various manufacturing facilities. It is interesting to note that many estimators have only one specialty, for example, screw machine work or stamping. Other persons have developed a broader experience and are able to analyze the complete manufacturing systems for automobiles. These estimators have either worked in the various other field, or know where to get the required cost data. An expert in this field must have the capability to do general manufacturing processing, and to analyze and break out details in good industrial engineering fashion. In addition, he must have the nature of an accountant with the same love for detail and accuracy.

1.3 METHODOLOGY

The cost estimators' approach to the determination of costs follows one or more paths to the required information. These paths are: 1) using the technical staff and their previous experience with similar products; 2) referring to the cost data bank at Pioneer; 3) having discussions with industry; or 4) using the detailed cost development methods currently being used by industry. (See Figure 1.)

- o Acquire Data - Description, Schematics, Drawings and Photos
- o List Major Components
- o Identify Materials
- o Establish Manufacturing Processes
- o Determine Required Costs
 - oo By Previous Experience
 - oo By Referring to Cost Data Bank
 - Similar Components
 - oo By Having Discussions with Industry
 - oo By Developing Cost According to Pioneer Methodology

FIGURE 1. GENERATION OF COST DATA

When using the first method, the cost estimating engineers refer to similar products that they have encountered in their past experience. The relationship between these previous studied components and the ones currently under study permit an educated estimate of the products' true value. An example would be the automotive gas turbine engine. A number of the staff members have worked on gas turbine projects in this field. This experience, plus schematics of the new gas turbine being studied, as well as years of automotive engineering exposure permit the accurate determination of the cost.

Using the cost data bank of a series of automobiles, costs of similar products are compared to the one under study. In this way, products that have similar characteristics and/or materials can be related so that more accurate cost estimates are obtained. The costs in the data bank are updated to reflect the economic changes up to the current period when they are properly maintained in the computer record files. Outdated prices reflect inaccurate results and can result in decisions being made on poor information.

Industry sources are a major help in verifying information on new products, processes, or techniques under study. It is a known fact that data of this type is available in Detroit, because the largest concentration of technical automotive knowledge is located there.

The Pioneer methodology for cost estimating on new products represents a very meticulous teardown of components. The manufacturing costs of these components are processed by current manufacturing methods and rate of production. Using industry standards for labor and burden rates, the costs are found. After each assembly is completed, an overall cost and markup are developed, as shown in Figure 2.

To give a better understanding of the nature of these costs, a series of definitions has been developed to clarify the differences. In addition, the various expenses encountered in a manufacturing operation have been isolated and can be found in Figures 3 and 4.

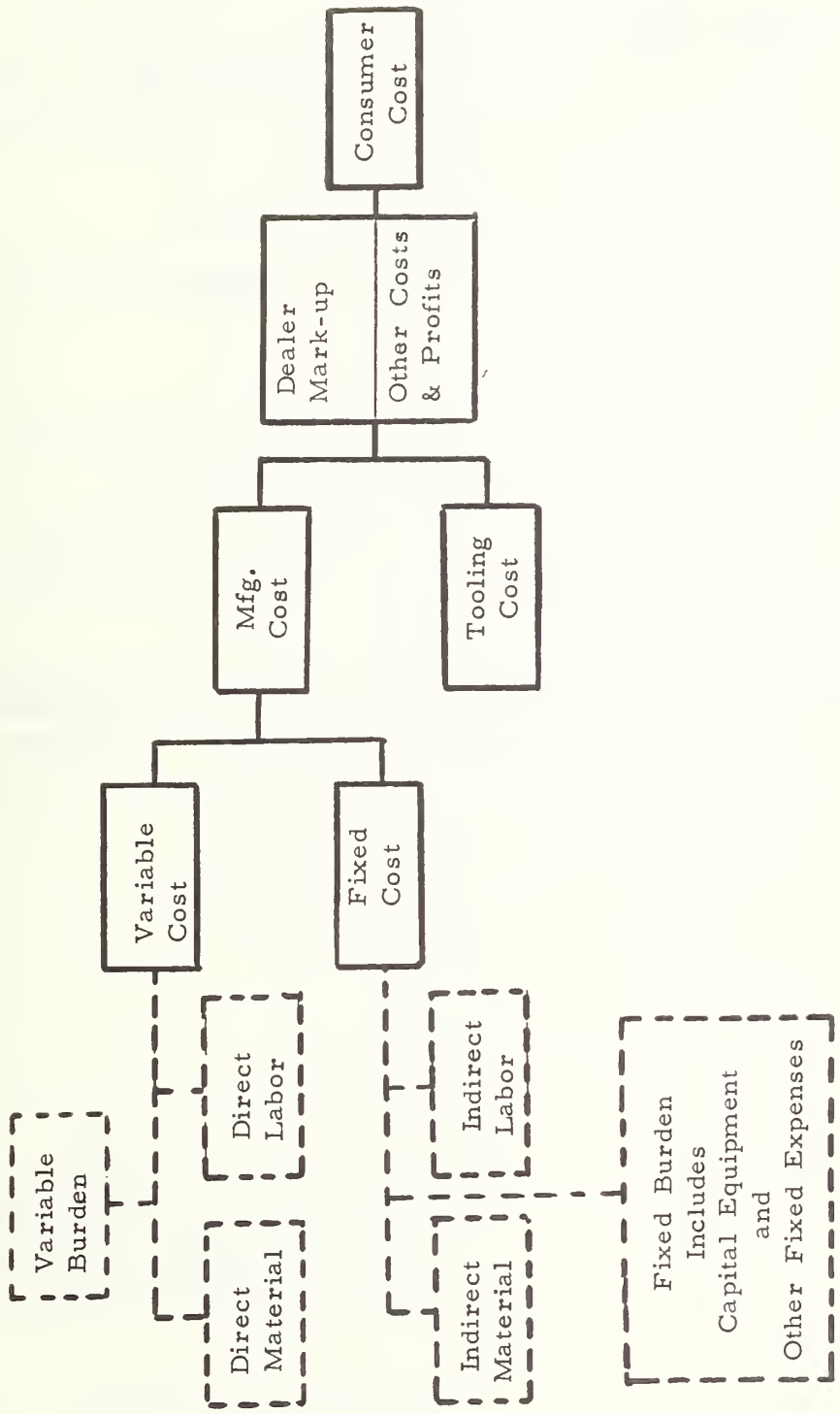


FIGURE 2. DETERMINATION OF MANUFACTURING AND CONSUMER COSTS

VARIABLE COST - Incremental costs associated with production as volume changes. Included are the following elements:

+ DIRECT LABOR

+ DIRECT MATERIAL

+ VARIABLE BURDEN

* Set-up costs

* Inbound freight

* Manufacturing Scrap

* Perishable Production Tools

* Other

FIXED COST - Portion of total manufacturing product cost that does not vary with volume. Included are the following elements:

+ INDIRECT LABOR

+ INDIRECT MATERIAL

+ FIXED BURDEN

* Taxes

* Insurance

* Depreciation on Building

* Depreciation on CAPITAL EQUIPMENT - Included are cost of all capital equipment required to start production of a product. Building costs are not included.

* Maintenance and Repairs

* Other

FIGURE 3. COST DEFINITIONS (Sheet 1 of 2)

- MANUFACTURING COST - Unit Manufacturing cost includes the following elements:
+ VARIABLE COST
+ FIXED COST
- TOOLING COST - For this study, the apportionment of the total expense for special tooling to manufacture a specific component or assembly.
- OTHER COST & PROFIT - Included in this are engineering and warranty, selling and administration. Other Miscellaneous Costs and Corporate Profit.
- DEALER MARK UP - Included in this item is the portion allocated for dealer lost expenses and profit.
- CONSUMER COSTS - Included in this item are all the associated unit costs of manufacture, i. e. manufacturing cost, tooling cost, other costs plus profit, and dealer mark-up.

FIGURE 3. COST DEFINITIONS (Sheet 2 of 2)

A. Variable Expense (Variable Burden Rate)

Variable burden rate is that portion of manufacturing expense not of a fixed or non-variable nature, which increases or decreases in relationship to or in increments to the increase or decrease of production volume.

B. Non-Variable Expenses

Non-variable expenses are indirectly related to production, but do not change significantly with normal shifts in production volume. Some of the non-variable expenses that continue even after production ceases are certain management salaries, fire and plant protection expenses, portions of utility bills, etc.

C. Fixed Expenses

Fixed expenses are more or less independent of production quantities; therefore, they would not be affected for most changes in labor. Fixed expenses include depreciation, amortization, taxes, insurance, and rentals of a permanent nature.

FIGURE 4. CLASSIFICATION OF EXPENSES (Sheet 1 of 3)

The following is a list of some of the various types of expenses considered in burden. Many of these expenses have portions classified as fixed, non-variable and variable.

	<u>Fixed & Non-Variable</u>		<u>Variable</u>
	<u>Fixed</u>	<u>Non-Variable</u>	
<u>Indirect Labor</u> ^(a)			
Supervision		X	X
Clerical		X	X
Inspection			X
Material Handling			X
Paint Mixers & Handlers			X
Janitors		X	X
Union Activities			X
Building & Equipment Maintenance		X	X
Tool & Equipment Maintenance			X
<u>Indirect Material</u> ^(b)			
Perishable Tools			X
Maintenance Supplies		X	X
Fuel		X	X
Miscellaneous Supplies		X	X
<u>Other Expenses</u>			
Spoilage & Rework Material		X	X
Taxes	X		
Amortization	X		
Insurance) Rental) Permanent Nature	X		
Telephone, Teletype, Etc.		X	X
Inter-Plant Transportation			X
Utilities		X	X

FIGURE 4. CLASSIFICATION OF EXPENSES (Sheet 2 of 3)

<u>Fringe Benefits</u>	<u>Fixed & Non-Variable</u>		<u>Variable</u>
	<u>Fixed</u>	<u>Non-Variable</u>	
Cost of Living Allowance		X	X
Vacation & Holiday Pay		X	X
Pensions		X	X
Thrift Stock		X	X
Sub Contributions		X	X
Hourly Shift Premiums		X	X
F.I.C.A.		X	X

-
- (a) Indirect Labor (hourly and salary) represent auxiliary work formed in connection with the product manufactured. It is labor that is not engaged in changing the form of the product, but which performs essential services. Areas of inspection and material handling are sometimes considered direct labor.
- (b) Indirect Non-Production Materials are those material items used in plant operations, but do not become part of the product.

FIGURE 4. CLASSIFICATION OF EXPENSES (Sheet 3 of 3)

Cost analysis, by the teardown analysis method, requires a very logical study of each component and assembly. To better isolate the technique, samples of process and summary sheets currently being used are attached, Figures 5 and 6. In addition, a descriptive narrative of the solumns is given in Figure 7.

In Appendix A, a sample study of a piston and connecting rod assembly as a part of the V-8 engine has been detailed to show the estimating rationale. Each component was processed, in detail, showing the manufacturing processes, burden and labor costs to produce the part. A careful study reveals the way a cost estimator must approach the problem to obtain accurate results. Minor errors in developing future production costs can have a major effect on consumer prices, and ultimately, the corporate profit structure. For these reasons, the position of cost estimator in an automotive company is very sensitive.

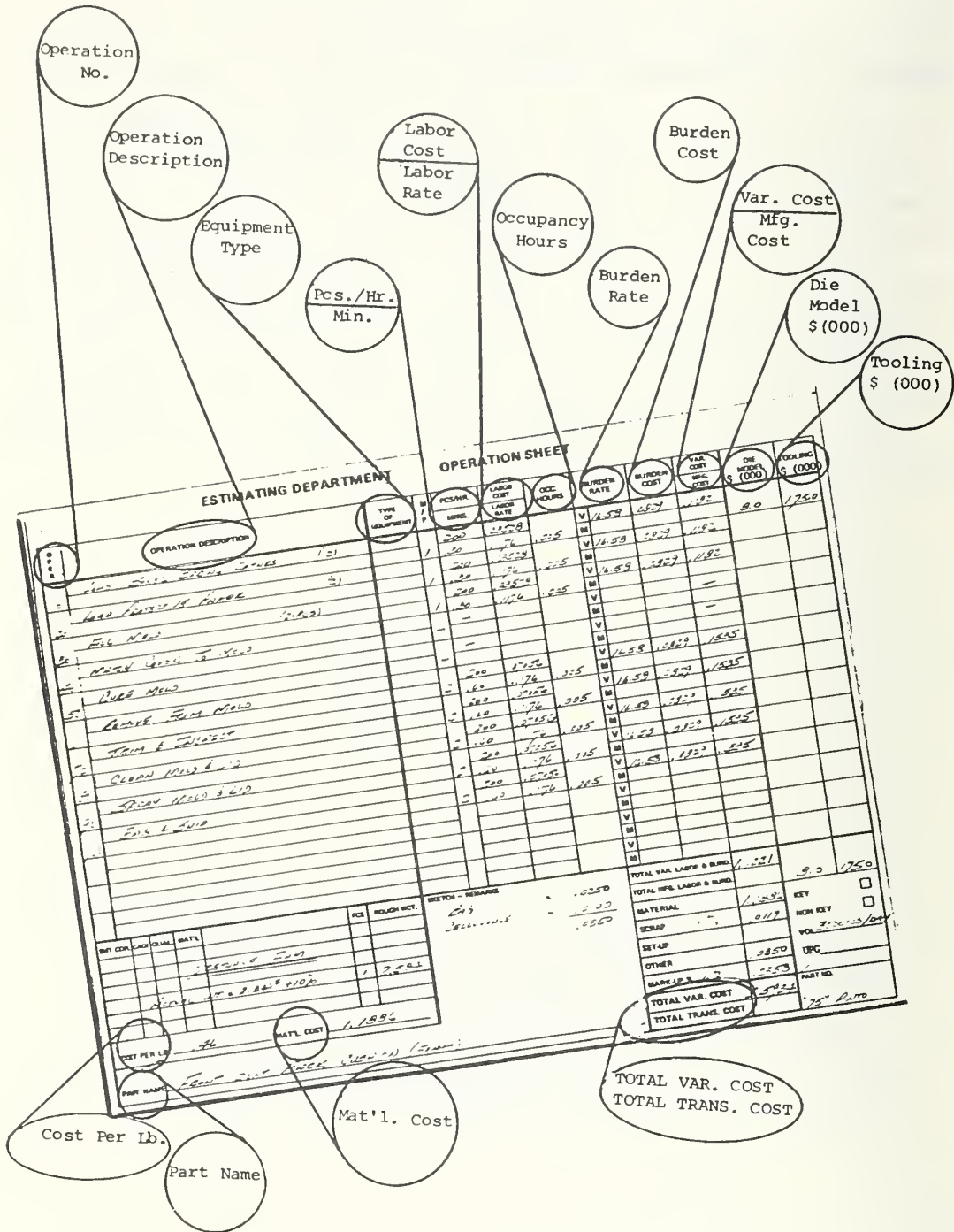


FIGURE 5. SAMPLE PROCESS SHEET FOR COST ESTIMATING

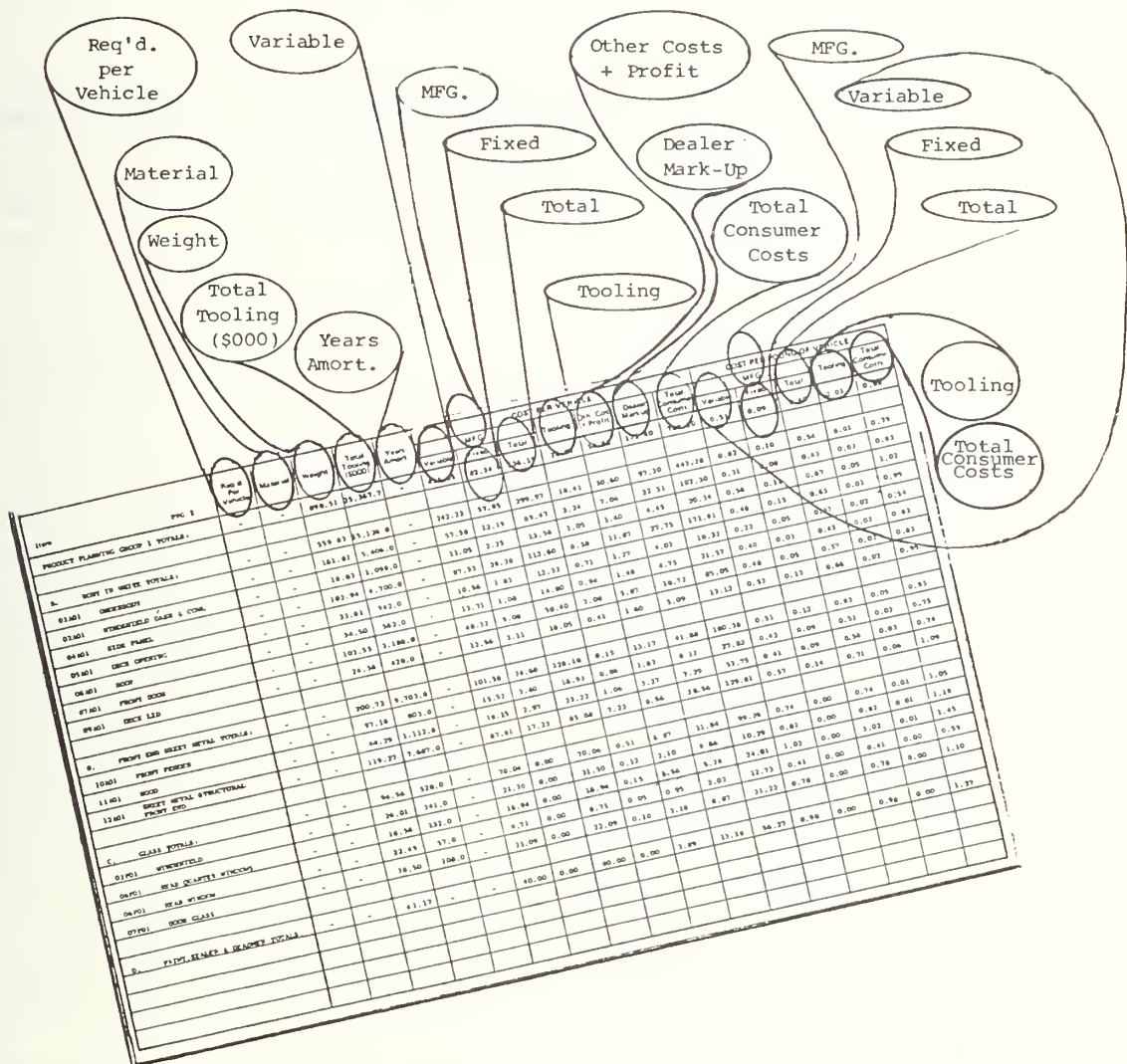


FIGURE 6. SAMPLE SUMMARY SHEET FOR COST ESTIMATING

An explanation of the column headings on the estimating sheet reading from left to right is described as follows:

OPERATION	Operations number, the different operations are numbered sequentially. Operating sheets are numbered 10, 20, 30 in place of 1, 2, 3 so additional sheets can be added without renumbering operations, for example, Operation 15 can be added as second operator in the sequence.
OPERATION DESCRIPTION	A brief description of each operation being performed.
TYPE OF EQUIPMENT	A list of any machinery necessary to perform this operation.
M/P	The number of persons necessary to perform this operation.
PCS/HR	The number of parts that can be performed in one hour.
MINS.	The number of minutes or decimal part of a minute that is required to perform the operation on one piece.
LABOR COST	The cost of labor to perform the operation on one piece (labor rate per minute times the time required to perform the operation on one piece).
LABOR RATE	The cost of labor to perform this operation for the time period of one minute.
OCC. HOURS	The number of hours or decimal part of an hour that is required to perform the operation on one piece.
BURDEN RATE	Burden applied to a particular machine or process on both variable and manufacturing.
BURDEN COST	Burden rate times the occupancy hours of the part in the machine
VARIABLE COST	Burden cost plus the labor cost.

FIGURE 7. DESCRIPTION OF COLUMN HEADING ON ESTIMATING SHEET
(Sheet 1 of 2)

MANUFACTURING COST	Manufacturing burden cost plus the labor cost.
TOTAL VARIABLE & BURDEN	Sum of the variable cost of the previous operations.
TOTAL MANUFACTURING	Labor and burden is the sum of the manufacturing cost from the previous operations.

Material Cost is based on the weight of the work piece times the cost per pound.

Scrap equals 1 percent of the material cost based on historical experience data.

Total Variable Cost of the work piece is based on the total variable labor and burden plus the material and scrap allowances.

Total Transfer Cost is derived by adding the total manufacturing labor and burden to the material cost and scrap allowance. This cost item is referred to as the manufacturing cost of the component being studied and is shown in the summary sheets included in this report.

FIGURE 7. DESCRIPTION OF COLUMN HEADING ON ESTIMATING SHEET
(Sheet 2 of 2)

FIGURE 7. DESCRIPTION OF COLUMN HEADLINE ON ESTIMATE SHEET
(Sheet 2 of 2)

2. MATERIAL COST STUDY ON A 1975 CHEVROLET CHEVELLE

Under Task IX, a study was conducted of the material cost related to the 1975 Chevelle Study performed for the Department of Transportation.

Technical Data presented is in chart form with the following content and definition:

1. PART DESCRIPTION - this is the part name as stated on the original report. The parts are separated into groups and coded with a five digit descriptor and an assigned name.
2. NUMBER OF OPERATIONS - this is the number of operations necessary to manufacture the part usage as well as usage on the vehicle.
3. ANALYSIS
 - A. MATERIAL - this is the major material in the part.
Material is stated as:

STEEL

PLASTIC

ZINC

RUBBER

- B. GRADE OF MATERIAL - this is coded as follows:

CRCQ - cold rolled commercial quality

CRDQ - cold rolled draw quality

HRPO - Hot rolled, pickled and oiled

ZINCRO - Zincrometal (Registered trademark-
Diamond Shamrock Corporation)

GALV. - Galvanized

POLYRPO - polypropylene

HSLA - high strength low alloy

TERNE - long terne steel

C. FORM-

COIL
SHEET
GRANULATED
CASTING
TUBING
WIRE

D. CONDITION - process used in manufacturing of the part

STAMPING
MACHINING
INJECTION MOLDING
FORMING
DIE CASTING
ROLLED FORMING

4. WEIGHT

A. ROUGH - the weight of the blank used in manufacturing the part.

B. FINISHED - the weight of its finished part.

5. DIRECT MATERIAL COST

A. RAW - cost of the blank used in manufacturing the part

B. SCRAP - cost of material allowance for unacceptable parts: this allowance is 1 percent of the raw material cost.

C. OTHER - cost other than that of the major material cost such as paint, plating, weldments, etc.

D. VENDOR PROFIT - a profit of 10 percent is applied to all parts from outside vendors.

E. TOTAL - this is the sum of all the direct material costs.

6. TOTAL VARIABLE MANUFACTURING COST - incremental costs associated with production as volume changes, including direct labor, direct material and variable burden.

The data presented in Appendix B has been reviewed and updated to reflect the latest information where any changes were made. It should be noted that certain weights were estimated when entire assemblies were studied as complete units rather than as detailed components. These estimated weights are shown in parentheses () in rough or finished weight columns of the report.

This information has been extracted or determined from the permanent Pioneer cost records and did not involve any additional teardown to gather data for this presentation.



3. COST ANALYSIS OF FOUR PRODUCTION ENGINES AND TRANSMISSIONS

A cost study of the four production engines and transmissions related to the previous studies was developed to show the variations and similarities of these different components.

For this study, the Chevelle, Pinto, VW Rabbit, and Audi engines and transmissions were processed and costs were estimated. These estimates were based on engine short blocks, which are the engines as shipped from a typical engine manufacturing plant to an automobile assembly plant. The short block includes all parts and components required for hot test: all internals, blocks, head, head covers, oil pan, water pump, fuel pump, flywheel, clutch and clutch housing, or torque converter and engine electrical. Excluded are: fan, pulleys, all accessories, carburetor, linkage, filters, pipes and hoses. This engine normally includes basic engine electrical components such as coil, distributor, wiring and spark plugs. However, this study does not include these items. This analysis permits direct comparison with prior engine studies conducted under this contract. Each part was estimated and the end results include:

- Direct Labor
- Direct Material
- Variable Burden
- Fixed Burden
- Manufacturing Cost
- Description of Process
- State of Material at Start of Process
- Part Finish Weight

The transmissions, again as shipped from a typical industry transmission plant, were processed and cost elements developed as described for engines. The Chevelle, VW Rabbit, and Audi have manual transmissions, and the Pinto has an automatic.

Technical Data is presented in chart form with the following content and definition:

1. PART DESCRIPTION - the part name as stated on the original report. The parts are separated into groups within the engine and transmission assemblies and identified with an assigned name.
2. REQUIRED PER VEHICLE - the number of parts used on each vehicle.
3. MATERIAL - the major material in the part. It is stated as:
 - STEEL
 - PLASTIC
 - ZINC
 - RUBBER
4. STATE OF MATERIAL - identified in the following manner:
 - A. GRADE OF MATERIAL - coded as follows:
 - CRCQ - cold rolled, commercially quality
 - CRDQ - cold rolled, draw quality
 - HRPO - hot rolled, pickled and oiled
 - ZINCRO - Zincrometal (Registered trademark Diamond Shamrock Corporation)
 - GALV. - galvanized
 - POLYPRO - polypropylene
 - HSLA - high-strength low alloy steel
 - TERNE - long terne steel
 - B. FORM-
 - COIL
 - SHEET
 - GRANULATED
 - CASTING
 - TUBING
 - WIRE
5. PROCESS DESCRIPTION - process used in manufacture of the part, e.g.,

STAMPING
MACHINING
INJECTION MOLDING
FORMING
DIE CASTING
ROLL FORMING

6. FINISH WEIGHT - the weight of the finished part.
7. DIRECT MATERIAL COST - the cost of the direct material required per vehicle.
8. DIRECT LABOR - the cost of the direct labor required to produce the detail parts and/or assemblies per vehicle.
9. VARIABLE BURDEN - that portion of the manufacturing expense not of a fixed or non-variable nature, which increases or decreases in relationship to or in increments to the increase or decrease of production volume.
10. VARIABLE COST - the sum of the costs for DIRECT LABOR, DIRECT MATERIAL and VARIABLE BURDEN.
11. FIXED BURDEN - that portion of the expenses that is more or less independent of production quantities, therefore, would not be affected by most changes in labor. Fixed expenses include depreciation, amortization, taxes, insurance, and rentals of a permanent nature.
12. MANUFACTURING COST - the Variable and Fixed costs plus the amortization of capital equipment for the component or assembly.
13. TOOLING COST - the per vehicle cost based upon the years of amortization over the vehicle life cycle. Production rates for these studies were determined to be 350,000 vehicles per year.
14. TOTAL COST - the sum of the MANUFACTURING COST plus the TOOLING COST per vehicle.

15. YEARS AMORTIZED - the life of the tooling as based on historical experience with the manufacture of similar components or assemblies.

The data presented in Appendix C has been reviewed and updated to reflect the latest information where any changes were made. It should be noted that certain weights were estimated when entire assemblies were studied as complete units, rather than as detailed components.

This information has been extracted or determined from the permanent Pioneer cost records. Some additional teardown of the various engines and transmissions was required to gather data under this project.

The following specifications apply to engines and transmissions for analyses:

TABLE 1. ENGINE & TRANSMISSION SPECIFICATIONS

VEHICLE	ENGINE	TRANSMISSION
PINTO	2300 c.c. 4 cylinder	four speed automatic (cruise-o-matic)
CHEVELLE	250 CID 6 cylinder	three speed manual
RABBIT	1600 c.c. 4 cylinder	four speed manual
AUDI	1588 c.c. 4 cylinder	four speed manual

4. MATERIAL COST STUDY OF FOUR PRODUCTION ENGINES AND TRANSMISSIONS

A study of the material cost related to the previous studies, described in Section 4, of the four engines and transmissions has been completed.

Technical Data is presented in chart form with the following content and definition:

1. PART DESCRIPTION - the part name as stated on the original report. The parts are separated into groups and coded with a five digit descriptor and an assigned name.
2. NUMBER OF OPERATIONS - the number of operations necessary to manufacture the part for use on the vehicle.
3. USAGE - the number of parts used on each vehicle.
4. ANALYSIS
 - A. MATERIAL - the major material in the part.

Material is stated as:

STEEL

PLASTIC

ZINC

RUBBER

- B. GRADE OF MATERIAL - coded as follows:

CRCQ - cold rolled, commercial quality

CRDQ - cold rolled, draw quality

HRPO - hot rolled, pickled and oiled

ZINCO - Zincrometal (Registered trademark Diamond Shamrock Corporation)

GAVL. - galvanized

POLYPRO - polypropylene

HSLA - high-strength low alloy steel

TERNE - long terne steel

C. FORM-

COIL
SHEET
GRANULATED
CASTING
TUBING
WIRE

D. CONDITION - process used in manufacture of the part

STAMPING
MACHINE
INJECTION MOLDING
FORMING
DIE CASTING
ROLLED FORMING

5. WEIGHT

- A. ROUGH - the weight of the blank used in manufacturing the part
- B. FINISHED - the weight of the finished part


6. DIRECT MATERIAL COST

- A. RAW - cost of the blank used in manufacturing of the part
- B. SCRAP - cost of material allowance for unacceptable parts; this allowance is 1 percent of the raw material cost.
- C. OTHER - cost other than that of the major material cost such as: paint, plating, weldments, etc.
- D. VENDOR PROFIT - a profit of 10 percent is applied to all outside vendor suppliers parts
- E. TOTAL - the sum of all the direct material costs

7. TOTAL VARIABLE MANUFACTURING COST - incremental costs associated with production as volume changes, including direct labor, direct material, and variable burden.

The data presented in Appendix D has been reviewed and updated to reflect the latest information where any changes were made. It should be noted that certain weights were estimated when entire assemblies were studied as complete units, rather than as detailed components. These estimated weights are shown in parentheses () in the rough or finished weight columns of the report.

This information has been extracted from the permanent Pioneer cost records. Additional teardown was required to gather data which was derived for the cost analysis of the Audi, VW Rabbit and Pinto engines and transmissions.



5. SELECTED AUTOMOTIVE PARTS ANALYZED BY VARIOUS CRITERIA

For the analyses, a range of parts and assemblies were selected from the Pinto, Chevelle, VW Rabbit and the Audi studies. These parts and assemblies were grouped by physical characteristics, materials and manufacturing processes. When possible, the same parts were selected from each vehicle for comparative studies.

Direct materials, direct labor, variable and fixed burden costs were developed for the various parts as well as the manufacturing cost and tooling cost per vehicle. In addition, the total specialized tooling and years over which the tooling was amortized has been included for each component.

5.1 METHODOLOGY

Data was selected from the previous vehicle teardown reports by the process cost engineer and was grouped for analysis. The data was divided into the following categories:

Stamped Steel	Various Plastic Processes
Die Cast Zinc - Machined	Rubber Processes
Die Cast Aluminum - Machined	Steel Machined
Cast Iron - Machined	Steel Wire - Formed
Glass	Various Fabric & Insulation Processes
Steel Forging - Machined	Powered, Sintered Metal Processes
Aluminum Extrusion	Copper & Brass Processes

A top down breakdown was used to outline the various components in the assemblies. An example is the 07A01 - Front Door - which was used for all the various vehicles. The analysis shows the inner door panel and all the various detail parts, then, the outer door panel and components plus the subassemblies and final assembly. Where possible, this procedure was followed on the other parts being studied, which included approximately 600 detail components.

5.2 TECHNICAL DATA

Technical data on the parts was organized on special forms developed for this and related tasks of this project. The information on the charts is:

1. PART DESCRIPTION - the part name as stated on the original report. The parts are separated into groups within the engine and transmission assemblies and identified with an assigned name.
2. REQUIRED PER VEHICLE - the number of parts used on each vehicle.
3. MATERIAL - the major material in the part. It is stated as follows:

STEEL
PLASTIC
ZINC
RUBBER

4. STATE OF MATERIAL - identified in the following manner:

- A. GRADE OF MATERIAL - coded as follows:

CRCQ - cold rolled, commercial quality
CRDQ - cold rolled, draw quality
HRPO - hot rolled, pickled and oiled
ZINCRO - Zincrometal (Registered trademark Diamond Shamrock Corporation)
GALV. - galvanized
POLYPRO - polypropylene
HSLA - high-strength low alloy steel
TERENE - long terne steel

- B. FORM-

COIL
SHEET
GRANULATED
CASTING

TUBING
WIRE

5. PROCESS DESCRIPTION - process used in manufacturing of the part, e.g.,
 - STAMPING
 - MACHINING
 - INJECTION MOLDING
 - FORMING
 - DIE CASTING
 - ROLL FORMING
6. FINISH WEIGHT - the weight of the finished part.
7. DIRECT MATERIAL COST - the cost of the direct material required per vehicle.
8. DIRECT LABOR - the cost of the direct labor required to produce the detail parts and/or assemblies per vehicle.
9. VARIABLE BURDEN - that portion of the manufacturing expense not of a fixed or non-variable nature, which increases or decreases in relationship to or in increments to the increase or decrease of production volume.
10. VARIABLE COST - the sum of the costs for DIRECT LABOR, DIRECT MATERIAL and VARIABLE BURDEN.
11. FIXED BURDEN - that portion of the expenses that are more or less independent of production quantities, therefore, would not be affected by most changes in labor. Fixed expenses include depreciation, amortization, taxes, insurance, and rentals of a permanent nature.
12. MANUFACTURING COST - the Variable and Fixed costs plus the amortization of capital equipment for the component or assembly.
13. TOOLING COST - the per vehicle cost based upon the years of amortization over the vehicle life cycle. Production rates for these studies were determined to be 350,000 vehicle per year.

14. TOTAL TOOLING (\$000) - the total tooling requirement for the manufacture of the component, exclusive of the capital expenditure.
15. YEARS AMORTIZED - the life of the tooling as based on historical experience with the manufacture of similar components or assemblies.

The data presented in Appendix E has been reviewed and updated to reflect the latest information where any changes were made.

This information has been extracted from the permanent Pioneer cost records and did not involve any additional teardown to gather data under this Task of this contract.

6. THE COST IMPACT OF ALTERNATE MATERIALS ON SELECTED AUTOMOTIVE PARTS

The evaluation of the Impact of Alternate Materials on Specific Automotive Parts involved the selection and analysis of parts that might be candidates for the use of other materials. The parts that are analyzed in this study include: intake manifold, hood, panel, deck lid, bumper system and grille. These parts and assemblies were selected from the components that were previously studied by Pioneer Engineering and Manufacturing Company of the Pinto and Chevelle Cost Studies for the Department of Transportation. A comparative cost analysis was performed on the various parts by the generally accepted cost analysis methods used by the automotive companies.

6.1 METHODOLOGY

The parts used for this study were, in general, selected from the Pinto parts since detailed cost information was readily accessible. Similar parts from other vehicles could have been used, however, the Pinto compact size reflects the trend of the future smaller passenger cars. It, therefore, seemed appropriate to use these parts to represent the major study effort for this project.

For the grille comparison, the Chevelle part was used since it was made of a zinc based alloy die casting. Cost data for this part was also readily available.

After the parts were selected, the process engineer and cost estimator analyzed various manufacturing methods that might be used to make the parts. These methods were detailed out on process sheets to determine the material usage, labor content and tooling requirements. No design changes were considered so that a direct cost comparison, by process, could be made. In some cases, a redesign might be required to better utilize the material characteristics for the specific application, and in other cases, a redesign might be mandatory.

It should be noted that the original cost studies were completed in 1975 and reflect the 1975 economics. All prices used on the alternate materials were back dated to reflect the same economics.

In these studies, the materials were selected to represent current manufacturing technology for materials that could be used. Plastic technology represented by the SMC (Sheet Molding Compound) has been evolving for a number of years and continues to develop as more applications are found. Other methods and materials, i.e., vacuum forming of ABS (Acrylonitrile-Butadiene-Styrene) and the Urethane foams are possible candidates for certain parts. The added labor for handling processing time and special finishing for external panels have restricted their use from high volume production jobs. With additional manufacturing research and specialized equipment, a number of new processes and materials will be introduced. Economics justification and a competitive need to meet the more stringent safety and fuel economy standards will be instrumental in the development of new manufacturing systems.

6.2 DATA ORGANIZATION

The data has been assembled on separate schedules with the comparative information on each part that was studied. Present and alternate methods were analyzed by rough and finished weights, material cost, and variable and manufacturing cost, as well as tooling costs with special remarks, where needed. In some cases, three materials, e.g., steel, aluminum and SMC, were compared in the analysis.

6.3 PRODUCT COST EVALUATION

The various parts and assemblies in this study have been analyzed as follows:

- A. INTAKE MANIFOLD - Since the intake manifold on the Pinto is currently being made of aluminum, the comparison was made with cast iron. Due to the more expensive tooling and added material weight, the manufacturing cost was greater

for cast iron than aluminum even at the high per pound of material cost. Stainless steel was considered but the manufacturing cost was too excessive. (See Table 1).

- B. DECK LID ASSEMBLY - This assembly has been studied in steel, aluminum and SMC. The steel was the heaviest, as well as the least expensive. The aluminum was the most expensive while the SMC was more readily competitive with the steel, but more expensive by over \$1.20 per assembly. Tooling costs were lower for the SMC but more labor intensive than steel. (See Table 2.)
- C. HOOD ASSEMBLY - For this larger part, it was found that the SMC assembly was the least expensive, by approximately \$0.57. The aluminum part was far more expensive than either of the other two assemblies. More care in handling the parts, as well as the added tooling expense for the needed new die welding equipment contributed to the increased cost for aluminum. (See Table 3.)
- D. FACE BAR - FRONT BUMPER - The comparison of the parts for the Front Bumper-Face Bar was made using the normal draw quality steel and the special high strength low alloy steel. As expected, the manufacturing cost was higher due to the higher cost material. However, the cost would be reduced with a redesign of the higher strength steel bar if its characteristics were considered. Also, the aluminum extruded bumper is finding wider use by the automobile manufacturers, but was not considered in this study. (See Table 4.)
- E. FACE BAR - REAR BUMPER - The same conditions exist for this part as above. (See Table 5.)
- F. FRONT GRILLE - RADIATOR - The Chevelle Grille was selected because it was a zinc based alloy die casting. Substitutions of an injection molded plastic part for it reduced both weight and manufacturing cost by better than one half (1/2). Since the decorative plating on the plastic is performed by vacuum plating, less nickel and chrome are used.

TABLE 2. IMPACT OF ALTERNATE MATERIALS ON COST, PART: INTAKE MANIFOLD

SOURCE VEHICLE: 1975 FORD PINTO

<u>MATERIAL</u>	<u>WEIGHT</u>		<u>MATERIAL</u>		<u>COST</u>	
	<u>Rough</u>	<u>Finish</u>	<u>Cost/lb.</u>	<u>Variable</u>	<u>Mfg.</u>	
Current: Aluminum	6.35	4.70	\$0.60	4.5576	5.0940	
Alternate: Cast Iron	16.92	14.10	\$0.08	4.1673	6.4455	
<u>TOOLING</u>	<u>COST, \$</u>		<u>REMARKS</u>			
Aluminum	\$561,000.00		Present estimated tooling			
Cast Iron	816,000.00		Proposed required new tooling			

TABLE 3. IMPACT OF ALTERNATE MATERIALS ON COST, PART: DECK ASSEMBLY -
INNER AND OUTER PANEL

SOURCE VEHICLE: 1975 FORD PINTO

<u>MATERIAL</u>	<u>WEIGHT</u>		<u>MATERIAL COST/LB.</u>		<u>COST, \$</u>	
	<u>Rough</u>	<u>Finish</u>	<u>Outer Panel</u>	<u>Inner Panel</u>	<u>Variable</u>	<u>Mfg.</u>
Current: Steel	20.6112	11.0000	\$0.14536	\$0.14536	4.1351	5.6093
Alternate: SMC *	9.2596	8.7966	0.2900	0.2900	6.0782	6.9812
Alternate: Aluminum	8.5859	4.5814	0.7090	0.6990	7.1962	8.1793

<u>TOOLING</u>	<u>COST, \$</u>	<u>REMARKS</u>
Aluminum	\$605,000.00	New Die (Due to Material & Spring Back) New Welding Equipment
SMC	\$110,000.00	New Tooling Required
Steel	\$542,000.00	Present Estimated Tooling

*Sheet Molding Compound

TABLE 4. IMPACT OF ALTERNATE MATERIALS ON COST, PART: HOOD ASSEMBLY -
OUTER AND INNER PANEL

SOURCE VEHICLE: 1975 FORD PINTO

<u>MATERIAL</u>	<u>WEIGHT</u>		<u>Finish</u>	<u>MATERIAL COST/LB.</u>		<u>COST, \$</u>	
	<u>Rough</u>	<u>Outer Panel</u>		<u>Inner Panel</u>	<u>Variable</u>	<u>Mfg.</u>	
Current: Steel	42.8660	\$0.14536	25.0000	\$0.14536	8.6976	10.7894	
Alternate: SMC *	19.3400	\$0.2900	18.3730	\$0.2900	9.2971	10.2171	
Alternate: Aluminum	18.0785	\$0.6970	10.5433	\$0.6870	14.3929	15.4942	

<u>TOOLING</u>	<u>COST, \$</u>	<u>REMARKS</u>
Steel	\$892,000.00	Present Estimated Tooling
SMC *	\$130,000.00	New Tooling Required
Aluminum	\$943,000.00	New Die (Due to Material & Spring Back) New Welding Equipment

* Sheet Metal Compound

TABLE 5. IMPACT OF ALTERNATE MATERIALS ON COST, PART: FACE BAR - FRONT BUMPER

SOURCE VEHICLE: 1975 FORD PINTO

	<u>MATERIAL</u>	<u>WEIGHT</u>		<u>FINISH</u>	<u>MATERIAL COST</u>	<u>COST, \$</u>	
		<u>ROUGH</u>	<u>FINISH</u>			<u>VARIABLE</u>	<u>MFG.</u>
PRESENT:	Hot Rolled Draw Quality Steel (Fine Grain Steel)	25.27	16.50		\$0.1571/lb. plus plating \$1.97	4.7131	6.1686
PROPOSED:	USS Parksin #38 Steel	29.28	16.50		\$0.1923/lb. plus \$0.0368 for Finishing (RMS: 7-8) & Plating \$1.97	10.6461	11.0781

41

<u>TOOLING</u>	<u>COST, \$</u>	<u>REMARKS</u>
USS Parksin #38 Steel	\$261,000.00	Similar tooling can be used for both

TABLE 6. IMPACT OF ALTERNATE MATERIALS ON COSTS, PART: FACE BAR - REAR BUMPER

SOURCE VEHICLE: 1975 FORD PINTO

MATERIAL	WEIGHT		MATERIAL COST	COST, \$	
	Rough	Finish		Variable	Mfg.
PRESENT: Hot Rolled Draw Quality Steel (Fine Grain Steel)	28.43	17.50	\$0.1571/lb. plus plating \$2.0298	9.3200	12.2200
PROPOSED: USS Parksin #38	29.28	16.50	\$0.1923/lb. plus \$0.1021 for Finishing (RMS 7-8) & plating \$2.0298	11.5985	13.8828
TOOLING	COST, \$		REMARKS		
USS Parksin Steel	\$231,000.00		Similar Tooling can be used for Both		

This is one way to reduce the total weight and the cost of the component. It should be noted that the grille on a number of the new weight conscious vehicles has been converted to an injection molded plastic part as part of the overall search for fuel economy by the companies. (See Table 6.)

6.4 OBSERVATION

This task has highlighted the need for additional study on various other components. It appears that significant progress in weight-saving and, ultimately fuel-savings can be made by studies of this type. In addition, product redesign must be included in any program to take advantage of the specific process and material characteristics. Studies of this depth would permit evaluation of different emerging technologies to develop new, more fuel-efficient products for future automobiles.

TABLE 7. IMPACT OF ALTERNATE MATERIALS ON COST, PART: FRONT GRILLE RADIATOR

SOURCE VEHICLE: 1975 CHEVELLE

<u>MATERIAL</u>	<u>WEIGHT</u>		<u>MATERIAL</u>		<u>COST, \$</u>	
	<u>ROUGH</u>	<u>FINISH</u>	<u>COST/LB.</u>	<u>VARIABLE</u>	<u>MFG.</u>	
Current: Plastic*	5.50	5.50	\$0.45	5.5031	8.2583	
Alternate: Zinc	13.00	12.00	\$0.40	8.9078	11.5672	

*Not Including Plating

<u>TOOLING</u>	<u>COST, \$</u>	<u>REMARKS</u>
Plastic	\$279,000.00	Proposed New Tooling Required
Zinc	\$229,000.00	Present Estimated Tooling

APPENDIX A
SAMPLE COST ANALYSIS STUDY

COSTING METHODOLOGY FOR A V-8 INTERNAL COMBUSTION ENGINE

The rationale of the costing methodology for a V-8 internal combustion engine follows the basic principle outlined in Section 1. In this case, the cost estimating engineers used their previous experience with engines to determine the component costs. These costs reflect the latest manufacturing techniques and materials.

The engineers updated the base cost of an earlier engine to reflect any new design modifications. In addition, the economics were updated to reflect the January 1978 material and labor costs.

METHODOLOGY - 315 V8 ENGINE WITH 2 BARREL CARBURETOR

Based on breaking down the engine into component parts and estimating the cost of each component

1. CYLINDER BLOCK	\$ 94.60
2. CYLINDER HEAD	\$ 61.40
3. CRANKSHAFT, FLYWHEEL - MACHINING ASSEMBLY AND BALANCE	\$ 46.30
4. PISTON AND CONNECTING ROD ASSEMBLIES*	\$ 48.00
5. MANIFOLDS	\$ 37.70
6. CAMSHAFT AND VALVE TRAIN	\$ 51.30
7. FUEL PUMP	\$ 6.20
8. WATER PUMP, FAN AND DRIVE	\$ 28.30
9. MISCELLANEOUS	\$ 71.20
10. ASSEMBLE AND TEST	\$ 35.00
TOTAL DOLLARS	\$480.00

*Refer to Process Sheets.

ESTIMATING DEPARTMENT

OPERATION SHEET

O P E R	OPERATION DESCRIPTION	TYPE OF EQUIPMENT	A / P	PCS/HR. MINS.	LABOR COST		OCC. HOURS	BURDEN RATE	BURDEN COST	VAR. COST		DIE MODEL \$ (000)	TOOLING \$ (000)
					LABOR RATE	LABOR RATE				MFG. COST	COST		
10	DIE CAST (4) MACH (2) MEN			360 333	0409 1230		0028	V 31.33 M 66.10	0877 1850	1279 2259		40	
20	ROUGH TURN	AUTO		300 200	0238 1194		0033	V 20.41 M 40.82	0673 1347	0911 1585		5	
30	FACE BOTTOM & BORE SKIRT I.D.	AUTO		300 200	0238 1194		0033	V 20.41 M 40.82	0673 1347	0911 1585		5	
40	LOC. ON SKIRT I.D. STA #1 LOAD UNLOAD #2 FIN TURN DOME #3 SEMI-FIN O.D. #4 MACHINE GROOVES #5 DRILL PIN HOLE #6 BORE PIN HOLE #7 DEILL HOLES #8 MILL SLOTS	SPEC MACH		240 250	0298 1194		0042	V 20.41 M 40.82	0857 1714	1155 2012		80	
50	TURN SINE WAVE	SPEC		300 200	0238 1194		0033	V 20.41 M 40.82	0673 1347	0911 1585		10	
60	INSPECT & WEIGH			300 200	0231 1159		0033	V 15.01 M 17.83	0445 0588	0726 0819			
SKETCH - REMARKS (8) READ PCS ROUGH WT. 1,000 ALUM DIE CAST COST PER LB. 48 MAT'L. COST 4800 PART NAME PISTON													
										TOTAL VAR. LABOR & BURD.	5893		
										TOTAL MFG. LABOR & BURD.	9845		
										MATERIAL	4800	KEY <input type="checkbox"/>	
										SCRAP	170	NON KEY <input type="checkbox"/>	
										SET-UP		VOL	
										OTHER		UFC 30	
										MARK-UP %		PART NO.	
										TOTAL VAR. COST	10741		
										TOTAL TRANS. COST	14693		

ESTIMATING DEPARTMENT

OPERATION SHEET

OPER	OPERATION DESCRIPTION	TYPE OF EQUIPMENT	M/P	PCS/HR. MINS.	LABOR COST LABOR RATE	OCC. HOURS	BURDEN RATE	BURDEN COST	VAR. COST MFG. COST	DIE MODEL \$(000)	TOOLING \$(000)
	<i>PURCHASE</i>										
		SKETCH - REMARKS <i>(8) SETS READ</i>		MATERIAL COST		TOTAL VAR. LABOR & BURD. <i>3000</i>		TOTAL MFG LABOR & BURD.		KEY <input type="checkbox"/> NON KEY <input type="checkbox"/>	
				COST PER LB. _____		TOTAL VAR. COST <i>10 0300</i>		TOTAL TRANS. COST <i>3300</i>		VOL. <i>30</i> UPC PART NO.	
PART NAME <i>PISTON RINGS (SET OF 3)</i>											

ESTIMATING DEPARTMENT OPERATION SHEET

O P E R.	OPERATION DESCRIPTION	M /	TYPE OF EQUIPMENT	PCS/HR. MINS.	LABOR COST LABOR RATE	OCC. HOURS	BURDEN RATE	BURDEN COST	VAR COST MFG COST	DIE MODEL \$(000)	TOOLING \$(000)
10	SHEAR BILLET			900 .0077							
				066 1174							
20	HEAT TO FORGE			1200 0058							
				050 1159							
30	FORGE			300 0243							15
				.200 1217							
40	COIN TO SIZE			300 0243							
				200 1217							
50	HEAT TREAT			1800 0039							10
				033 1183							
60	SHOT BLAST			1800 0039							
				033 1176							
70	RSH & FIN GRD SIDES			200 0347							
				.300 1159							
80	BROACH BOTTOM			300 0236							
				200 1183							
90	BROACH TOP & SIDES			200 0236							15
				300 1183							
100	RGH BORE CRANK PIN & CHF			200 0347							15
				200 1183							
110	DRILL-REAM & CHF PIN HOLE			300 1159							20
				200 0347							
120	DRILL- S'FACE - BEAM - CHF			300 1159							20
				200 0347							
	BOLT HOLES			300 1159							30
				200 0347							
SKETCH - REMARKS (8) REQ'D											
SHT COIL GAGE/DUAL				PCS		ROUGH WT.					
				1		1,700					
STL FORGING											
COST PER LB. .20				MAT'L COST .3400							
TOTAL VAR. LABOR & BURD TOTAL MFG. LABOR & BURD MATERIAL SCRAP SET-UP OTHER MARK-UP % TOTAL VAR. COST TOTAL TRANS. COST											
KEY <input type="checkbox"/> NON KEY <input type="checkbox"/> VOL. <u>30</u> UPC <u>30</u> PART NO.											

PART NAME CONNECTING ROD

ESTIMATING DEPARTMENT OPERATION SHEET

O P E R.	OPERATION DESCRIPTION	TYPE OF EQUIPMENT	M /	PCS/HR. MINS.	LABOR COST LABOR RATE	OCC. HOURS	BURDEN RATE	BURDEN COST	VAR. COST MFG. COST	DIE MODEL \$1000)	TOOLING \$1000)
130	MILL SEPERATE ROD & CAP			120 500	0579 1159	0083	V 13.69 M 17.11	1136 1420	1715 1919		20
140	BROACH JOINT FACES ROD & CAP			300 200	0236 1183	0033	V 17.71 M 26.36	0584 0876	0820 1112		15
150	CHF BOLT HOLES ROD & CAP			300 200 200 300	0231 1159 0347 1159	0033	V 15.01 M 27.01 V 13.69 M 17.11	0495 0891 0684 0855	0726 1122 1031 1202		6 6
170	ASM ROD & CAP			400 150	0174 1159	0025	V 15.01 M 17.83	0375 0445	0599 0619		5
180	POLISH WRIST PIN HOLE			240 250	0289 1159	0042	V 12.31 M 16.00	0517 0672	0806 0961		5
190	GRD CRANK PIN HOLE FROM WRIST PIN HOLE			90 666	1159	0111	V 19.07 M 28.60	2116 3174	2887 3945		5
200	WEIGH & INSPECT			300 200	0231 1159	0033	V 15.01 M 17.83	0495 0588	0726 0819		1
SHT COIL GAGE (DUAL) MAT'L PCS ROUGH WT. SKETCH - REMARKS (8) RECD											
TOTAL VAR. LABOR & BURG 9266 TOTAL MFG LABOR & BURG 8164 MATERIAL 3400 SCRAP 190 SET-UP OTHER MARK-UP %										KEY <input type="checkbox"/> NON KEY <input type="checkbox"/> VOL. 30 UPC	
COST PER LB _____ MAT'L COST _____										TOTAL VAR. COST 2700 TOTAL TRANS. COST 1598	
PART NAME CONNECTING ROD PART NO.											

ESTIMATING DEPARTMENT OPERATION SHEET

O P E R.	OPERATION DESCRIPTION	TYPE OF EQUIPMENT	PCS/HR. MINS.	LABOR COST		OCC. HOURS	BURDEN RATE	BURDEN COST	VAR. COST MFG. COST	DIE MODEL \$1000	TOOLING \$1000
				M	P						
	PURCHASE										
							V				
							M				
							V				
							M				
							V				
							M				
							V				
							M				
							V				
							M				
							V				
							M				
							V				
							M				
							V				
							M				
							V				
							M				
							V				
							M				
							V				
							M				
							V				
							M				
							V				
							M				
SKETCH - REMARKS (6) REQ D											TOTAL VAR. LABOR & BURD 0050
SHIT COIL GAGE QUAL MAT'L PCS ROUGH WT.											TOTAL MFG. LABOR & BURD
											MATERIAL <input type="checkbox"/> KEY
											SCRAP <input type="checkbox"/> NON KEY
											SET UP VOL. 30
											OTHER
COST PER LB. _____ MAT'L. COST											MARK UP % 10 0005
PART NAME LOCKRING											TOTAL VAR. COST 0055
											TOTAL TRANS. COST

ESTIMATING DEPARTMENT

OPERATION SHEET

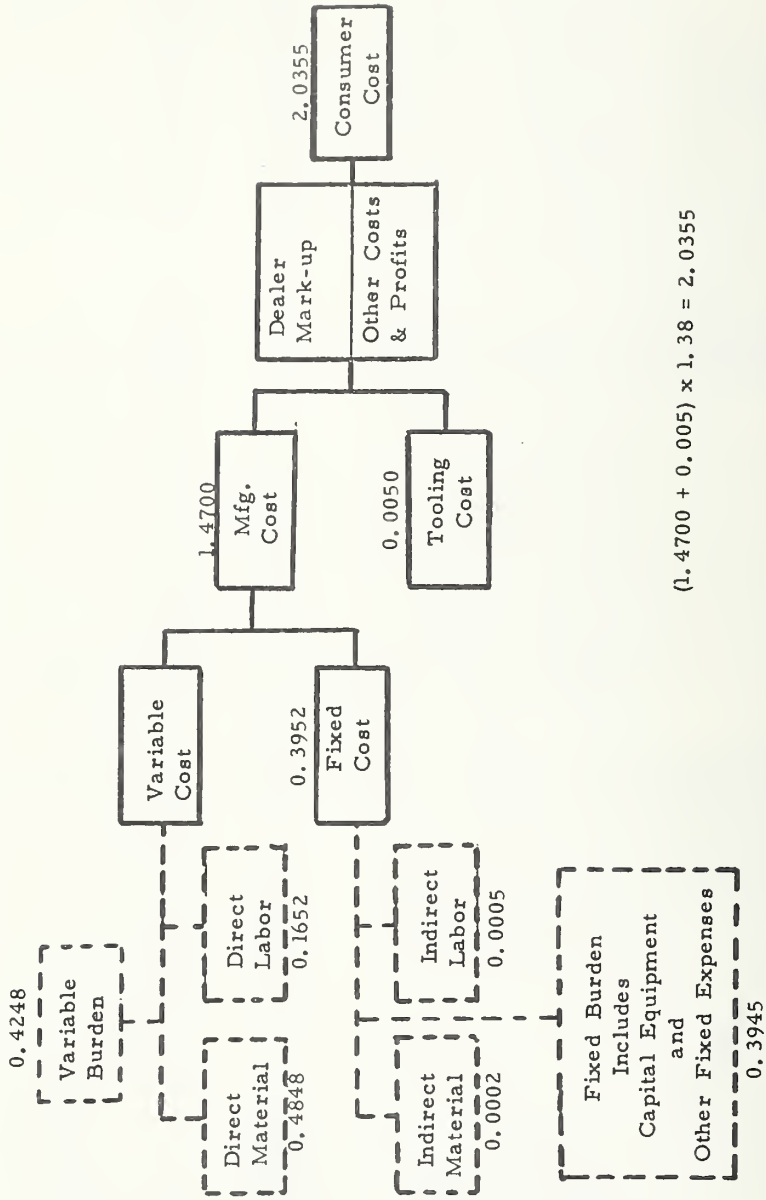
OPERATION DESCRIPTION	TYPE OF EQUIPMENT	M / P	PCS/HR. MINS.	LABOR COST		OCC. HOURS	BURDEN RATE	BURDEN COST	VAR. COST MFG. COST	DIE MODEL \$(000)	TOOLING \$(000)																								
				LABOR COST	LABOR RATE																														
PURCHASE																																			
<table border="1"> <tr> <td colspan="2">SHEET</td> <td>COIL</td> <td>GAGE</td> <td>QUAL</td> <td>MAT'L</td> <td>PCS</td> <td>ROUGH WT.</td> </tr> <tr> <td></td> <td></td> <td></td> <td></td> <td></td> <td>STL</td> <td></td> <td></td> </tr> <tr> <td colspan="8">COST PER LB. _____ MAT'L. COST _____</td> </tr> </table>												SHEET		COIL	GAGE	QUAL	MAT'L	PCS	ROUGH WT.						STL			COST PER LB. _____ MAT'L. COST _____							
SHEET		COIL	GAGE	QUAL	MAT'L	PCS	ROUGH WT.																												
					STL																														
COST PER LB. _____ MAT'L. COST _____																																			
SKETCH - REMARKS (16) REQD #																																			
TOTAL VAR. LABOR & BURD								1500																											
TOTAL MFG. LABOR & BURD																																			
MATERIAL									KEY <input type="checkbox"/>																										
SCRAP									NON KEY <input type="checkbox"/>																										
SET-UP									VOL. _____																										
OTHER									UPC 30																										
MARK-UP %								10	PART NO																										
TOTAL VAR. COST								1650																											
TOTAL TRANS. COST																																			

PART NAME BRG SHELL - CON ROD

COST SUMMARY SHEET - PISTON ASSEMBLY

Item	ENGINE	PGC VTI	Rec'd Per Vehicle	Material	Weight	Total Tooling (\$000)	Years Amort.	COST PER VEHICLE			COST PER POUND OF VEHICLE									
								MFG. Variable	MFG. Fixed	Total	Oh. Cost + Profit	Dealer Markup	Total Consumer Costs	MFG. Variable	MFG. Fixed	Total	Tooling	Total Consumer Costs		
10	ENGINE (CONTINUED)																			
			-	-	32.59	785.0	-	23.3091	23.5750	46.8841	0.2241	4.5963	9.11239	80.8259	0.7152	0.7234	1.4386	0.0069	1.8664	
			1	Steel	0.62	95.0	10	1.6223	0.8623	2.4846	0.0271	0.2849	0.4865	3.2431	2.6166	1.3908	4.0074	0.0437	5.2308	
			1	Steel	0.05	-	-	0.0770	0.0000	0.0770	0.0000	0.0075	0.0149	0.0994	1.5400	0.0000	1.5400	0.0000	1.9880	
			1	Steel	0.02	-	-	0.0165	0.0000	0.0165	0.0000	0.0016	0.0032	0.0213	0.8750	0.0000	0.8750	0.0000	1.0650	
			2	Steel	0.06	-	-	0.0270	0.0000	0.0270	0.0000	0.0027	0.0052	0.0349	0.4500	0.0000	0.4500	0.0000	0.5817	
			1	Steel	0.14	-	-	0.0825	0.0000	0.0825	0.0000	0.0080	0.0160	0.1065	0.5891	0.0000	0.5891	0.0000	0.7607	
			-	-	0.89	95.0	-	1.8623	0.8623	2.7246	0.0271	0.2647	0.5258	3.5422	2.0509	0.9689	3.0198	0.0304	3.9384	
			8	Cast Aluminum	7.98	140.0	10	8.5984	3.1616	11.7600	0.4000	2.0814	2.4426	16.2840	1.0775	0.3962	1.4737	0.0501	2.0406	
			1	Steel	0.21	-	-	0.5720	0.0000	0.5720	0.0000	0.0558	0.1108	0.7386	2.7238	0.0000	2.7238	0.0000	3.5171	
			8	Steel	0.50	-	-	2.0460	0.0000	2.0460	0.0000	0.1995	0.3965	2.6418	4.0920	0.0000	4.0920	0.0000	5.2836	
			8	Cast Aluminum		7.98	140.0	10	8.5948	3.1616	11.7600	0.0400	2.0814	2.4426	16.2840	1.0775	0.3962	1.4737	0.0501	2.0406
			8	Steel	0.88	-	-	0.3520	0.0000	0.3520	0.0000	0.0343	0.0682	0.4545	0.4000	0.0000	0.4000	0.0000	0.5165	
			-	-	23.78	327.0	-	35.0094	12.9106	48.0000	0.0934	3.7385	14.8569	67.5293	1.4755	0.5429	2.0185	0.0079	2.8398	

DETERMINATION OF MANUFACTURING AND CONSUMER COSTS — PISTON



Refer to Process Sheet for Piston

APPENDIX B
1975 CHEVELLE MATERIALS STUDY
DATA SHEETS

MATERIALS STUDY

Vehicle - 1975 CHEVELLE
TASK NO. - IX

PRODUCT -

Part Description	No. Oper. Usage	ANALYSIS		WEIGHT #		DIRECT MATERIAL COST (\$)					Total Var. Mfg. Cost	
		Material Grade	Form	Cond.	Rough	Fin.	Raw	Scrap	Other	Vendor Profit		Total
PPG - I TOTAL	-	-	-	-	1217.20	990.48	176.2190	2.9793	100.4928	9.7993	289.4924	330.0688
BODY-IN-WHITE SUBTOTAL	-	-	-	-	916.77	689.89	133.2177	2.3284	35.3902	3.4639	174.4022	202.6044
01A01 - UNDERBODY	-	-	-	-	173.75	147.89	25.0770	.2532	.1691	.0029	25.5022	28.6696
02A01 - WINDSHIELD COWL AND DASH	-	-	-	-	129.20	96.91	15.4211	.1782	5.0001	.4739	21.0733	27.4961
04A01 - SIDE PANELS	-	-	-	-	246.53	124.63	41.1064	1.3807	3.1333	.3053	45.9257	55.8204
05A01 - DECK OPENING STONE DEFLECTOR	-	-	-	-	37.74	41.94	5.2695	.0527	9.5985	.9446	15.8653	16.9422
06A01 - ROOF	-	-	-	-	83.10	61.50	11.5893	.1158	-	-	11.7051	14.2286
07A01 - DOORS	-	-	-	-	210.80	187.64	29.7609	.2979	16.7397	1.6741	48.4746	52.6148
09A01 - DECK LID	-	-	-	-	35.65	29.38	4.9935	.0499	.7495	.0631	5.8560	6.8327
FRONT END SHEET METAL	-	-	-	-	300.43	188.39	43.0013	.6509	18.2106	1.6462	63.5090	75.8832
10A01 - FRONT FENDERS	-	-	-	-	123.29	93.00	17.8284	.2996	9.7961	.8835	28.8076	35.8148

MATERIALS STUDY

Vehicle - 1975 CHEVELLE

TASK NO. - IX

2

PRODUCT -

Part Description PRODUCT PLANNING GRP. I (cont.)	No. Oper Usage	ANALYSIS			WEIGHT #		DIRECT MATERIAL COST (\$)				Total Var. Mfg. Cost	
		Material Grade	Form	Cond.	Rough	Fin.	Raw	Scrap	Other	Vendor Profit		Total
11A01 - HOOD		-	-	-	106.09	71.65	14.8129	.1521	.8715	.0827	15.9192	18.2265
12A01 - STRUCTURAL SHEET METAL		-	-	-	71.05	23.74	10.3600	.1992	7.5430	.6800	18.7822	21.8419
GLASS		-	-	-	-	105.72	-	-	40.6738	4.0674	44.7412	44.7412
02F01 - WINDSHIELD		-	-	-	-	28.00	-	-	22.2396	2.2240	24.4636	24.4636
04F01 - REAR QUARTER WINDOWS		-	-	-	-	8.22	-	-	1.9105	.1911	2.1016	2.1016
06F00 - BACKLIGHT		-	-	-	-	29.50	-	-	6.1722	.6172	6.7894	6.7894
07F01 - DOOR GLASS		-	-	-	-	40.00	-	-	10.3515	1.0351	11.3866	11.3866
PAING, SEALERS AND DEADENERS		-	-	-	-	6.48	-	-	6.2182	.6218	6.8400	6.8400
26 - SOLDER AND SEALERS		-	-	-	-	-	-	-	-	-	-	-

*NO PROCESS SHEETS
 **NOT ESTIMATED IN DETAIL

MATERIALS STUDY

Vehicle - 1975 CHEVELLE
 TASK NO. - IX

Part Description BODY - IN - WHITE PPG I	No. Oper. Usage	ANALYSIS			WEIGHT #		DIRECT MATERIAL COST (\$)				Total Var. Mfg. Cost	
		Material Grade	Form	Cond.	Rough	Fin.	Raw	Scrap	Other	Vendor Profit		Total
01A01 - UNDERBODY												
Panel - Floor Pan Front	5 1	Steel C.R.D.Q	Coil	Stamping	65.48	55.50	9.8613	.0986	--	--	9.9599	10.6910
Tapping Plate -Seat Belt Mounting	2 4	Steel H.R.	Coil	Stamping & Machining	1.80	1.56	.2306	.0024	--	--	.2330	.3548
Reinforcement - Front Extension	1 2	Steel C.R.C.Q	Coil	Stamping	1.08	1.00	.1600	.0016	--	--	.1616	.1814
Reinforcement -Rear Outer	4 2	Steel C.R.C.Q	Coil	Stamping	3.78	3.20	.5282	.0052	.0700	--	.6034	.7786
Reinforcement - Frnt. Crossmember	5 1	Steel C.R.D.Q	Coil	Stamping	13.55	11.00	1.8881	.0189	.0700	--	1.9770	2.3920
Reinforcement - Rear Crossmember	2 1	Steel C.R.C.Q	Coil	Stamping	7.25	7.00	.9742	.0097	--	--	.9839	1.0877
SUBTOTAL - FRONT FLOOR ASSEMBLY	11 1	-	-	-	92.94	79.26	13.6424	.1364	.1400	--	13.9188	15.4855
Panel - Floor Pan Rear	4 1	Steel C.R.C.Q	Coil	Stamping	41.00	35.50	5.7964	.0580	--	--	5.8544	6.3287
Reinforcement -Fuel Tank Mounting	2 2	Steel Zincrol	Coil	Stamping	6.23	5.80	.8832	.0088	--	--	.8920	1.0416
Hanger - Fuel Tank Front	1 2	Steel C.R.D.Q	Coil	Stamping	.70	.60	.1172	.0012	--	--	.1184	.1416

*NO PROCESS SHEETS
 **NOT ESTIMATED IN DETAIL

MATERIALS STUDY
 Vehicle - 1975 CHEVELLE
 TASK NO. - IX

4

PRODUCT -

Part Description	No. Oper. Usage	ANALYSIS			WEIGHT #		DIRECT MATERIAL COST (\$)					Total Var. Mfg. Cost
		Material Grade	Form	Cond.	Rough	Fin.	Raw	Scrap	Other	Vendor Profit	Total	
BODY-IN-WHITE PPG I												
01A01 - UNDERBODY (CONTINUED)												
Hanger-Fuel Tank Rear	1 2	Steel C.R.C.Q	Coil	Stamping	.44	.40	.0612	.0006	--	--	.0618	.0850
Reinforcement - Floor Pan Rear	1 1	Steel Zincro	Coil	Stamping	9.05	8.75	1.3618	.0136	--	--	1.3754	1.5832
Bracket - Floor Pan Rear	2 2	Steel H.R.P&Q	Coil	Stamping	2.15	1.90	.2860	.0028	--	--	.2888	.3712
Reinforcement - Floor Pan Outer Rear	3 2	Steel Zincro	Coil	Stamping	15.04	12.10	2.4088	.0240	--	--	2.4328	2.8272
Bracket - Floor Pan Rear	1 2	Steel H.R.P&Q	Coil	Stamping	.14	.15	.0188	.0022	--	--	.0210	.0310
SUBTOTAL - REAR FLOOR ASSEMBLY	-	-	-	-	74.75	65.20	10.9334	.1112	--	--	11.0446	12.4095
Filler - Floor Pan to Quarter Panel	4 2	Steel C.R.C.Q	Coil	Stamping	3.76	--	.4982	.0050	--	--	.5032	.7168
Plug - Drain	P 1	Steel Galvanized	Coil	Stamping	.30	--	--	.0291	.0029	--	.0320	.0320
Brace - Floor Pan to Quarter Panel Filler	1 6	Steel C.R.C.Q	Sheet	Stamping	2.00	--	.0030	.0006	--	--	.0036	.0258
SUBTOTAL - FILLER, PLUG AND BRACE	-	-	-	-	6.06	3.43	.5012	.0056	.0291	.0029	.5388	.7746

*NO PROCESS SHEETS
 **NOT ESTIMATED IN DETAIL

MATERIALS STUDY
 Vehicle - 1975 CHEVELLE
 TASK NO. - IX

PRODUCT - _____ 5

Part Description	No. Oper	ANALYSIS			WEIGHT #		DIRECT MATERIAL COST (\$)					Total Var. Mfg. Cost	
		Material Grade	Form	Cond.	Rough	Fin.	Raw	Scrap	Other	Vendor Profit	Total		
BODY - IN - WHITE PPG I	Usage												
TOTAL - 01A01 - UNDER BODY	-	--	--	--	173.75	147.89	25.0770	.2532	.1691	.0029	25.5022	28.6696	
02A01 - WINDSHIELD, COWL AND DASH													
Panel - Grille Fresh Air	4	Plastic Poly-propylene	Bulk	Injection Molding	.63	.41	.1687	.0011	--	--	.1698	.7055	
Reinforcement - Shroud Vent Center Duct End	4	Steel	Coil	Stamping	3.74	--	.4816	.0048	.0550	--	.5414	1.0572	
Shroud - Cowl Top	6	H.R.D.Q	Coil	Stamping	12.18	--	1.6856	.0169	.0760	--	1.7785	2.3347	
Duct - Shroud Vent Center	8	Steel C.R.C.Q	Coil	Stamping	15.23	--	2.0956	.0209	.0300	--	2.1465	2.9221	
Reinforcement - Steering Col. Inside	5	Steel H.R.P&Q	Coil	Stamping	2.08	--	.2662	.0227	.0660	--	.3549	.7328	
Reinforcement - Shroud Vent Center Inside	4	Steel C.R.C.Q	Coil	Stamping	11.69	--	1.5468	.0155	--	--	1.5623	1.8219	
Clip - Wire	2	Steel C.R.C.Q & Plastic	Wire & Sheet	Stamping & Molded	.03	--	.0054	.0001	--	--	.0055	.0352	
Support-Instrument Panel Inside Dash Panel	1	Steel C.R.C.Q	Coil	Stamping	.44	--	.0664	.0006	--	--	.0670	.1010	
Bracket - Parking Brake	2	Steel H.R.P&Q	Coil	Stamping	.35	--	.0529	.0053	--	--	.0582	.1074	

*NO PROCESS SHEETS
 ** NOT ESTIMATED IN DETAIL

MATERIALS STUDY
 Vehicle - 1975 CHEVELLE
 TASK NO. - IX

PRODUCT - _____ 6

Part Description BODY - IN - WHITE PPG I	No. Oper. Usage	ANALYSIS			WEIGHT #		DIRECT MATERIAL COST (\$)					Total Var. Mfg. Cost
		Material Grade	Form	Cond.	Rough	Fin.	Raw	Scrap	Other	Vendor Profit	Total	
02A01 - WINDSHIELD, COWL & DASH (CONTINUED)												
Reinforcement-Hinge Pillar Inside Panel	6 2	Steel C.R.C.Q	Coil	Stamping	7.34	--	2.0472	.0204	--	--	2.0676	2.9760
Clip - Wiring	P 5	Steel C.R.P. Plastic	Wire & Sheet & Molded	Stamping	.13	--	--	.1555	.0155	--	.1710	.1710
Header - Windshield Outside Cowl to ROOF	6 2	Steel C.R.C.Q	Coil	Stamping	8.92	--	1.1228	.0112	.0360	--	1.1700	1.5696
Header - Windshield Inside Cowl to Roof	4 2	Steel C.R.C.Q	Coil	Stamping	2.83	--	.7882	.0078	--	--	.7960	1.0684
Panel - Front Body Hinge Pillar Lower Outside	5 2	Steel C.R.C.Q	Coil	Stamping	20.50	--	2.8566	.0286	--	--	2.8852	3.9302
Brace - Hinge Pillar to Sill	2 2	Steel C.R.C.Q	Coil	Stamping	1.45	--	.2034	.0020	--	--	.2054	.3686
Panel - Dash Front	5 1	Steel C.R.C.Q	Coil	Stamping	14.70	--	2.0337	.0203	--	--	2.0540	2.5545
Reinforcement -Dash Front Fender	P 2	Steel	Coil	Stamping	.91	--	--	.3956	.0396	--	.4352	.4352
Bracket - Dash Panel Lower Outside	P 1	Steel C.R.C.Q	Coil	Stamping	.02	--	--	.0156	.0016	--	.0172	.0172
Reinforcement-Dash Panel Lower Left	P 1	Steel C.R.C.Q	Coil	Stamping	1.08	--	--	.1676	.0168	--	.1844	.1844
Reinforcement-Dash Panel Lower Right	P 1	Steel C.R.C.Q	Coil	Stamping	1.26	--	--	.1918	.0192	--	.2110	.2110

* NO PROCESS SHEETS
 **NOT ESTIMATED IN DETAIL

MATERIALS STUDY

Vehicle - 1975 CHEVELLE
 TASK NO. - IX

PRODUCT -

Part Description	No. Oper Usage	ANALYSIS		WEIGHT #		DIRECT MATERIAL COST (\$)				Total Var. Cost		
		Material Grade	Form	Cond.	Rough	Fin.	Raw	Scrap	Other		Vendor Profit	Total
BODY - IN - WHITE PPG I												
02A01 - WINDSHIELD, COWL AND DASH (CONTINUED)												
Reinforcement-Steering P Column Dash Panel Outside	P 1	Steel H.R.C.Q	Coil	Stamping	2.48	--	--	.4371	.4371	.0437	.4808	.4808
Reinforcement - Tap- ping Plate & Hinge Pillar	P 2	Steel H.R.C.Q	Coil	Stamping	13.01	--	--	1.9458	1.9458	.1946	2.1404	2.1404
Plate - Hinge Pillar Tapping	P 4	Steel H.R.C.Q	Coil	Stamping	3.05	--	--	.5556	.5556	.0556	.6112	.6112
Retainer-Hinge Pillar Tapping Plate Lower	P 2	Steel	Coil	Stamping	.68	--	--	.0787	.0787	.0079	.0866	.0866
Retainer - Hinge Pil- lar Tapping Plate Upper	P 2	Steel C.R.C.Q	Coil	Stamping	.32	--	--	.0805	.0805	.0081	.0886	.0886
Reinforcement-Hinge Pillar Tapping Plate	P 2	Steel C.R.C.Q	Coil	Stamping	2.34	--	--	.3418	.3418	.0342	.3760	.3760
Reinforcement-Center Duct Panel	P 2	Steel C.R.C.Q	Coil	Stamping	1.81	--	--	.3715	.3715	.0371	.4086	.4086
TOTAL - 02A01 WINDSHIELD COWL AND DASH	--	--	--	--	129.20	96.91	15.4211	.1782	5.0001	.4739	21.0733	27.4961
UPG 04A01 - SIDE PANEL												
Panel-Quarter Outside	7 2	Steel C.R.D.Q	Coil	Stamping	99.76	49.00	14.1016	.1412	--	--	14.2428	16.7250

* NO PROCESS SHEETS
 **NOT ESTIMATED IN DETAIL

MATERIALS STUDY

Vehicle - 1975 CHEVELLE
 TASK NO. - IX

PRODUCT - _____ 8

Part Description	No. Oper.	Usage	ANALYSIS		WEIGHT #		DIRECT MATERIAL COST (\$)				Total Var. Mfg. Cost		
			Material Grade	Form	Cond.	Rough	Fin.	Raw	Scrap	Other		Vendor Profit	Total
- 04A01 - SIDE PANEL (CONTINUED)													
Panel - Quarter Inside	6	2	Steel C.R.C.Q	Coil	Stamping	34.29	--	--	4.8124	.4812	--	5.2936	6.2760
Panel - Wheelhouse Outer	6	2	Steel C.R.C.Q	Coil	Stamping	25.22	--	--	3.3386	.3338	--	3.6724	4.6080
Reinforcement-Inside Quarter Panel to Lock Pillar Outer	4	2	Steel C.R.C.Q	Coil	Stamping	2.79	--	--	.4000	.0040	--	.4040	.6178
Reinforcement-Inside Panel to Lock Pillar Inner	4	2	Steel C.R.C.Q	Coil	Stamping	9.07	--	--	1.2236	.0122	--	1.2358	1.5632
Wheelhouse to Rear Shelf Extension	3	2	Steel C.R.C.Q	Coil	Stamping	1.46	--	--	.2076	.0020	--	.2096	.3352
Extension-Inside Quarter Panel to Rear Shelf	5	2	Steel C.R.C.Q	Coil	Stamping	3.91	--	--	.5404	.0054	--	.5458	.9794
Bracket-Inside Quarter Panel to Rear Seat Back	1	4	Steel H.R.C.Q	Coil	Stamping	.30	--	--	.0416	.0004	--	.0420	.0696
Filler-Inside Quarter Panel to Rear Shelf	3	2	Steel C.R.C.Q	Coil	Stamping	1.87	--	--	.2588	.0026	--	.2614	.4402
Support-Inside Wheelhouse to Deck Lid Hinge Arm	1	2	Steel C.R.C.Q	Coil	Stamping	1.48	--	--	.2108	.0022	--	.2130	.2376
Header-Rear Window to Roof	5	2	Steel C.R.C.Q	Coil	Stamping	3.73	--	--	.5236	.0052	--	.5288	1.0508

* NO PROCESS SHEETS
 ** NOT ESTIMATED IN DETAIL

MATERIALS STUDY

Vehicle - 1975 CHEVELLE
 TASK NO. - IX

PRODUCT - _____ 9

Part Description	No. Oper. Usage	ANALYSIS		WEIGHT #		DIRECT MATERIAL COST (\$)				Total Var. Mfg. Cost		
		Material Grade	Form	Cond.	Rough	Fin.	Raw	Scrap	Other		Vendor Profit	Total
BODY - IN - WHITE PPG I												
UPG 04A01 - SIDE PANEL (CONTINUED)												
Retainer-Rear Quarter Window to Roof	6 2	Steel C.R.C.Q	Coil	Stamping	6.78	--	.8970	.0090	--	--	.9060	1.8820
Support-Door Lock Pillar to Roof	3 2	Steel C.R.C.Q	Coil	Stamping	1.45	--	.2076	.0021	--	--	.2097	.3468
Pillar - Door Lock	6 2	Steel C.R.C.Q	Coil	Stamping	15.29	--	2.2232	.2224	--	--	2.4456	3.2570
Retainer - Door Lock Striker Tapping Plate	1 2	Steel C.R.C.Q	Coil	Stamping	.96	--	.1372	.0138	--	--	.1510	.1778
SUBTOTAL - QUARTER INNER SHEET METAL	-	--	--	--	208.36	67.0	29.1240	1.2375	--	--	30.3615	38.6164
Plate-Door Lock Pillar Tapping	1 2	Steel H.R.C.Q	Coil	Stamping	.68	.32	.0902	.0090	--	--	.0992	.1370
*Bolt - Lock Striker	P 2	Steel	Bar	Cold Heading	--	.34	--	--	.0909	.0091	.1000	.1000
*Washer - Door Lock Striker	P 4	Steel	Coil	Stamping	--	.32	--	--	.0727	.0073	.0800	.0800
*Spacer - Door Lock Striker	P 2	Thermo Plastic Rubber	Coil	Stamping	--	.02	--	--	.0181	.0019	.0200	.0200

* NO PROCESS SHEETS
 **NOT ESTIMATED IN DETAIL

MATERIALS STUDY
 Vehicle - 1975 CHEVELLE
 TASK NO. - IX

PRODUCT - 10

Part Description	No. Oper.	ANALYSIS		WEIGHT #		DIRECT MATERIAL COST (\$)					Total Var. Mfg. Cost	
		Material Grade	Form	Cond.	Rough	Fin.	Raw	Scrap	Other	Vendor Profit		Total
*Grill-Flow Thru Vent	P 2	Plastic Polypropylene	Bulk	Injection Molding	--	--	--	--	.1085	.0109	.1194	.1194
*Diaphragm-Flow Thru Vent	P 2	Rubber	Sheet	Hot Stamping	--	--	--	--	.1311	.0131	.1442	.1442
*Retainer-Flow Thru Vent Diaphragm	P 2	Plastic Polypropylene	Bulk	Injection Molding	--	--	--	--	.0676	.0068	.0744	.0744
SUBTOTAL - FLOW THRU VENT	-	--	--	--	--	.13	--	--	.3072	.0308	.3380	.3380
*Cap-Quarter Panel End	P 2	Die Cast Zinc	Pig	Die Casting	--	3.18	--	--	2.5224	.2522	2.7746	2.7746
Panel - Sill Outer	6 2	Steel Galv. D.Q.	Coil	Stamping	29.18	26.50	10.0378	.1004	.0800	--	10.2182	10.9400
Extension - Sill Front	6 2	Steel C.R.D.Q.	Coil	Stamping	4.99	--	1.3906	.0140	--	--	1.4046	1.8350
Retainer-Sill Outer Panel Tapping Plate	1 6	Steel C.R.C.Q.	Coil	Stamping	.67	--	.0954	.0095	--	--	.1049	.2070
Retainer-Sill Outer Panel Tapping Plate Body Bolt	1 2	Steel C.R.C.Q.	Coil	Stamping	.50	--	.0740	.0074	--	--	.0814	.1192
Plate - Sill Outer Panel Tapping	2 8	Steel H.R.D.Q.	Coil	Stamping	2.15	--	.2944	.0029	--	--	.2973	.6072
Clip-Wiring	P 2	Steel C.R.C.Q.	Coil	Stamping	--	--	--	--	.0420	.0040	.0460	.0460

* NO PROCESS SHEETS
 **NOT ESTIMATED IN DETAIL

MATERIALS STUDY
 Vehicle - 1975 CHEVELLE
 TASK NO. - IX

PRODUCT - _____ 11

Part Description	No. Oper. Usage	ANALYSIS			WEIGHT #		DIRECT MATERIAL COST (\$)					Total Var. Mfg. Cost	
		Material Grade	Form	Cond.	Rough	Fin.	Raw	Scrap	Other	Vendor Profit	Total		
UPG 04A01 - SIDE PANEL (CONTINUED)													
SUBTOTAL - SILL PANEL ASSEMBLY	-	--	--	--	--	53.00	11.8922	.1342	.1220	.0040		12.1524	13.7544
TOTAL - 04A01 SIDE PANELS	-	--	--	--	246.53	124.63	41.1064	1.3807	3.1333	.3053		45.9257	55.8204
05A01 - DECK OPENING, SHELF STONE DEFLECTOR													
Panel-Rear Bumper Filler	P 2	Thermo Plastic Rubber	Sheet	Hot Stamping	--	2.62	--	--	3.5084	.3508		3.8592	3.8592
Assembly - Fuel Filler Door	P 1	Steel C.R.	Sheet	Stamping	--	1.25	--	--	.5834	.0584		.6418	.6418
Retainer-Rear Bumper Filler Panel	P 2	Steel C.R.	Coil	Stamping	--	.88	--	--	.6173	.0617		.6790	.6790
Retainer-Rear Bumper Corner Filler	P 2	Steel C.R.	Coil	Stamping	--	.19	--	--	.2513	.0251		.2764	.2764
Panel-Lower Deck Finish	P 1	ABS	Bulk	Mold	--	5.50	--	--	4.1658	.4166		4.5824	4.5824
Panel - Rear Shelf	7 1	Steel C.R.	Coil	Stamping	19.01	--	2.5162	.0252	.1500	--		2.6914	3.0219
Panel - Backlight Lower	4 1	Steel C.R.	Coil	Stamping	2.67	--	.4260	.0043	--	--		.4303	.5845

* NO PROCESS SHEETS

**NOT ESTIMATED IN DETAIL

MATERIALS STUDY

Vehicle - 1975 CHEVELLE

TASK NO. - IX

12

PRODUCT -

Part Description BODY - IN - WHITE PPG I	No. Oper. Usage	ANALYSIS			WEIGHT #		DIRECT MATERIAL COST (\$)					Total Var. Mfg. Cost	
		Material Grade	Form	Cond.	Rough	Fin.	Raw	Scrap	Other	Vendor Profit	Total		
Panel - Upper Deck Outer	4 1	Steel C.R.	Coil	Stamping	6.36	--	1.0207	.0102	.0024	--	--	1.0333	1.2181
Strap - Deck Lid Hinge	4 2	Steel D.Q.H.R.	Coil	Stamping	3.07	--	.4200	.0042	--	--	--	.4242	.7296
Box - Rear Deck Lid Hinge Assembly	1 2	Steel H.R.	Coil	Stamping	3.51	--	.4784	.0048	--	--	--	.4832	.5176
Stop - Deck Lid Hinge Pivot	1 2	Steel H.R.	Coil	Stamping	.12	--	.0156	.0002	--	--	--	.0158	.0278
Bracket - Deck Lid Hinge	1 2	Steel H.R.	Coil	Stamping	1.59	--	.2096	.0020	--	--	--	.2116	.2332
Pin-Deck Lid Hinge Pivot	1 2	Steel H.R.	Coil	Stamping	.77	--	.1000	.0010	--	--	--	.1010	.1242
Bracket - Deck Lid Torsion Bar	1 2	Steel H.R.	Coil	Stamping	.64	--	.0830	.0008	--	--	--	.0838	.0946
Bar - Deck Lid Hinge Torsion	P 2	Steel H.R.	Coil	Stamping	(.85)	--	--	--	.3199	.0320	--	.3519	.3519
TOTAL-05A01 - DECK OPEN- ING, SHELF STONE DEFLECTOR	- DB	--	--	--	37.74	41.94	5.2695	.0527	9.5985	.9446	15.8653	16.9422	

* NO PROCESS SHEETS

**NOT ESTIMATED IN DETAIL

MATERIALS STUDY

Vehicle - 1975 CHEVELLE

PRODUCT -

TASK NO. - IX

13

Part Description BODY - IN - WHITE PPG I	No. Oper. Usage	ANALYSIS			WEIGHT #		DIRECT MATERIAL COST (\$)				Total Var. Mfg. Cost	
		Material Grade	Form	Cond.	Rough	Fin.	Raw	Scrap	Other	Vendor Profit		Total
06A01 - ROOF												
Panel - Roof Outer	5 1	Steel H.R.	Coil	Stamping	34.55	--	4.8499	.0484	--	--	4.8983	5.7790
Panel - Roof Inner	5 1	Steel C.R.C.Q	Coil	Stamping	34.57	--	4.8524	.0485	--	--	4.9009	5.8944
Reinforcement-Shoulder Belt Mounting	5 2	Steel C.R.C.Q	Coil	Stamping	5.72	--	.7978	.0080	--	--	.8058	1.1930
Reinforcement - Front Corner Inner	4 2	Steel H.R.C.Q	Coil	Stamping	8.26	--	1.0892	.0109	--	--	1.1001	1.3622
TOTAL - 06A01 - ROOF	-	--	--	--	83.10	61.50	11.5893	.1158	--	--	11.7051	14.2286
07A01 - FRONT DOOR												
Panel - Front Door Inner	6 2	Steel C.R.D.Q	Coil	Stamping	45.86	33.00	6.6668	.0667	--	--	6.7335	7.9078
Panel - Front Door Outer	4 2	Steel C.R.D.Q	Coil	Stamping	43.58	39.00	6.5078	.0651	--	--	6.5729	7.3552
Reinforcement-Outside Mirror Mounting	1 2	Steel Galvan- ized	Coil	Stamping	2.63	1.20	.2342	.0023	--	--	.2365	.2538
Reinforcement - Belt Inner	5 2	Steel C.R.D.Q	Coil	Stamping	7.49	3.50	.9554	.0095	--	--	.9649	1.3958

* NO PROCESS SHEETS

**NOT ESTIMATED IN DETAIL

MATERIALS STUDY

Vehicle -

1975 CHEVELLE

TASK NO. - IX

PRODUCT -

14

Part Description BODY - IN - WHITE PPG I	No. Oper. Usage	ANALYSIS		WEIGHT #		DIRECT MATERIAL COST (\$)					Total Var. Mfg. Cost	
		Material Grade	Form	Cond.	Rough	Fin.	Raw	Scrap	Other	Vendor Profit		Total
07A01 - FRONT DOOR (CONTINUED)												
Reinforcement - Top Inner	2	Steel H.R.D.Q	Coil	Stamping	12.44	9.00	1.5718	.0157	--	--	1.5875	1.7278
Reinforcement - Hinge Plate Inner	4	Steel H.R.D.Q	Coil	Stamping	23.43	12.00	3.0078	.0301	--	--	3.0379	3.3990
Retainer - Tapping Plate	1	Steel C.R.C.Q	Coil	Stamping	.41	.36	.1152	.0012	--	--	.1164	.1460
Reinforcement-Upper Tapping Plate & Retainer	1	Steel H.R.C.Q	Coil	Stamping	3.81	2.26	.4874	.0049	--	--	.4923	.5176
Rail - Door Inner Side	1	Steel H.R.C.Q	Coil	Stamping	10.14	10.00	1.4398	.0144	--	--	1.4542	1.5090
Rail - Door Outer Side	2	Steel H.R.C.Q	Coil	Stamping	18.19	18.00	2.6992	.0270	--	--	2.7262	2.8928
End - Impact Side Rail Front	1	Steel H.R.C.Q	Coil	Stamping	5.58	3.76	.8276	.0083	--	--	.8359	.8680
End-Impact Side Rail Rear	1	Steel H.R.C.Q	Coil	Stamping	2.50	1.94	.3714	.0037	--	--	.3751	.3940
Reinforcement-Tapping Plate & Retainer Lower	2	Steel H.R.C.Q	Coil	Stamping	3.26	1.88	.4204	.0042	--	--	.4246	.5044
Cover-Impact Side Rail Front Door	1	Steel H.R.C.Q	Coil	Stamping	8.21	8.00	1.0868	.0109	--	--	1.0977	1.1386
Plate-Front Door Inner Tapping	1	Steel H.R.C.Q	Coil	Stamping	1.91	1.12	.2468	.0025	--	--	.2493	.2732

* NO PROCESS SHEETS
 **NOT ESTIMATED IN DETAIL

MATERIALS STUDY

Vehicle - 1975 CHEVELLE

TASK NO. - IX

PRODUCT -

15

Part Description BODY - IN - WHITE PPG I	No. Oper. Usage	ANALYSIS			WEIGHT #		DIRECT MATERIAL COST (\$)				Total Var. Mfg. Cost	
		Material Grade	Form	Cond.	Rough	Fin.	Raw	Scrap	Other	Vendor Profit		Total
07A01 - FRONT DOOR (CONTINUED)												
Arm - Front Door Hinge Lower Front	1 2	Steel H.R.C.Q	Coil	Stamping	6.07	--	.7978	.0080	--	--	.8058	.8600
Arm - Front Door Hinge Lower Rear	1 2	Steel H.R.C.Q	Coil	Stamping	3.47	--	.4528	.0045	--	--	.4573	.5124
Pin - Front Door Hinge Lower	2 2	Steel H.R.C.Q	Coil	Stamping	.05	--	.0532	.0005	--	--	.0537	.1032
Pin - Front Door Hinge Lower	2 2	Steel H.R.C.Q	Coil	Stamping	.04	--	.0370	.0004	--	--	.0374	.0868
SUBTOTAL - DOOR-IN- WHITE and FRONT DOOR HINGE LOWER	- -	--	--	--	199.07	150.40	27.9792	.2799	--	--	28.2591	31.8454
Arm - Front Door Upper Hinge Front	1 2	Steel H.R.C.Q	Coil	Stamping	5.69	--	.7362	.0074	--	--	.7436	.7980
Arm - Front Door Upper Hinge Rear	1 2	Steel H.R.C.Q	Coil	Stamping	.35	--	.0912	.0009	--	--	.0921	.1190
Bracket - Front Door Upper Hinge	1 2	Steel H.R.C.Q	Coil	Stamping	5.69	--	.7362	.0074	--	--	.7436	.7846
Pin-Front Door Upper Hinge	1 2	Steel C.R.C.Q	Rod	Cold Heading	--	--	.0467	.0005	--	--	.0472	.1400
Pin-Front Door Upper Hinge	1 2	Steel C.R.C.Q	Rod	Cold Heading	--	--	.0267	.0003	--	--	.0270	.0800

*NO PROCESS SHEETS
 **NOT ESTIMATED IN DETAIL

MATERIALS STUDY
 Vehicle - 1975 CHEVELLE
 TASK NO. - IX

PRODUCT - 16

Part Description BODY - IN - WHITE PPG I	No. Oper. Usage	ANALYSIS		WEIGHT #		DIRECT MATERIAL COST (\$)				Total Var. Mfg. Cost		
		Material Grade	Form	Cond.	Rough	Fin.	Raw	Scrap	Other		Vendor Profit	Total
07A01 - FRONT DOOR (CONTINUED)												
Rivet - Front Door Upper Hinge	1 2	Steel C.R.C.Q	Rod	Cold Heading	--	--	.0100	.0001	--	--	.0101	.0300
Roller - Front Door Upper Hinge	1 2	Steel C.R.C.Q	Rod	Cold Heading	--	--	.0120	.0001	--	--	.0121	.0360
Bushing - Front Door Upper Hinge	1 2	Steel C.R.C.Q	Rod	Cold Heading	--	--	.0160	.0002	--	--	.0162	.0480
Bushing - Front Door Upper Hinge	1 2	Nylon	Coil	Stamping	--	--	.0067	.0001	--	--	.0068	.0200
Spring - Front Door Upper Hinge	1 2	Steel Wire	Coil	Stamping	--	--	.1000	.0010	--	--	.1010	.3000
Assembly - Front Door Inner Panel Compartment	P 2	Steel C.R.C.Q	Coil	Stamping	--	--	--	--	.1880	.0188	.2068	.2068
Channel - Front Door Window Regulator Arm	P 2	Steel C.R.C.Q	Coil	Stamping	--	--	--	--	.3213	.0321	.3534	.3534
Bracket - Front Door Window Regulator Arm	P 2	Steel C.R.C.Q	Coil	Stamping	--	--	--	--	.1075	.0107	.1182	.1182
Link - Front Door Window Regulator Roller	P 2	Steel H.R.C.Q	Coil	Stamping	--	--	--	--	.0965	.0097	.1062	.1062
Link - Front Door Window Regulator Rol- ler	P 2	Steel H.R.C.Q	Coil	Stamping	(.48)	--	--	--	.0782	.0078	.0860	.0860
Arm - Front Door Window Regulator Rol- ler	P 2	Steel H.R.C.Q	Coil	Stamping	(3.86)	--	--	--	.4973	.0497	.5470	.5470

* NO PROCESS SHEETS

**NOT ESTIMATED IN DETAIL

MATERIALS STUDY

Vehicle - 1975 CHEVELLE

TASK NO. - IX

PRODUCT -

17

Part Description	No. Oper. / Usage	ANALYSIS			WEIGHT #		DIRECT MATERIAL COST (\$)				Total Var. Mfg. Cost	
		Material Grade	Form	Cond.	Rough	Fin.	Raw	Scrap	Other	Vendor Profit		Total
07A01 - FRONT DOOR (CONTINUED)												
Gear - Front Door Window Regulator	P 2	Steel H.R.C.Q	Coil	Stamping	(4.79)	--	--	.6711	.0671	.7382	.7382	
Housing - Front Door Window Regulator	P 2	Steel C.R.C.Q	Coil	Stamping	(2.55)	--	--	.7240	.0724	.7964	.7964	
Pin - Front Door Regulator	P 2	Steel C.R.	Rod	Cold Heading	--	--	--	.2182	.0218	.2400	.2400	
Pin - Front Door Window Regulator	P 4	Steel C.R.C.Q	Rod	Cold Heading	--	--	--	.0909	.0091	.1000	.1000	
Spring - Front Door Window Regulator	P 2	Steel C.R.C.Q	Wire	Spring Winding	--	--	--	.5091	.0509	.5600	.5600	
Roller - Front Door Window Regulator	P 6	Plastic	Rod	Machining	--	--	--	.1636	.0164	.1800	.1800	
Rivet - Front Door Window Regulator	P 6	Steel C.R.C.Q	Wire	Cold Heading	--	--	--	.0545	.0055	.0600	.0600	
SUBTOTAL - FRONT DOOR HINGE UPPER, WINDOW REGULATOR and ASSEMBLY	-	-	-	-	11.73	11.60	1.7817	.0180	3.7202	.3720	5.8919	6.4478
Channel - Front Door Window Guide Cam	P 2	Steel Cast Plate	Coil	Stamping	(1.35)	(.50)	--	.3487	.0349	.3836	.3836	
Bracket - Front Window Regulator	P 2	Steel C.R.C.Q	Coil	Stamping	(.35)	--	--	.3035	.0303	.3338	.3338	

* NO PROCESS SHEETS
 **NOT ESTIMATED IN DETAIL

MATERIALS STUDY
 Vehicle - 1975 CHEVELLE
 TASK NO. - IX

PRODUCT - _____ 18

Part Description	No. Oper. Usage	ANALYSIS			WEIGHT #		DIRECT MATERIAL COST (\$)				Total Var. Mfg. Cost	
		Material Grade	Form	Cond.	Rough	Fin.	Raw	Scrap	Other	Vendor Profit		Total
07A01 - FRONT DOOR (CONTINUED)												
Bracket - Front Door Window Guide	P 2	Steel C.R.C.Q	Coil	Stamping	(2.45)	--	--	.1224	.0122	.1346	.1346	
Guide - Front Door Glass Stabilizer	P 2	Steel H.R.C.Q	Coil	Stamping	(.67)	(.50)	--	.1947	.0195	.2142	.2142	
*Support - Front Door Guide	P 2	Steel C.R.C.Q	Coil	Stamping	--	(.68)	--	.2358	.0236	.2594	.2594	
*Stop - Front Door Glass Upper Rear	P 2	Steel C.R.C.Q	Coil	Stamping	--	(.19)	--	.1360	.0136	.1496	.1496	
*Stop - Front Door Glass Front	P 2	Steel C.R.C.Q	Coil	Stamping	--	(.25)	--	.1236	.0124	.1360	.1360	
*Assembly - Front Door Trim Support Retainer	P 2	Steel and Fabric	Coil Roll	Stamping	--	(.44)	--	.3347	.0335	.3682	.3682	
*Assembly - Front Door Trim Support Retainer	P 2	Steel and Fabric	Coil Roll	Stamping	--	(.50)	--	.3335	.0333	.3668	.3668	
*Assembly - Front Door Glass Stabilizer Plate	P 2	Steel and Fabric	Coil Roll	Stamping	--	(.31)	--	.3785	.0379	.4164	.4164	
*Assembly - Front Door Glass Bumper Support	P 2	Steel and Fabric	Coil Roll	Stamping	--	(.81)	--	.3040	.0304	.3344	.3344	
*Rod - Front Door In- side Locking	P 2	Steel Rod	Rod	Machining	--	(.48)	--	.6285	.0629	.6914	.6914	
*Rod - Front Door Lock Remote Control	P 2	Steel Rod	Rod	Machining	--	(.33)	--	.3065	.0307	.3372	.3372	

*NO PROCESS SHEETS
 **NOT ESTIMATED IN DETAIL

MATERIALS STUDY

Vehicle - 1975 CHEVELLE
 TASK NO. - IX

19

PRODUCT -

Part Description BODY - IN - WHITE PPG I	No. Oper. Usage	ANALYSIS			WEIGHT #		DIRECT MATERIAL COST (\$)					Total Var. Mfg. Cost	
		Material Grade	Form	Cond.	Rough	Fin.	Raw	Scrap	Other	Vendor Profit	Total		
07A01 - FRONT DOOR (CONTINUED)													
*Handle-Front Door Window Regulator	P 2	Die Cast Zinc & Plastic	Die Cast	Die Casting	--	(.50)	--	--	.5818	.0582	.6400	.6400	
**Cylinder - Front Door	P 2	Steel	Coil	Stamping	--	(.25)	--	--	.6182	.0618	.6800	.6800	
**Assembly-Front Door Remote Handle	P 2	Die Cast Zinc & Plastic	DieCast Pig	Die Casting	--	(1.44)	--	--	1.3091	.1309	1.4400	1.4400	
**Assembly-Front Door Outside Handle	P 2	Die Cast Zinc & Plastic	DieCast Pig	Die Casting	--	(1.12)	--	--	1.7091	.1709	1.8800	1.8800	
**Assembly-Front Door Latch Mechanism	P 2	Steel	Coil	Stamping	--	(3.76)	--	--	3.7273	.3727	4.1000	4.1000	
**Knob-Front Door Lock Push Button	P 2	Plastic	Bulk	Injection Molding	--	(.01)	--	--	.0909	.0091	.1000	.1000	
**Seal-Front Door Remote Handle	P 2	Rubber	Sheet	Stamping	--	(.06)	--	--	.0909	.0091	.1000	.1000	
Guide - Front Door Glass Stabilizer	P 2	Plastic	Bulk	Injection Molding	--	(.19)	--	--	.3636	.0364	.4000	.4000	
Fasteeners	P -	Steel	Coil & Bar	Stamping & Machining	--	(2.14)	--	--	.7782	.0778	.8560	.8560	
SUBTOTAL-FRONT DOOR, WINDOW GLASS STABILIZER & INSIDE LOCK	-	--	--	--	--	--	--	--	13.0195	1.3021	14.3216	14.3216	
TOTAL - 07A01 - FRONT DOOR	-	--	--	--	210.80	187.64	29.7609	.2979	16.7397	1.6741	48.4746	52.6148	

* NO PROCESS SHEETS
 **NOT ESTIMATED IN DETAIL

MATERIALS STUDY

Vehicle - 1975 CHEVELLE

TASK NO. - IX

PRODUCT -

20

Part Description BODY - IN - WHITE PPG I	No. Oper Usage	ANALYSIS			WEIGHT #		DIRECT MATERIAL COST (\$)					Total Var. Mfg. Cost	
		Material Grade	Form	Cond.	Rough	Fin.	Raw	Scrap	Other	Vendor Profit	Total		
09A01 - DECK LID													
Panel - Deck Lid Inner	6 1	Steel C.R.C.Q	Coil	Stamping	16.10	13.50	2.1949	.0219	--	--		2.2168	2.6589
Panel - Deck Lid Outer	5 1	Steel C.R.C.Q	Coil	Stamping	16.97	13.50	2.3985	.0240	--	--		2.4225	2.7975
Reinforcement-Deck Lid Hinge	1 2	Steel C.R.C.Q	Coil	Stamping	1.47	1.25	.2214	.0022	.0500	--		.2736	.3538
Reinforcement-Deck Lid Center	1 1	Steel C.R.C.Q	Coil	Stamping	.47	.31	.0725	.0007	--	--		.0732	.0843
Housing - Deck Lid Latch	2 1	Steel	Coil	Stamping	.38	.38	.0671	.0007	.0600	--		.1278	.1674
Pawl-Deck Lid Latch	1 1	Steel C.R.C.Q	Coil	Stamping	.15	--	.0221	.0002	.0096	--		.0319	.0410
Pawl-Deck Up Latch Release	1 1	Steel C.R.C.Q	Coil	Stamping	.11	--	.0170	.0002	--	--		.0172	.0368
Release-Deck Lid Latch Key	P 1	Steel C.R.C.Q	Coil	Stamping	--	--	--	--	.0636	.0064		.0700	.0700
Washer - Deck Lid Latch	P 1	Steel C.R.C.Q	Coil	Stamping	--	--	--	--	.0091	.0009		.0100	.0100
Spring - Deck Lid Latch	P 1	Steel C.R.C.Q	Wire	Spring Winding	--	--	--	--	.0227	.0023		.0250	.0250
Pin - Deck Lid Latch	P 2	Steel C.R.C.Q	Rod	Cold Heading	--	--	--	--	.0545	.0055		.0600	.0600

* NO PROCESS SHEETS
 **NOT ESTIMATED IN DETAIL

MATERIALS STUDY

Vehicle - 1975 CHEVELLE
 TASK NO. - IX

21

PRODUCT -

Part Description	No. Oper Usage	ANALYSIS		WEIGHT #		DIRECT MATERIAL COST (\$)					Total Var. Mfg. Cost	
		Material Grade	Form	Cond.	Rough	Fin.	Raw	Scrap	Other	Vendor Profit		Total
09A01 - DECK LID (CONTINUED)												
**Cylinder - Deck Lid Lock	P 1	Steel C.R.C.Q	Coil	Stamping	--	.15	--	--	.3182	.0318	.3500	.3500
**Gasket - Deck Lid Lock Cylinder	P 1	Rubber	Sheet	Stamping	--	.01	--	--	.0091	.0009	.0100	.0100
Retainer - Deck Lid Lock Cylinder	P 1	Steel C.R.C.Q	Coil	Stamping	--	.03	--	--	.0591	.0059	.0650	.0650
Bumper - Deck Lid	P 2	Rubber	Coil	Stamping	--	.03	--	--	.0136	.0014	.0150	.0150
Fasteners	P -	Steel	Coil Bar Wire	Stamping Machined ColdHeading	--	.22	--	--	.0800	.0080	.0880	.0880
TOTAL - 09A01-DECK LID	- -	- -	--	--	35.65	29.38	4.9935	.0499	.7495	.0631	5.8560	6.8327
10A01 - FRONT FENDER												
Housing - Headlamp	P 2	Die Cast Zinc	Die Cast FIG.	Die Casting	--	16.00	--	--	8.4717	.8471	9.3188	9.3188
Panel - Front Fender	12 2	Steel C.R.C.Q	Coil	Stamping	41.28	--	6.0012	.1200	--	--	6.1212	8.9658
Filler - Front Fender at Door Line	4 2	Steel C.R.C.Q	Coil	Stamping	13.52	--	1.8846	.0188	--	--	1.9034	2.3488

* NO PROCESS SHEETS
 **NOT ESTIMATED IN DETAIL

MATERIALS STUDY
 Vehicle - 1975 CHEVELLE
 TASK NO. - IX

22

PRODUCT -

Part Description BODY - IN - WHITE PPG I	No. Oper. Usage	ANALYSIS			WEIGHT #		DIRECT MATERIAL COST (\$)					Total Var. Mfg. Cost
		Material Grade	Form	Cond.	Rough	Fin.	Raw	Scrap	Other	Vendor Profit	Total	
10A01 - FRONT FENDER (CONTINUED)												
Bracket - Fender to Cowl	2	Steel C.R.C.Q	Coil	Stamping	2.21	--	.2852	.0029	--	--	.2881	.4186
Bracket - Pillar Reinforcement Lower	3	Steel C.R.C.Q	Coil	Stamping	2.64	--	.3404	.0034	--	--	.3438	.5800
Reinforcement -Front Fender Flange	6	Steel C.R.C.Q	Coil	Stamping	15.61	--	2.0658	.0207	--	--	2.0865	2.8294
Reinforcement-Front Fender Flange-to-Cowl	5	Steel C.R.C.Q	Coil	Stamping	1.34	--	.1856	.0019	--	--	.1875	.4958
Reinforcement-Flange Reinforcement-to-Radiator Support	1	Steel C.R.C.Q	Coil	Stamping	.55	--	.0774	.0008	--	--	.0782	.0970
Reinforcement-Splash Shield-to-Radiator SUPPORT	4	Steel C.R.C.Q	Coil	Stamping	.89	--	.2462	.0025	--	--	.2487	.4566
Reinforcement-Front Fender-to-Front Structure	6	Steel C.R.C.Q	Coil	Stamping	4.25	--	.6184	.0061	.0680	--	.6925	.9892
Panel - Wheelhouse	7	Steel C.R.C.Q	Coil	Stamping	41.00	21.00	6.1236	.1225	.8928	--	7.1389	8.9148
Fasteners	P	Steel C.R.C.Q	Coil Bar Wire	Stamping Machining Cold Heading	--	1.00	--	--	.3636	.0364	.4000	.4000
TOTAL-10A01-FRONT FENDER	-	--	--	--	123.29	93.00	17.8284	.2996	9.7961	.8835	28.8076	35.8148

* NO PROCESS SHEETS
 **NOT ESTIMATED IN DETAIL

MATERIALS STUDY Vehicle - 1975 CHEVELLE
 TASK NO. - IX

PRODUCT -

23

Part Description FRONT END SHEET METAL PPG I	No. Oper. Usage	ANALYSIS		WEIGHT #		DIRECT MATERIAL COST (\$)					Total Var. Mfg. Cost	
		Material Grade	Form	Cond.	Rough	Fin.	Raw	Scrap	Other	Vendor Profit		Total
11A01 - HOOD												
Panel - Hood Outer	6 1	Steel C.R.C.Q	Coil	Stamping	44.21	39.50	6.4259	.0643	--	--	6.4902	7.4334
Panel - Hood Inner	6 1	Steel C.R.C.Q	Coil	Stamping	41.29	27.50	5.6304	.0560	--	--	5.6864	6.4952
Reinforcement-Hood Panel Inner Lock	2 1	Steel C.R.C.Q	Coil	Stamping	3.32	2.38	.4600	.0046	.0450	--	.5096	.5842
Reinforcement-Hood Outer Panel Flange	1 2	Steel C.R.C.Q	Coil	Stamping	.67	.40	.0922	.0009	--	--	.0931	.1320
Spacer - Hood Inner Panel	1 2	Steel C.R.C.Q	Coil	Stamping	.12	.11	.0152	.0002	--	--	.0154	.0270
Tapping Plate-Hood Inner Panel	1 6	Steel H.R.C.Q	Coil	Stamping	.58	.53	.0804	.0008	--	--	.0812	.1824
Bracket - Hood Hinge Base	1 2	Steel H.R.C.Q	Coil	Stamping	2.86	--	.3660	.0037	--	--	.3697	.3876
Link-Hood Hinge Rear Bottom	1 2	Steel H.R.C.Q	Coil	Stamping	.27	--	.0352	.0004	--	--	.0356	.0476
Link-Hood Hinge Rear	2 2	Steel H.R.C.Q	Coil	Stamping	3.00	--	.3858	.0039	--	--	.3897	.5064
Link-Hood Hinge Front Lower	1 2	Steel H.R.C.Q	Coil	Stamping	3.11	--	.3972	.0040	--	--	.4012	.4200
Link-Hood Hinge Front Upper	1 2	Steel H.R.C.Q	Coil	Stamping	1.70	--	.2192	.0022	--	--	.2214	.2430

* NO PROCESS SHEETS

**NOT ESTIMATED IN DETAIL

MATERIALS STUDY

Vehicle - 1975 CHEVELLE

24

PRODUCT -

TASK NO. - IX

Part Description	No. Oper Usage	ANALYSIS		WEIGHT #		DIRECT MATERIAL COST (\$)					Total Var. Mfg. Cost	
		Material Grade	Form	Cond.	Rough	Fin.	Raw	Scrap	Other	Vendor Profit		Total
11A01 - HOOD (CONTINUED)												
Bracket - Hood Hinge	1	Steel H.R.C.Q	Coil	Stamping	2.85	--	.3640	.0036	--	--	.3676	.3856
Spring - Hood Hinge	P 2	Steel C.R.C.Q	Wire	Spring Winding	--	--	--	.5329	.0533	--	.5862	.5862
SUBTOTAL-HOOD ASSEMBLY AND HOOD HINGE	- -	--	--	--	103.98	70.42	14.4715	.1446	.5779	.0533	15.2473	17.4306
Latch-Hood Safety	2	Steel	Coil	Stamping	1.23	--	.1522	.0015	--	--	.1537	.2069
Bracket-Hood Safety Latch	1	Steel H.R.C.Q	Coil	Stamping	.31	--	.0405	.0045	--	--	.0450	.0584
*Spring-Hood Safety Latch	P 1	Steel C.R.C.Q	Wire	Spring Winding	--	--	--	.0227	.0023	--	.0250	.0250
*Spring-Hood Pop-Up	P 1	Steel C.R.C.Q	Wire	Spring Winding	--	.16	--	.0636	.0064	--	.0700	.0700
*Striker-Hood Lock	3	Steel	Coil	Stamping	.57	.50	.1487	.0015	--	--	.1502	.2076
*Fasteners	P -	Steel	--	--	--	.57	--	.2073	.0207	--	.2280	.2280
SUBTOTAL-HOOD SAFETY LATCH AND SPRING HOOD POP-UP	- -	--	--	--	2.11	1.23	.3414	.0075	.2936	.0294	.6719	.7959

* NO PROCESS SHEETS

**NOT ESTIMATED IN DETAIL

MATERIALS STUDY

Vehicle - 1975 CHEVELLE

TASK NO. - IX

PRODUCT -

Part Description	No. Oper	ANALYSIS		WEIGHT #		DIRECT MATERIAL COST (\$)					Total Var. Mfg. Cost	
		Material Grade	Form	Cond.	Rough	Fin.	Raw	Scrap	Other	Vendor Profit		Total
FRONT END SHEET METAL PPG I												
11A01-HOOD (CONTINUED)												
TOTAL - 11A01 - HOOD	-	--	--	--	106.09	71.65	14.8129	.1521	.8715	.0827	15.9192	18.2265
12A01 - STRUCTURAL FRONT END SHEET METAL												
Support - Radiator Upper	8	Steel C.R.C.Q	Coil	Stamping	31.09	--	4.0615	.0406	.4260	--	4.5281	5.4547
Support - Radiator Lower	7	Steel C.R.C.Q	Coil	Stamping	21.38	--	2.8279	.0283	.1470	--	3.0032	3.6634
Reinforcement-Radiator Support Lower	7	Steel H.R.C.Q	Coil	Stamping	4.00	--	1.0620	.1062	.0248	--	1.1930	1.5092
*Retainer - Front Fender Filler	P	Steel C.R.C.Q	Coil	Stamping	--	.76	--	--	.4554	.0456	.5010	.5010
Panel-Front Bumper Filler	2	Steel C.R.C.Q	Coil	Stamping	--	2.81	.3851	.0039	--	--	.3890	.4856
*Bracket-Radiator Grille	P	Steel C.R.C.Q	Coil	Stamping	--	2.32	--	--	.8233	.0823	.9056	.9056
*Bracket-Radiator Grille to Header Panel	P	Steel C.R.C.Q	Coil	Stamping	--	.94	--	--	.4368	.0437	.4805	.4805
Filler - Front Fender	P	Rubber	-	-	--	1.68	--	--	2.1071	.2107	2.3178	2.3178

* NO PROCESS SHEETS
 **NOT ESTIMATED IN DETAIL

MATERIALS STUDY
 Vehicle - 1975 CHEVELLE
 TASK NO. - IX

26

PRODUCT -

Part Description	No. Oper Usage	ANALYSIS		WEIGHT #		DIRECT MATERIAL COST (\$)					Total Var. Mfg. Cost	
		Material Grade	Form	Cond.	Rough	Fin.	Raw	Scrap	Other	Vendor Profit		Total
Panel - Radiator Grille Header	5 1	Steel C.R.C.Q	Coil	Stamping	2.59	--	.3763	.0038	.0369	--	.4170	.5757
Bracket - Radiator Grille Header Panel Center	3 1	Steel C.R.C.Q	Coil	Stamping	.92	--	.1391	.0014	.0073	--	.1478	.2202
Bracket - Radiator Grille Header Panel Center	2 2	Steel C.R.C.Q	Coil	Stamping	.75	--	.1000	.0010	.0064	--	.1074	.1576
*Strut-Dash Panel to Radiator Support	P 2	Steel C.R.C.Q	Coil	Stamping	--	3.40	--	--	1.2531	.1253	1.3784	1.3784
Tray-Battery	5 1	Steel C.R.C.Q	Coil	Stamping	2.91	2.25	.4136	.0041	.0424	--	.4601	.6959
Clamp - Battery Holddown	2 1	Steel H.R.C.Q	Coil	Stamping	.30	.16	.0391	.0004	.0034	--	.0429	.0978
Brace - Radiator Support	5 1	Steel H.R.C.Q	Coil	Stamping	4.94	2.93	.6514	.0065	--	--	.6579	.9273
Shield-Radiator Support Upper	3 1	Steel C.R.C.Q	Coil	Stamping	2.17	1.92	.3040	.0030	.0483	--	.3553	.5740
SUBTOTAL - RADIATOR SUPPORT AND SHIELD	- -	--	--	--	71.05	19.17	10.3600	.1992	5.8182	.5076	16.8850	19.9447
Housing - Hood Latch Mechanism	P 1	Steel C.R.C.Q	Coil	Stamping	--	1.25	--	--	.3606	.0361	.3967	.3967
Lever - Hood Latch Release	P 1	Steel C.R.C.Q	Coil	Stamping	--	.76	--	--	.1534	.0153	.1687	.1687

* NO PROCESS SHEETS

**NOT ESTIMATED IN DETAIL

MATERIALS STUDY

Vehicle - 1975 CHEVELLE

TASK NO. - IX

PRODUCT -

27

Part Description	No. Oper.	Usage	ANALYSIS			WEIGHT #		DIRECT MATERIAL COST (\$)					Total Var. Mfg. Cost
			Material Grade	Form	Cond.	Rough	Fin.	Raw	Scrap	Other	Vendor Profit	Total	
Pawl - Hood Latch Release	P	1	Steel C.R.C.Q	Coil	Stamping	--	.13	--	--	.0558	.0056	.0614	.0614
Lever - Hood Latch	P	1	Steel C.R.C.Q	Coil	Stamping	--	.35	--	--	.1324	.0132	.1456	.1456
*Baffle - Radiator Support Right	P	1	Plastic	Bulk	Injection Molding	--	.60	--	--	.3591	.0359	.3950	.3950
*Baffle - Radiator Support Left	P	1	Plastic	Bulk	Injection Molding	--	.33	--	--	.2453	.0245	.2698	.2698
Fasteners	P	-	Steel	--	--	--	1.15	--	--	.4182	.0418	.4600	.4600
SUBTOTAL-HOOD LATCH ASSEMBLY AND BAFFLES	-	-	--	--	--	--	4.57	--	--	1.7248	.1724	1.8972	1.8972
TOTAL-12A01-STRUCTURAL FRONT END SHEET METAL	-	-	--	--	--	71.05	23.74	10.3600	.1992	7.5430	.6800	18.7822	21.8419
02F01 - WINDSHIELD	P	1	Glass and Vinyl	--	--	--	28.00	--	--	22.2396	2.2240	24.4636	24.4636
04F01 - REAR QUARTER WINDOWS	P	2	Glass	Granulated	Poured Moulded	--	8.00	--	--	1.8105	.1811	1.9916	1.9916

* NO PROCESS SHEETS
 **NOT ESTIMATED IN DETAIL

MATERIALS STUDY
 Vehicle - 1975 CHEVELLE
 TASK NO. - IX

28

PRODUCT -

Part Description GLASS	No. Oper. Usage	ANALYSIS			WEIGHT #		DIRECT MATERIAL COST (\$)					Total Var. Mfg. Cost
		Material Grade	Form	Cond.	Rough	Fin.	Raw	Scrap	Other	Vendor Profit	Total	
*Spacer - Rear Quarter Window Molding	P 22	Plastic	Granulated	--	--	.22	--	--	.1000	.0100	.1100	.1100
TOTAL - 04F01 - REAR QUARTER WINDOW	- -	--	--	--	--	8.22	--	--	1.9105	.1911	2.1016	2.1016
06F01 - BACKLIGHT	P 1	Glass	Granulated	Poured and Molded	--	29.50	--	--	6.1722	.6172	6.7894	6.7894
07F01 - DOOR GLASS	P 2	Glass	Granulated	Poured and Molded	--	38.80	--	--	9.7151	.9715	10.6866	10.6866
*Glass - Front Door Window	P -	Steel and Plastic	Coile and Bulk	Stamped and Molded	--	1.20	--	--	.6364	.0636	.7000	.7000
Fasteners	- -	--	--	--	--	40.00	--	--	10.3515	1.0351	11.3866	11.3866
TOTAL GROUP 07F01 - DOOR GLASS	- -	--	--	--	--							
GROUP 26-PAINT, SEALERS AND DEADENERS	P -	tin and Lead	PIG	Molding	--	5.00	--	--	5.5455	.5545	6.1000	6.1000
Solder - Body	- -											

* NO PROCESS SHEET
 **NOT ESTIMATED IN DETAIL

MATERIALS STUDY
 Vehicle - 1975 CHEVELLE
 TASK NO. - IX

29

PRODUCT -

Part Description PAINT, SEALERS, AND DEADENERS	No. Oper. Usage	ANALYSIS			WEIGHT #		DIRECT MATERIAL COST (\$)				Total Var. Mfg. Cost	
		Material Grade	Form	Cond.	Rough	Fin.	Raw	Scrap	Other	Vendor Profit		Total
Sealer - Body	P	Dum-Dum	PIG	Extruding	--	1.48	--	--	.6727	.0673	.7400	.7400
TOTAL-GROUP 26 - PAINT, SEALERS, AND DEADENERS	-	--	--	--	--	6.48	--	--	6.2182	.6218	6.8400	6.8400

MATERIALS STUDY

Vehicle - 1975 CHEVELLE

TASK NO. - IX

PRODUCT - _____ 30

Part Description	No. Oper.	ANALYSIS			WEIGHT #		DIRECT MATERIAL COST (\$)					Total Var. Mfg. Cost
		Material Grade	Form	Cond.	Rough	Fin.	Raw	Scrap	Other	Vendor Profit	Total	
GROUP II	-	--	--	--	259.38	197.88	45.4791	.9185	4.2226	.2019	50.8221	62.6770
A - 36G01 - FRONT BUMPER	-	--	--	--	135.46	107.13	24.2474	.4562	2.2258	.1077	27.0371	32.9059
B - 36G02 - REAR BUMPER	-	--	--	--	123.92	90.75	21.2317	.4623	1.9968	.0942	23.7850	29.7711

* NO PROCESS SHEETS
 **NOT ESTIMATED IN DETAIL

MATERIALS STUDY
 Vehicle - 1975 CHEVELLE
 TASK NO. - IX

31

PRODUCT -

Part Description BUMPERS	No. Oper. Usage	ANALYSIS			WEIGHT #		DIRECT MATERIAL COST (\$)				Total Var. Mfg. Cost	
		Material Grade	Form	Cond.	Rough	Fin.	Raw	Scrap	Other	Vendor Profit		Total
36G01 - FRONT BUMPERS												
Facebar - Front	10 1	Steel H.R.P.O.	Sheet	Stamping	48.07	35.90	11.3458	.1134	--	--	11.4592	14.3448
Panel - Front Bumper Reinforcement Front	6 1	Steel H.R.P.O.	Sheet	Stamping	45.83	38.90	6.9618	.0696	--	--	7.0314	7.7283
Reinforcement-Front Bumper Reinforcement Outboard	1 2	Steel H.R.P.O.	Coil	Stamping	5.56	5.00	.8092	.0088	--	--	.8180	.8452
Reinforcement-Front Bumper Reinforcement Center	3 1	Steel H.R.P.O.	Coil	Stamping	8.17	6.00	1.2540	.0137	--	--	1.2677	1.3857
Front Bumper Energy Absorber - Assembly	37 2	Steel, Plastic, & Rubber	Coil, Bulk Sheet	Stamping and Molding	23.39	15.30	3.2800	.2448	1.0676	--	4.5924	6.6600
Plate - Front Bumper Stud	2 2	Steel H.R.P.O.	Coil	Stamping	1.14	--	.1742	.0017	.0408	--	.2167	.2396
Stud - Front Bumper Mounting	P 8	Steel H.R.P.O.	Bar	Cold Heading	--	1.26	--	--	.3636	.0364	.4000	.4000
Bracket-Front Bumper License Plate Moun- ting	2 1	Steel H.R.P.O.	Coil	Stamping	3.30	2.81	.4224	.0042	.0411	--	.4677	.5183
Fasteners	P 8	Steel C.R.C.Q	Bar	Machining	--	1.96	--	--	.7127	.0713	.7840	.7840
TOTAL - 36G01 - FRONT BUMPERS	- -	--	--	--	135.46	107.13	24,2474	.4562	2.2258	.1077	27.0371	32.9059

* NO PROCESS SHEETS
 **NOT ESTIMATED IN DETAIL

MATERIALS STUDY
 Vehicle - 1975 CHEVELLE
 TASK NO. - IX

32

PRODUCT -

Part Description BUMBERS	No. Oper. Usage	ANALYSIS			WEIGHT #		DIRECT MATERIAL COST (\$)					Total Var. Mfg. Cost	
		Material Grade	Form	Cond.	Rough	Fin.	Raw	Scrap	Other	Vendor Profit	Total		
36G02 - REAR BUMBERS													
Facebar-Rear Bumper	6 1	Steel Nickel & Chrome	Sheet	Stamping	33.48	24.50	7.7578	.0776	--	--	7.8354	10.6059	
Panel - Rear Bumper Reinforcement Upper	5 1	Steel H.R.P.O	Sheet	Stamping	32.50	24.50	4.9864	.0553	--	--	5.0417	5.5884	
Panel - Rear Bumper Reinforcement Lower	4 1	Steel H.R.P.O	Coil	Stamping	31.42	23.00	4.8203	.0526	--	--	4.8729	5.3185	
Gusset-Rear Bumper Reinforcement	1 5	Steel H.R.C.Q	Coil	Stamping	3.15	1.60	.3770	.0425	--	--	.4195	.4665	
Assembly-Rear Bumper Energy Absorber	37 2	Steel Plastics Rubber	Coil Bulk Sheet	Stamping and Molding	22.22	14.30	3.1160	.2326	1.0142	--	4.3628	6.5162	
Plate-Rear Bumper Stud	2 2	Steel H.R.C.Q	Coil	Stamping	1.15	--	.1742	.0017	.0408	--	.2167	.2396	
Stud-Rear Bumper Mounting	P 8	Steel C.R.C.Q	Bar	Cold Heading	--	1.26	--	--	.3636	.0364	.4000	.4000	
Fasteners	P -	Steel	--	--	--	1.59	--	--	.5782	.0578	.6360	.6360	
TOTAL - 36G02 - REAR BUMBERS	- -	--	--	--	123.92	90.75	21.2317	.4623	1.9968	.0942	23.7850	29.7711	

MATERIALS STUDY

Vehicle - 1975 CHEVELLE
 TASK NO. - IX

33

PRODUCT -

Part Description	No. Oper. Usage	ANALYSIS			WEIGHT #		DIRECT MATERIAL COST (\$)					Total Var. Mfg. Cost
		Material Grade	Form	Cond.	Rough	Fin.	Raw	Scrap	Other	Vendor Profit	Total	
GROUP III	-	--	--	--	--	24.06	--	--	20.9893	2.0989	23.0882	23.0882
A - 12D01 - GRILLE AND FRONT LAMPS	-	--	--	--	--	17.55	--	--	17.1346	1.7133	18.8479	18.8479
B - 13D52 - REAR LAMP	-	--	--	--	--	6.51	--	--	3.8547	.3856	4.2403	4.2403

* NO PROCESS SHEET

**NOT ESTIMATED IN DETAIL

MATERIALS STUDY

Vehicle - 1975 CHEVELLE

TASK NO. - IX

34

PRODUCT -

Part Description GRILLE AND FRONT LAMPS PPG III	No. Oper. Usage	ANALYSIS			WEIGHT #		DIRECT MATERIAL COST (\$)					Total Var. Mfg. Cost		
		Material Grade	Form	Cond.	Rough	Fin.	Raw	Scrap	Other	Vendor Profit	Total			
12D01 - GRILLE AND FRONT LAMPS														
Grille-Radiator	P 1	Zinc	Die Cast FIG	Die Casting	--	12.00	--	--	11.0012	1.1001			12.1013	12.1013
Nameplate-Radiator Grille	P 1	Zinc	Die Cast FIG	Die Casting	--	.03	--	--	.1621	.0163			.1784	.1784
Door - Headlamp	P 2	Alumi-num	Coil	Stamping	(.39)	.31	--	--	1.4524	.1452			1.5976	1.5976
Ring-Retainer Sealed Beam	P 2	Stainless Steel	Coil	Stamping	(.20)	.19	--	--	.4511	.0451			.4962	.4962
Ring - Headlight Mounting Seat	P 2	Steel	Coil	Stamping	(1.20)	.81	--	--	.4762	.0476			.5238	.5238
*Sealed Beam-Headlamp	P 2	Glass Brass Tungsten	Poured Stamped Formed	Assembly	--	2.18	--	--	1.1684	.1168			1.2852	1.2852
*Spring - Headlight Mounting	P 2	Steel	Coil	Stamping	--	.06	--	--	.0364	.0036			.0400	.0400
*Lens-Park and Turn Signal Lamp	P 2	Poly-styrene	Bulk	Injection Molding	--	--	--	--	.2322	.0232			.2554	.2554
*Housing - Park, Turn Signal Lamp	P 2	Poly-styrene	Bulk	Injection Molding	--	--	--	--	.6795	.0679			.7474	.7474
Lens-Front Side Marker Lamp	P 2	Acrylic	Bulk	Injection Molding	--	--	--	--	.2431	.0243			.2674	.2674
Housing-Front Side Marker Lamp	P 2	Poly-styrene	Bulk	Injection Molding	--	--	--	--	.2058	.0206			.2264	.2264

* NO PROCESS SHEET
 **NOT ESTIMATED IN DETAIL

MATERIALS STUDY

Vehicle - 1975 CHEVELLE

TASK NO. - IX

35

PRODUCT - _____

Part Description GRILLE AND FRONT LAMPS PPG III	No. Oper. Usage	ANALYSIS			WEIGHT #		DIRECT MATERIAL COST (\$)					Total Var. Mfg. Cost
		Material Grade	Form	Cond.	Rough	Fin.	Raw	Scrap	Other	Vendor Profit	Total	
Bezel - Front Side Marker	P 2	Zinc	Zinc PIG	Die Casting	--	.54	--	--	.9280	.0928	1.0208	1.0208
Fasteners	P -	Steel	Bar	Machining	--	.27	--	--	.0982	.0098	.1080	.1080
TOTAL-12D01 - GRILLE, FRONT LAMPS AND TURN SIGNAL ASSEMBLY	- -	--	--	--	--	17.55	--	--	17.1346	1.7133	18.8479	18.8479
*13D52 - REAR LAMPS												
*Housing-Tail, Stop Turn, Signal & Backup Lamp	P 2	Polypro-	Bulk	Injection Molding	--	2.88	--	--	.9445	.0945	1.0390	1.0390
*Lens-Tail, Stop, Turn Signal & Backup Lamp	P 2	Styrene	Bulk	Injection Molding	--	2.50	--	--	1.3035	.1303	1.4338	1.4338
*Gasket-Tail, Stop, Turn Signal & Backup Lamp	P 2	Rubber	Sheet	Stamping	--	.12	--	--	.5327	.0533	.5860	.5860
Lens - License Lamp	P 1	Styrene	Bulk	Injection Molding	--	.09	--	--	.0328	.0033	.0361	.0361
*Housing - License Lamp	P 1	Styrene	Bulk	Injection Molding	--	.11	--	--	.0336	.0034	.0370	.0370
*Lens - Rear Side Marker Lamp	P 2	Acrylic	Bulk	Injection Molding	--	.09	--	--	.1729	.0173	.1902	.1902
*Housing - Rear Side Marker Lamp	P 2	Styrene	Bulk	Injection Molding	--	.09	--	--	.1465	.0147	.1612	.1612

* NO PROCESS SHEET
 **NOT ESTIMATED IN DETAIL

MATERIALS STUDY
 Vehicle - 1975 CHEVELLE
 TASK NO. - IX

36

PRODUCT -

Part Description	No. Oper.	ANALYSIS			WEIGHT #		DIRECT MATERIAL COST (\$)					Total Var. Mfg. Cost
		Material Grade	Form	Cond.	Rough	Fin.	Raw	Scrap	Other	Vendor Profit	Total	
PPG III												
*Gasket - Rear Side Marker Lamp	P 2	Rubber	Sheet	Stamping	--	.09	--	--	.1000	.0100	.1100	.1100
*Bezel - Rear Side Marker Lamp	P 2	DieCast Zinc	Zinc PIG	Die Casting	--	.38	--	--	.5300	.0530	.5830	.5830
*Fasteners	P -	Steel	Bar	Machining	--	.16	--	--	.0582	.0058	.0640	.0640
TOTAL - 13D52 - REAR LAMPS	- -	--	--	--	--	6.51	--	--	3.8547	.3856	4.2403	4.2403

MATERIALS STUDY

Vehicle - 1975 CHEVELLE
TASK NO. - IX

PRODUCT - _____ 37

Part Description	No. Oper. Usage	ANALYSIS			WEIGHT #		DIRECT MATERIAL COST (\$)					Total Var. Mfg. Cost	
		Material Grade	Form	Cond.	Rough	Fin.	Raw	Scrap	Other	Vendor Profit	Total		
PPG IV													
GROUP IV													
EXTERIOR ORNAMENTATION TOTALS	-	--	--	--	(6.12)	4.69	--	--	10.2145	1.0214	--	11.2359	11.2359
02D01 - WINDSHIELD MOLDINGS	-	--	--	--	(.68)	.49	--	--	1.3586	.1358	--	1.4944	1.4944
04D01 - REAR QUARTER WINDOW MOLDINGS	-	--	--	--	(.63)	.54	--	--	2.4896	.2490	--	2.7386	2.7386
10D01 - FENDER NAMEPLATES	-	--	--	--	(.26)	.12	--	--	.5491	.0549	--	.6040	.6040
36A03 - HUBCAPS	-	--	--	--	(2.20)	1.75	--	--	2.0895	.2089	--	2.2984	2.2984
07D01 - DOOR MOLDINGS & OUTSIDE REAR VIEW MIRROR	-	--	--	--	(1.32)	.99	--	--	1.2282	.1229	--	1.3511	1.3511
05D01 - REAR NAMEPLATE	-	--	--	--	(.13)	.03	--	--	.1617	.0162	--	.1779	.1779
06D01 - BACKLIGHT MOLDINGS	-	--	--	--	(.90)	.77	--	--	2.3378	.2337	--	2.5715	2.5715

* NO PROCESS SHEET
 **NOT ESTIMATED IN DETAIL
 PRODUCT -

MATERIALS STUDY
 Vehicle - 1975 CHEVELLE
 TASK NO. - IX

38

Part Description	No. Oper. Usage	ANALYSIS		WEIGHT #		DIRECT MATERIAL COST (\$)					Total Var. Mfg. Cost	
		Material Grade	Form	Cond.	Rough	Fin.	Raw	Scrap	Other	Vendor Profit		Total
02D01-WINDSHIELD MOLDING												
*Molding - Windshield Reveal Upper	P 1	Aluminum	Coil	Roll Forming Stamping	(.32)	.25	--	--	.4844	.0484	.5328	.5328
*Molding-Windshield Reveal Right	P 1	Aluminum	Coil	Roll Forming Stamping	(.18)	.12	--	--	.4371	.0437	.4808	.4808
*Molding - Windshield Reveal Left	P 1	Aluminum	Coil	Roll & Stamping	(.18)	.12	--	--	.4371	.0437	.4808	.4808
TOTAL - 02D01 - WINDSHIELD-MOLDING	-	--	--	--	(.68)	.49	--	--	1.3586	.1358	1.4944	1.4944
04D01 - REAR QUARTER WINDOW MOLDING												
*Molding - Rear Quarter	P 2	Mylar	Bulk	Injection Molding	(.51)	.46	--	--	2.2069	.2207	2.4276	2.4276
*Cap - Rear Quarter Molding	P 2	Steel	Coil	Stamping	(.12)	.08	--	--	.2827	.0283	.3110	.3110
*TOTAL - 04D01 - REAR QUARTER WINDOW MOLDING	-	--	--	--	(.63)	.54	--	--	2.4896	.2490	2.7386	2.7386

* NO PROCESS SHEET

** NOT ESTIMATED IN DETAIL

MATERIALS STUDY

Vehicle - 1975 CHEVELLE

PRODUCT -

TASK NO. - IX

Part Description	No. Oper. Usage	ANALYSIS		WEIGHT #		DIRECT MATERIAL COST (\$)					Total Var. Mfg. Cost	
		Material Grade	Form	Cond.	Rough	Fin.	Raw	Scrap	Other	Vendor Profit		Total
10D01 - FENDER NAMEPLATE												
**Nameplate - Front Fender	P 2	Die Cast Zinc	Zinc PIG	Die Casting	(.20)	.11	--	--	.5455	.0545		.6000
Fasteners	P -	Steel	Coil	Stamping	(.06)	.01	--	--	.0036	.0004		.0040
TOTAL 10D01 - FENDER NAMEPLATE	- -	--	--	--	(.26)	.12	--	--	.5491	.0549		.6040
36A03 - HUBCAPS												
*Cap - Hub	P 4	Aluminum	Coil	Stamping	(2.20)	1.75	--	--	2.0895	.2089		2.2984
07D01 - DOOR MOLDINGS & OUTSIDE REAR VIEW MOLDING												
**Outside Rear View Mirror-Left	P 1	Diecast Zinc & Glass	--	--	(1.09)	.91	--	--	.7727	.0773		.8500
Gasket-Door Outside Rear View Mirror	P 1	Polypropylene	Sheet	Stamping	(.10)	.03	--	--	.0194	.0019		.0213
Molding - Front Door Belt Reveal	P 2	Stainless Steel	Coil	Stamping	(.08)	.04	--	--	.4325	.0433		.4758

* NO PROCESS SHEET
 **NOT ESTIMATED IN DETAIL

MATERIALS STUDY
 Vehicle - 1975 CHEVELLE
 TASK NO. - IX

40

PRODUCT -

Part Description EXTERIOR ORNAMENTATION PPG IV	No. Oper Usage	ANALYSIS			WEIGHT #		DIRECT MATERIAL COST (\$)					Total Var. Mfg. Cost	
		Material Grade	Form	Cond.	Rough	Fin.	Raw	Scrap	Other	Vendor Profit	Total		
07D01 - DOOR MOLDINGS & OUTSIDE REAR VIEW MOLDING (CONTINUED)													
*Fasteners	P -	Steel	Coil	Stamping	(.05)	.01	--	--	.0036	.0004	.0040	.0040	
TOTAL-07D01-DOOR MOLDINGS AND OUTSIDE REAR VIEW MIRROR - LEFT	-	--	--	--	(1.32)	.99	--	--	1.2282	.1229	1.3511	1.3511	
05D01 - REAR NAMEPLATE													
*Nameplate	P 1	Diecast Zinc	Zinc PIG	Die Casting	(.08)	.02	--	--	.1581	.0158	.1739	.1739	
Fasteners	P -	Steel	Coil	Stamping	(.05)	.01	--	--	.0036	.0004	.0040	.0040	
TOTAL - 05D01 - REAR NAMEPLATE	-	--	--	--	(.13)	.03	--	--	.1617	.0162	.1779	.1779	
06D01 - BACKLIGHT MOLDING													
Molding - Backlight Upper	P 2	Aluminum	Coil	Roll Forming &Stamping	(.30)	.26	--	--	.8798	.0880	.9678	.9678	
Molding - Backlight Side	P 2	Aluminum	Coil	Roll Forming &Stamping	(.30)	.24	--	--	.9266	.0926	1.0192	1.0192	

* NO PROCESS SHEETS
 **NOT ESTIMATED IN DETAIL

MATERIALS STUDY
 Vehicle - 1975 CHEVELLE
 TASK NO. - IX

PRODUCT - _____ 41

Part Description	No. Oper.	Usage	ANALYSIS			WEIGHT #			DIRECT MATERIAL COST (\$)					Total Var. Mfg. Cost	
			Material Grade	Form	Cond.	Rough	Fin.	Raw	Scrap	Other	Vendor Profit	Total			
06D01 - BACKLIGHT MOLDING (CONTINUED)															
Molding - Backlight Lower	P	1	Aluminum	Coil	Roll Forming Stamping	(.30)	.27	--	--	.5314	.0531	.5845			.5845
TOTAL 06D01 - BACKLIGHT MOLDING	-	-	--	--	--	(.90)	.77	--	--	2.3378	.2337	2.5715			2.5715

MATERIALS STUDY

Vehicle - 1975 CHEVELLE

TASK NO. - IX

42

PRODUCT -

Part Description	No. Oper. Usage	ANALYSIS			WEIGHT #		DIRECT MATERIAL COST (\$)					Total Var. Mfg. Cost
		Material Grade	Form	Cond.	Rough	Fin.	Raw	Scrap	Other	Vendor Profit	Total	
GROUP V												
PPG V												
INSTRUMENT PANEL AND STEERING WHEEL TOTALS	-	--	--	--	34.45	35.23	4,5460	.0447	9.6274	1.5403	15.7584	35.3568
14A01 - INSTRUMENT PANEL	-	--	--	--	--	29.60	--	--	27.7721	2.7772	30.5491	30.5491
34D - STEERING WHEEL	-	--	--	--	6.00	5.63	.9751	.0098	1.1251	.1125	2.2225	4.8077

* NO PROCESS SHEETS
 **NOT ESTIMATED IN DETAIL

MATERIALS STUDY
 Vehicle - 1975 CHEVELLE
 TASK NO. - IX

PRODUCT -

43

Part Description	No. Oper.	Usage	ANALYSIS			WEIGHT #		DIRECT MATERIAL COST (\$)					Total Var. Mfg. Cost	
			Material Grade	Form	Cond.	Rough	Fin.	Raw	Scrap	Other	Vendor Profit	Total		
INSTRUMENT PANEL PPG V														
14A01 - INSTRUMENT PANEL														
*Assembly - Instrument Panel	P 1		Abs. Vinyl Polyurethane	--	Assembly	(13.50)	13.50	--	--	8.7727	.8773	9.6500	9.6500	
*Nameplate - Instrument Panel	P 1		Styrene	Bulk	Injection Molding	(.04)	.02	--	--	.1675	.0168	.1843	.1843	
Bezel - Instrument Cluster	P 1		Abs	Bulk	Injection Molding	(1.34)	1.33	--	--	1.7211	.1721	1.8932	1.8932	
Lens - Instrument Cluster	P 1		Styrene	Bulk	Injection Molding	(.44)	.44	--	--	.3590	.0359	.3949	.3949	
Door - Glove Box Inner	P 1		Polypropylene	Bulk	Injection Molding	(.27)	.22	--	--	.3117	.0312	.3429	.3429	
Door - Glove Box Outer	P 1		Glass Filled Abs	Bulk	Injection Molding	(.54)	.53	--	--	.6526	.0653	.7179	.7179	
Compartment - Instrument Panel Storage	P 1		Polypropylene	Bulk	Injection Molding	(.27)	.25	--	--	.1657	.0166	.1823	.1823	
Cover - Instrument Panel Steering Column	P 1		Polypropylene	Bulk	Injection Molding	(.33)	.31	--	--	.3297	.0330	.3627	.3627	
Housing - Instrument Cluster	P 1		Abs	Bulk	Injection Molding	(1.45)	1.40	--	--	1.3673	.1367	1.5040	1.5040	
Reinforcement - Instrument Cluster	P 1		Steel	Coil	Stamping	(.04)	.04	--	--	.0273	.0027	.0300	.0300	
SUBTOTAL - INSTRUMENT PANEL-GLOVE BOX & INSTRUMENT CLUSTER	-	-	--	--	--	--	18.04	--	--	13.8746	1.3876	15.2622	15.2622	

* NO PROCESS SHEET

**NOT ESTIMATED IN DETAIL

MATERIALS STUDY

Vehicle - 1975 CHEVELLE

TASK NO. - IX

44

PRODUCT -

Part Description INSTRUMENT PANEL, PPG V	No. Oper	ANALYSIS			WEIGHT #			DIRECT MATERIAL COST (\$)				Total Var. Mfg. Cost	
		Usage	Material Grade	Form	Cond.	Rough	Fin.	Raw	Scrap	Other	Vendor Profit		Total
14A01 - INSTRUMENT PANEL (CONTINUED)													
**Assembly - Speed-ometer Cable	P 1		Steel & Plastic	Assembly	--	--	.50	--	--	.5455	.0545	.6000	.6000
**Assembly - Speed-ometer & Odometer	P 1		Steel, Plastics, Die Cast Zinc	Assembly	--	--	.84	--	--	2.0455	.2045	2.2500	2.2500
**Assembly - Fuel Gage	P 1		Steel & Copper	Assembly	--	--	.29	--	--	.7273	.0727	.8000	.8000
**Assembly - Ash Tray	P 1		Steel	Assembly	--	--	.66	--	--	.7273	.0727	.8000	.8000
**Retainer - Ash Tray	P 1		Steel	Coil	Stamping	(.70)	.63	--	--	.2727	.0273	.3000	.3000
Reinforcement - Instrument Panel Right	P 1		Steel	Coil	Stamping	(1.12)	.64	--	--	.3449	.0345	.3794	.3794
Reinforcement - Instrument Panel Left	P 1		Steel C.R.C.Q	Coil	Stamping	(.85)	.64	--	--	.2930	.0293	.3223	.3223
Reinforcement - Instrument Panel Center	P 1		Steel C.R.C.Q	Coil	Stamping	(.58)	.44	--	--	.1934	.0193	.2127	.2127
Brace - Instrument Panel	P 1		Steel C.R.C.Q	Coil	Stamping	(.25)	.16	--	--	.0698	.0070	.0768	.0768
Clip - Speedometer Cable Retainer	P 1		Steel	Coil	Stamping	(.02)	.01	--	--	.0303	.0030	.0333	.0333
SUBTOTAL - SPEEDOMETER CABLE & INSTRUMENT PANEL REINFORCEMENT	-	-	--	--	--	--	4.81	--	--	5.2497	.5248	5.7745	5.7745

* NO PROCESS SHEET
 **NOT ESTIMATED IN DETAIL

MATERIALS STUDY
 Vehicle - 1975 CHEVELLE
 TASK NO. - IX

45

PRODUCT -

Part Description INSTRUMENT PANEL PPG V	No. Oper Usage	ANALYSIS			WEIGHT #		DIRECT MATERIAL COST (\$)					Total Var. Mfg. Cost
		Material Grade	Form	Cond.	Rough	Fin.	Raw	Scrap	Other	Vendor Profit	Total	
14A01 - INSTRUMENT PANEL (CONTINUED)												
Reinforcement-Instru- ment Panel Steering Column - Upper	P 1	Steel	Coil	Stamping	(1.25)	1.03	--	--	.3682	.0368		.4050
Reinforcement-Instru- ment Panel Steering Column Lower	P 1	Steel	Coil	Stamping	(2.51)	1.97	--	--	.4967	.0497		.5464
**Cover Clock Opening	P 1	Steel	Coil	Stamping	(.16)	.13	--	--	.1364	.0136		.1500
Retainer - Radio Hole Cover	P 1	Steel C.R.C.Q	Coil	Stamping	(.16)	.13	--	--	.0355	.0035		.0390
**Cover - Radio Hole	P 1	Plastic	Bulk	Injection Molding	--	.09	--	--	.1818	.0182		.2000
**Shield-Instrument Cluster Light	P 1	Steel	Coil	Stamping	--	.06	--	--	.1364	.0136		.1500
**Assembly-Cigar Lighter	P 1	Zinc Steel Plastic	Assembly	--	--	.17	--	--	.7727	.0773		.8500
**Box - Glove	P 1	Plastic	Bulk	Injection Molding	--	.88	--	--	.4091	.0409		.4500
**Assembly - Glove Box Door Latch	P 1	Steel & Zinc	Assembly	--	--	.14	--	--	.3182	.0318		.3500
**Striker-Glove Box Door Latch	P 1	Steel Wire	Wire	Stamping	--	.03	--	--	.0455	.0045		.0500
SUBTOTAL - INSTRUMENT REINFORCEMENT STEERING COLUMN & GLOVE BOX	- -	--	--	--	--	4.63	--	--	2.9005	.2899		3.1904

* NO PROCESS SHEET
 **NOT ESTIMATED IN DETAIL

MATERIALS STUDY

Vehicle - 1975 CHEVELLE
 TASK NO. - IX

46

PRODUCT -

Part Description INSTRUMENT PANEL PPG V	No. Oper. Usage	ANALYSIS			WEIGHT #		DIRECT MATERIAL COST (\$)					Total Var. Mfg. Cost
		Material Grade	Form	Cond.	Rough	Fin.	Raw	Scrap	Other	Vendor Profit	Total	
14A01 - INSTRUMENT PANEL (CONTINUED)												
**Assembly - Headlight Switch	P 1	Steel Plastic & Brass	Assembly	--	--	.44	--	--	.7273	.0727		.8000
**Assembly-Windshield Wiper Switch	P 1	Steel Plastic & Brass	Assembly	--	--	.15	--	--	.3636	.0364		.4000
**Assembly - Center Vent Control Cable	P 1	Plastic & Steel	Assembly	--	--	.16	--	--	.3182	.0318		.3500
**Assembly-Parking Brake Cable	P 1	Plastic & Steel	Assembly	--	--	.09	--	--	.4091	.0409		.4500
**Assembly-Outboard Vent Control Cable	P 2	Plastic & Steel	Assembly	--	--	.26	--	--	.6364	.0636		.7000
**Assembly - Hood Latch Release	P 1	Plastic & Steel	Assembly	--	--	.28	--	--	.5000	.0500		.5500
**Assembly - Turn Signal	P 1	Steel & Brass	Assembly	--	--	.03	--	--	.2727	.0273		.3000
**Cylinder - Glove Box Lock	P 1	DieCast Zinc & Steel	Die Cast FIG	Die Casting	--	.07	--	--	.3182	.0318		.3500
**Bezel - Glove Box Lock	P 1	DieCast Zinc	Die Cast FIG	Die Casting	--	.04	--	--	.1364	.0136		.1500
**Board - Instrument Cluster Printed Circuit	P 1	Plastic & Copper	Assembly	--	--	.03	--	--	.8636	.0864		.9500
SUBTOTAL - HEADLIGHT, HOOD LATCH RELEASE AND PRINTER CIRCUIT	-	--	--	--	--	1.55	--	--	4.5455	.4545		5.0000

* NO PROCESS SHEETS
 **NOT ESTIMATED IN DETAIL

MATERIALS STUDY

Vehicle - 1975 CHEVELLE
 TASK NO. - IX

PRODUCT -

47

Part Description PPG V	No. Oper. Usage	ANALYSIS			WEIGHT #		DIRECT MATERIAL COST (\$)					Total Var. Mfg. Cost	
		Material Grade	Form	Cond.	Rough	Fin.	Raw	Scrap	Other	Vendor Profit	Total		
14A01 - INSTRUMENT PANEL (CONTINUED)													
**Socket - Instrument Cluster Bulb	P 12	Plastic & Brass	Assembly	--	--	.06	--	--	.5455	.0545	.6000	.6000	
**Bulb - Instrument Cluster	P 12	Glass & Tung- sten	Assembly	--	--	.03	--	--	.4818	.0482	.5300	.5300	
Fasteners	P -	Steel	Coil	Stamping	(.50)	.48	--	--	.1745	.0175	.1920	.1920	
SUBTOTAL-INSTRUMENT CLUS- TER SOCKET AND BULB	- -	--	--	--	(.50)	.57	--	--	1.2018	.1202	1.3220	1.3220	
TOTAL-14A01-INSTRUMENT PANEL	- -	--	--	--	--	29.60	--	--	27.7721	2.7770	30.5491	30.5491	
34-D STEERING WHEEL													
Assembly - Steering Wheel	10 1	Butyrate & Steel	Assembly	Molding & Stamping	6.00	5.00	.9751	.0098	--	--	.9849	3.5701	
Pad - Steering Wheel Horn	P 1	Thermo- Plastic & Rubber	Bulk & Sheet	Molding and Stamping	(.63)	.61	--	--	.7838	.0784	.8622	.8622	
Overlay-Steering Wheel Horn Pad	P 1	Aluminum and Di-NOC	Coil	Stamping	(.06)	.02	--	--	.3413	.0341	.3754	.3754	
TOTAL 34-D STEERING WHEEL	- -	--	--	--	6.00	5.63	.9751	.0098	1.1251	.1125	2.2225	4.8077	

MATERIALS STUDY

Vehicle - 1975 CHEVELLE

TASK NO. - IX

48

PRODUCT -

Part Description	No. Oper. Usage	ANALYSIS			WEIGHT #		DIRECT MATERIAL COST (\$)					Total Var. Mfg. Cost	
		Material Grade	Form	Cond.	Rough	Fin.	Raw	Scrap	Other	Vendor Profit	Total		
GROUP VI													
INTERIOR TRIM	-	--	--	--	--	220.49	--	--	136.0726	13.6071	149.6797	176.1097	
01A01A - FRONT SEAT ADJUSTER	-	--	--	--	--	6.14	--	--	2.1470	.2147	2.3617	2.3617	
15A01 - FRONT SEAT	-	--	--	--	--	74.36	--	--	28.6855	2.8689	31.5544	43.6344	
16A01 - REAR SEAT	-	--	--	--	--	38.04	--	--	14.6534	1.4652	16.1186	22.1186	
07E01 - DOOR TRIM	-	--	--	--	--	21.49	--	--	12.8480	1.2848	14.1328	14.1328	
01E01 - FLOOR COVERING AND INSULATION	-	--	--	--	--	28.91	--	--	10.0209	1.0021	11.0230	11.0230	
15A02 - FRONT SEAT BELTS	-	--	--	--	--	13.51	--	--	29.9128	2.9912	32.9040	32.9040	
16A01 - REAR SEAT BELTS	-	--	--	--	--	5.51	--	--	15.4001	1.5399	16.9400	16.9400	
02E01 - INTERIOR TRIM PANELS	-	--	--	--	--	8.92	--	--	3.9046	.3904	4.2950	4.2950	
04E01 - INTERIOR TRIM PANELS	-	--	--	--	--	9.94	--	--	5.7679	.5767	6.3446	6.3446	

MATERIALS STUDY

Vehicle - 1975 CHEVELLE

TASK NO. - IX

PRODUCT -

Part Description	No. Oper. Usage	ANALYSIS			WEIGHT #		DIRECT MATERIAL COST (\$)					Total Var. Mfg. Cost	
		Material Grade	Form	Cond.	Rough	Fin.	Raw	Scrap	Other	Vendor Profit	Total		
GROUP VI													
06E01 - HEADLINING	-	--	--	--	--	1.59	--	--	1.8182	.1818		2.0000	2.0000
05E01 - SHELF TRIM	-	--	--	--	--	2.94	--	--	--	--		--	1.3500
02G01 - SUN VISORS AND INSIDE REAR VIEW MIRROR	-	--	--	--	--	3.24	--	--	1.0109	.1011		1.1120	3.1120
02E02 - WEATHERSTRIP	-	--	--	--	--	.63	--	--	.5073	.0507		.5580	.5580
05E02 - WEATHERSTRIP	-	--	--	--	--	.63	--	--	.8091	.0809		.8900	.8900
06E02 - WEATHERSTRIP	-	--	--	--	--	3.38	--	--	4.8451	.4845		5.3296	5.3296
07E02 - WEATHERSTRIP	-	--	--	--	--	1.26	--	--	3.7418	.3742		4.1160	4.1160

* NO PROCESS SHEETS
 **NOT ESTIMATED IN DETAIL

MATERIALS STUDY
 Vehicle - 1975 CHEVELLE
 TASK NO. - IX

PRODUCT - _____ 50

Part Description	No. Oper. Usage	ANALYSIS			WEIGHT #		DIRECT MATERIAL COST (\$)					Total Var. Mfg. Cost	
		Material Grade	Form	Cond.	Rough	Fin.	Raw	Scrap	Other	Vendor Profit	Total		
01A01A - FRONT SEAT ADJUSTERS													
Channel - Seat Adjuster Lower	P 2	Steel	Coil	Stamping	(2.82)	2.42	--	--	.6253	.0625		.6878	.6878
Channel - Seat Adjuster Upper	P 2	Steel	Coil	Stamping	(3.28)	2.72	--	--	.8182	.0818		.9000	.9000
Bracket - Seat Adjuster Release	P 1	Steel	Coil	Stamping	(.34)	.13	--	--	.0679	.0068		.0747	.0747
Handle - Seat Adjuster Release	P 1	Steel	Coil	Stamping	(.66)	.22	--	--	.1993	.0199		.2192	.2192
Knob - Seat Adjuster Release Handle	P 1	Plastic	Grains	Casting	(.01)	.01	--	--	.0090	.0010		.0100	.0100
Pin - Seat Adjuster	P 4	Steel	Bar	Machining	(.09)	.06	--	--	.0473	.0047		.0520	.0520
*Roller - Seat Adjuster	P 4	Steel	Bar	Machining	(.20)	.18	--	--	.0982	.0098		.1080	.1080
*Race - Seat Adjuster Roller	P 4	Steel	Bar	Machining	(.20)	.16	--	--	.1455	.0145		.1600	.1600
*Spring - Seat Adjuster	P 2	Steel Wire	Coil	Spring Winding	(.06)	.04	--	--	.0636	.0064		.0700	.0700
Fasteners	P -	Steel	Coil	Stamping	--	.20	--	--	.0727	.0073		.0800	.0800
TOTAL - 01A01A - FRONT SEAT ADJUSTERS	- -	--	--	--	(7.66)	6.14	--	--	2.1470	.2147		2.3617	2.3617

* NO PROCESS SHEET
 **NOT ESTIMATED IN DETAIL

MATERIALS STUDY
 Vehicle - 1975 CHEVELIE
 TASK NO. - IX

51

PRODUCT -

Part Description INTERIOR TRIM PPG VI	No. Oper. Usage	ANALYSIS			WEIGHT #		DIRECT MATERIAL COST (\$)					Total Var. Mfg. Cost	
		Material Grade	Form	Cond.	Rough	Fin.	Raw	Scrap	Other	Vendor Profit	Total		
15A01 - FRONT SEAT													
Housing - Front Seat Back Latch	P 2	Steel	Coil	Stamping	(2.26)	--	--	--	.6262	.0626	.6888	.6888	
Pawl - Front Seat Back Latch	P 2	Steel	Coil	Stamping	(.49)	--	--	--	.1498	.0150	.1648	.1648	
Link - Front Seat Back Latch	P 2	Steel	Coil	Stamping	(.08)	--	--	--	.0260	.0026	.0286	.0286	
Handle - Front Seat Back Latch	P 2	Steel	Coil	Stamping	(.16)	--	--	--	.0691	.0069	.0760	.0760	
*Knob - Front Seat Back Latch	P 2	Plastic	Granulated	Injection Molding	--	--	--	--	.0127	.0013	.0140	.0140	
Spring - Front Seat Back Latch	P 2	Steel	--	--	--	--	--	--	.0270	.0030	.0300	.0300	
*Rivet - Front Seat Back Latch	P 8	Steel	Wire	Cold Heading	--	--	--	--	.1091	.0109	.1200	.1200	
SUBTOTAL-FRONT SEAT BACK LATCH	- -	--	--	--	(2.99)	1.68	--	--	1.0199	.1023	1.1222	1.1222	
Assembly - Front Seat Cushion Frame and Springs	P 1	Steel & Wire	Assembly & Forming	Stamping	(27.71)	22.50	--	--	9.1333	.9133	10.0466	10.0466	
Assembly-Front Seat Back Frame & Springs	P 2	Steel & Steel Wire	Assembly & Forming	Stamping and Forming	(30.66)	21.40	--	--	8.0529	.8053	8.8582	8.8582	

* NO PROCESS SHEET
 **NOT ESTIMATED IN DETAIL

MATERIALS STUDY
 Vehicle - 1975 CHEVELLE
 TASK NO. - IX

PRODUCT - _____ 52

Part Description INTERIOR TRIM PPG VI	No. Oper Usage	ANALYSIS			WEIGHT #		DIRECT MATERIAL COST (\$)				Total Var. Mfg. Cost	
		Material Grade	Form	Cond.	Rough	Fin.	Raw	Scrap	Other	Vendor Profit		Total
15A01 - FRONT SEAT (CONTINUED)												
Pad - Front Seat Cushion	P 1	Polyurethane	Granulated	Injection Molding	(8.72)	7.50	--	4.7909	.4791	5.2700	5.2700	
Pad - Front Seat Back	P 2	Polyurethane	Granulated	Injection Molding	--	7.00	--	4.4976	.4498	4.9474	4.9474	
**Cover-Front Seat Cushion	- 1	Vinyl	Sheet	Molding	--	4.00	--	--	--	--	3.0000	
**Cover-Front Seat Back	- 2	Vinyl	Sheet	Molding	--	4.50	--	--	--	--	5.0000	
**Assembly - Head Restraint	- -	Vinyl, Polyurethane & Steel	Assembly Molding & Stamping		--	5.00	--	--	--	--	4.0900	
SUBTOTAL-FRONT SEAT CUSHION	- -	--	--	--	--	71.90	--	26.4747	2.6475	29.1222	41.2022	
**Cover-Front Seat Back Hinge Arm	P 2	Plastic	Granulated	Injection Molding	--	.12	--	.2727	.0273	.3000	.3000	
**Cover-Front Seat Back Center Hinge	P 1	Plastic	Granulated	Injection Molding	--	.03	--	.0909	.0091	.1000	.1000	
**Sleeve-Head Restraint Receptacle	P 2	Plastic	Granulated	Injection Molding	--	.16	--	.3091	.0309	.3400	.3400	
**Bezel-Head Restraint Receptacle	P 2	Steel & Plastic	Coil & Granulated	Stamping & Injection Molding	--	.08	--	.1455	.0145	.1600	.1600	

* NO PROCESS SHEET
 **NOT ESTIMATED IN DETAIL

MATERIALS STUDY

Vehicle - 1975 CHEVELLE

TASK NO. - IX

PRODUCT -

53

Part Description	No. Oper. Usage	ANALYSIS			WEIGHT #		DIRECT MATERIAL COST (\$)					Total Var. Mfg. Cost	
		Material Grade	Form	Cond.	Rough	Fin.	Raw	Scrap	Other	Vendor Profit	Total		
15A01 - FRONT SEAT (CONTINUED)													
**Bezel-Front Seat Back Latch	P 2	Steel	Coil	Stamping	--	.06	--	--	.2182	.0218		.2400	.2400
Ring-Front Seat Hog	P 106	Steel	Coil	Stamping	(.24)	.18	--	--	.1000	.0100		.1100	.1100
Fasteners	P -	Steel	--	Machining	(.19)	.15	--	--	.0545	.0055		.0600	.0600
SUBTOTAL-FRONT SEAT COVER & BEZEL-FRONT SEAT BACK LATCH	- -	--	--	--	(1.09)	.78	--	--	1.1909	.1191		1.3100	1.3100
TOTAL 15A01 - FRONT SEAT	- -	--	--	--	--	74.36	--	--	28.6855	2.8689		31.5544	43.6344
16A01 - REAR SEAT													
Assembly-Rear Seat Cushion Frame and Springs	P 1	Steel & Steel Wire	Coil	Stamping	(5.50)	5.00	--	--	3.0534	.3053		3.3587	3.3587
Assembly-Rear Seat Back Frame & Springs	P 1	Steel & Steel Wire	Coil	Stamping	(6.35)	5.50	--	--	2.2894	.2289		2.5183	2.5183
Pad-Rear Seat Cushion	P 1	Polyurethane	Granulated	Injection Molding	(7.25)	6.50	--	--	4.2330	.4233		4.6563	4.6563

* NO PROCESS SHEET
 **NOT ESTIMATED IN DETAIL

MATERIALS STUDY

Vehicle - 1975 CHEVELLE
 TASK NO. - IX

PRODUCT -

Part Description PPG VI	No. Oper. Usage	ANALYSIS			WEIGHT #			DIRECT MATERIAL COST (\$)				Total Var. Mfg. Cost	
		Material Grade	Form	Cond.	Rough	Fin.	Raw	Scrap	Other	Vendor Profit	Total		
16A01 - REAR SEAT (CONTINUED)													
**Cover-Rear Seat Cushion	- 1	Vinyl	Granu- lated	Injection Molding	(3.00)	2.25	--	--	--	--	--	--	3.0000
**Cover-Rear Seat Back	- 1	Vinyl	Granu- lated	Injection Molding	(3.50)	2.75	--	--	--	--	--	--	3.0000
**Insulator-Rear Seat Back	P 1	Composi- tion	Sheet	Stamping	--	9.50	--	--	.6818	.0682	.7500	.7500	.7500
**Pad-Rear Seat Cushion Floor	P 1	Jute	Sheet	Stamping	--	.88	--	--	.4546	.0454	.5000	.5000	.5000
Ring-Rear Seat Hog	P 94	Steel	Coil	Stamping	(.32)	.16	--	--	.0818	.0082	.0900	.0900	.0900
Pad-Rear Seat Back	P 1	Polyure- thane	Granu- lated	Injection Molding	(6.60)	5.50	--	--	3.8594	.3859	4.2453	4.2453	4.2453
TOTAL - 16A01-REAR SEAT	- -	--	--	--	--	38.04	--	--	14.6534	1.4652	16.1186	16.1186	22.1186
07E01 - DOOR TRIM													
Panel - Door Trim Lower	P 2	Polypro- pylene	Granu- lated	Injection Molding	(6.95)	5.88	--	--	2.4264	.2426	2.6690	2.6690	2.6690

* NO PROCESS SHEET
 **NOT ESTIMATED IN DETAIL

MATERIALS STUDY
 Vehicle - 1975 CHEVELLE
 TASK NO. - IX

55

PRODUCT -

Part Description	No. Oper. Usage	ANALYSIS		WEIGHT #		DIRECT MATERIAL COST (\$)					Total Var. Mfg. Cost	
		Material Grade	Form	Cond.	Rough	Fin.	Raw	Scrap	Other	Vendor Profit		Total
PPG VI												
07E01 - DOOR TRIM (CONTINUED)												
Armrest-Door Trim Panel	P 2	PVC Plastic	Granulated	Injection Molding	(2.58)	1.68	--	--	1.5240	.1524		1.6764
*Insert-Door Trim Panel Armrest	P 2	Steel	Coil	Stamping	(1.30)	1.00	--	--	.2984	.0298		.3282
SUBTOTAL - PANEL TRIM LOWER	-	--	--	--	(10.83)	8.56	--	--	4.2488	.4248		4.6736
*Panel-Door Trim Upper	P 2	Polypropylene	Granulated	Injection Molding	(2.62)	2.12	--	--	1.4545	.1455		1.6000
*Eyelet-Door Trim Panel Upper	P 2	Stainless Steel	Coil	Stamping	(.05)	.02	--	--	.0727	.0073		.0800
*Clip-Door Trim Panel Upper	P 4	Steel	Coil	Stamped	(.05)	.02	--	--	.0484	.0048		.0532
*Weatherstrip - Door Trim Panel Upper	P 2	Rubber & Stainless Steel	Coil	Stamped	(1.05)	.66	--	--	1.0909	.1091		1.2000
SUBTOTAL - DOOR TRIM PANEL UPPER	-	--	--	--	(3.77)	2.82	--	--	2.6665	.2667		2.9332
*Reinforcement - Door Trim Panel Armrest	P 2	Steel	Coil	Stamped	(4.85)	3.38	--	--	.5693	.0569		.6262

* NO PROCESS SHEETS
 **NOT ESTIMATED IN DETAIL

MATERIALS STUDY

Vehicle - 1975 CHEVELLE

TASK NO. - IX

56

PRODUCT -

Part Description	No. Oper. Usage	ANALYSIS			WEIGHT #		DIRECT MATERIAL COST (\$)					Total Var. Mfg. Cost	
		Material Grade	Form	Cond.	Rough	Fin.	Raw	Scrap	Other	Vendor Profit	Total		
07E01-DOOR TRIM (CONTINUED)													
**Insert - Door Trim Panel	P 2	Card-board & Vinyl	Granulated	Injection Molding	(4.26)	3.06	--	--	1.3636	.1364		1.5000	1.5000
**Watershield-Door Trim Panel	P 2	Treated Paper	Sheet	Stamping	--	.62	--	--	.2727	.0273		.3000	.3000
**Nameplate - Door Trim Panel	P 2	Die Cast Zinc	Die Cast PIG	Die Casting	--	.06	--	--	.3091	.0309		.3400	.3400
**Assembly - Door Trim Panel Ash Tray	P 2	Steel	Coil	Stamping	--	.31	--	--	.5455	.0545		.6000	.6000
*Assembly - Sealing Strip	P 2	Rubber & Stain-less Steel	Assembly	Stamping	(3.60)	2.68	--	--	2.8725	.2873		3.1598	3.1598
SUBTOTAL-DOOR TRIM PANEL & ASH TRAY	-	--	--	--	(12.71)	10.11	--	--	5.9327	.5933		6.5260	6.5260
TOTAL-07E01 - DOOR TRIM	-	--	--	--	--	21.49	--	--	12.8480	1.2848		14.1328	14.1328
01E01 - FLOOR COVERING													
**Assembly - Front Floor Carpet	P 1	Nylon & Jute	Assembly	Stamping	--	6.50	--	--	4.5455	.4545		5.000	5.000

* NO PROCESS SHEETS
 **NOT ESTIMATED IN DETAIL

MATERIALS STUDY
 Vehicle - 1975 CHEVELLE
 TASK NO. - IX

57

PRODUCT -

Part Description	No. Oper.	ANALYSIS			WEIGHT #		DIRECT MATERIAL COST (\$)				Total Var. Mfg. Cost	
		Material Grade	Form	Cond.	Rough	Fin.	Raw	Scrap	Other	Vendor Profit		Total
PPG VI	Usage											
07E01 - DOOR TRIM (CONTINUED)												
**Assembly - Rear Floor Carpet	P 1	Nylon & Jute	Assembly	Stamping	--	5.50	--	--	2.7273	.2727	3.0000	3.0000
*Insulator - Front Floor Carpet	P 1	Composi- tion & Jute	Sheet	Stamping	(12.25)	10.50	--	--	.8610	.0861	.9471	.9471
*Insulator - Rear Floor Carpet	P 1	Composi- tion & Jute	Sheet	Stamped	(5.68)	4.38	--	--	.5235	.0524	.5759	.5759
**Pad - Right Rear Floor	P 1	Jute	Sheet	Stamping	(1.05)	.65	--	--	.3636	.0364	.4000	.4000
**Mat-Rear Deck	P 1	Rubber & Fabric	Sheet	Stamping	(2.00)	1.19	--	--	.9091	.0909	1.0000	1.0000
**Shield-Catalytic Converter Heat	P 1	Fiber, Glass & Foil	Granu- lated & Coil	Molding	(.36)	.19	--	--	.0909	.0091	.1000	.1000
TOTAL - 01E01 - FLOOR COVERING	- -	--	--	--	--	28.91	--	--	10.0209	1.0021	11.0230	11.0230
15A02 - FRONT SEAT BELTS												
**Assembly-Front Seat Lap & Shoulder Belts Complete	P 2	Nylon, Steel & Vinyl	Assembly	Stamping Injection Molding	--	12.50	--	--	29.5455	2.9545	32.5000	32.5000

* NO PROCESS SHEETS
 **NOT ESTIMATED IN DETAIL

MATERIALS STUDY

Vehicle - 1975 CHEVELLE

TASK NO. - IX

58

PRODUCT -

Part Description	No. Oper. Usage	ANALYSIS			WEIGHT #		DIRECT MATERIAL COST (\$)					Total Var. Mfg. Cost	
		Material Grade	Form	Cond.	Rough	Fin.	Raw	Scrap	Other	Vendor Profit	Total		
15A02 - FRONT SEAT BELTS (CONTINUED)													
Fasteners	P -	Steel	Sheet Bar	Stamping Machining	(1.78)	1.01	--	--	.3673	.0367	.4040	.4040	
TOTAL-15A02 - FRONT SEAT BELTS	-	--	--	--	--	13.51	--	--	29.9128	2.9912	32.9040	32.9040	
16A01 - REAR SEAT BELTS													
**Assembly - Rear Seat Lap & Shoulder belts Complete	P 2	Nylon, Steel & Vinyl	Assembly	Stamping Injection Molding	--	3.94	--	--	11.6728	1.1672	12.8400	12.8400	
**Assembly - Rear Seat Center Lap Belt Complete	P 1	Nylon, Steel & Vinyl	Assembly	Stamping Injection Molding	--	.97	--	--	3.5091	.3509	3.8600	3.8600	
Fasteners	P -	Steel	Coil Bar	Stamping Machining	(1.20)	.60	--	--	.2182	.0218	.2400	.2400	
TOTAL - 16A01 - REAR SEAT BELTS	-	--	--	--	--	5.51	--	--	15.4001	1.5399	16.9400	16.9400	

* NO PROCESS SHEETS

**NOT ESTIMATED IN DETAIL

MATERIALS STUDY

Vehicle - 1975 CHEVELLE

TASK NO. - IX

PRODUCT -

Part Description	No. Oper.	ANALYSIS			WEIGHT #		DIRECT MATERIAL COST (\$)					Total Var. Mfg. Cost
		Material Grade	Form	Cond.	Rough	Fin.	Raw	Scrap	Other	Vendor Profit	Total	
02E01 - INTERIOR TRIM PANELS												
Panel - "A" Pillar Trim	P 2	Polypropylene	Granulated	Injection Molding	(1.02)	.62	--	--	.5355	.0535	.5890	.5890
Panel - Cowl Side Trim	P 2	Polypropylene	Granulated	Injection Molding	(1.89)	1.00	--	--	.6176	.0618	.6794	.6794
Panel - Windshield Header Trim	P 1	Polypropylene	Granulated	Injection Molding	(.95)	.44	--	--	.2951	.0295	.3246	.3246
**Insulator - Dash Panel	P 1	Composi-tion & Jute	Sheet	Stamping	--	4.06	--	--	1.3636	.1364	1.5000	1.5000
**Insulation - Cowl Side Panel	P 2	Composi-tion & Jute	Sheet	Stamping	--	1.97	--	--	.5455	.0545	.6000	.6000
**Pad Panel Cowl Side	P 2	Jute & Plastic	Granulated Steel	Injection Molding Stamping	--	.21	--	--	.2182	.0218	.2400	.2400
**Cover - Steering Column to Dash Panel Trim	P 1	Polypropylene	Granulated	Injection Molding	--	.59	--	--	.3182	.0318	.3500	.3500
Fasteners	P -	Steel	Bar	Machining	(.10)	.03	--	--	.0109	.0011	.0120	.0120
TOTAL - 02E01 - INTERIOR TRIM PANELS	- -	--	--	--	--	8.92	--	--	3.9046	.3904	4.2950	4.2950

* NO PROCESS SHEETS
 **NOT ESTIMATED IN DETAIL

MATERIALS STUDY
 Vehicle - 1975 CHEVELLE
 TASK NO. - IX

60

PRODUCT -

Part Description	No. Oper. Usage	ANALYSIS			WEIGHT #		DIRECT MATERIAL COST (\$)				Total Var. Mfg. Cost	
		Material Grade	Form	Cond.	Rough	Fin.	Raw	Scrap	Other	Vendor Profit		Total
04E01 - INTERIOR TRIM												
Plate - Door Sill Scuff	P 2	Aluminum	Coil	Stamping	(.98)	.62	--	--	.8795	.0879	.9674	.9674
Panel - "B" Pillar Upper Trim	P 2	Polypropylene	Granulated	Injection Molding	(2.67)	1.94	--	--	1.0922	.1092	1.2014	1.2014
Panel - Door Header Trim	P 2	Polypropylene	Granulated	Injection Molding	(1.20)	.50	--	--	.4782	.0478	.5260	.5260
Panel - Rear Quarter Trim	P 2	Polypropylene	Granulated	Injection Molding	(3.45)	2.56	--	--	1.0656	.1066	1.1722	1.1722
Panel - "C" Pillar Upper Trim	P 2	Polypropylene	Granulated	Injection Molding	(1.94)	1.26	--	--	.6915	.0691	.7606	.7606
Reinforcement-Rear Quarter Trim Panel	P 2	Steel	Coil	Stamping	(2.14)	1.62	--	--	.6300	.0630	.6930	.6930
Insert - Rear Quarter Trim Panel	P 2	Cardboard & Vinyl	Granulated	Injection Molding		1.38	--	--	.9091	.0909	1.0000	1.0000
Fasteners	P -	Steel	Coil	Stamping	(.13)	.06	--	--	.0218	.0022	.0240	.0240
TOTAL - 04E01 - INTERIOR TRIM	- -	--	--	--	--	9.94	--	--	5.7679	.5767	6.3446	6.3446

* NO PROCESS SHEETS
 **NOT ESTIMATED IN DETAIL

MATERIALS STUDY

Vehicle - 1975 CHEVELLE

TASK NO. - IX

PRODUCT - _____

Part Description	No. Oper. Usage	ANALYSIS			WEIGHT #			DIRECT MATERIAL COST (\$)					Total Var. Mfg. Cost	
		Material Grade	Form	Cond.	Rough	Fin.	Raw	Scrap	Other	Vendor Profit	Total			
PPG VI														
06E01 - HEADLINING														
**Assembly - Headlining P	1	Vinyl & Plastic	Granulated	Injection Molding	--	1.59	--	--	1.8182	.1818			2.0000	2.0000
TOTAL - 06E01 - HEADLINING	-	--	--	--	--	1.59	--	--	1.8182	.1818			2.0000	2.0000
05E01 - SHELF TRIM														
*Assembly - Shelf Trim Panel	1	Comp. Board & Jute	Sheet	Stamped	--	2.94	--	--	--	--			1.3500	1.3500
TOTAL - 05E01 - SHELF TRIM	-	--	--	--	--	2.94	--	--	--	--			1.3500	1.3500

* NO PROCESS SHEETS
 ** NOT ESTIMATED IN DETAIL

MATERIALS STUDY

Vehicle - 1975 CHEVELLE
 TASK NO. - IX

62

PRODUCT -

Part Description	No. Oper. Usage	ANALYSIS			WEIGHT #		DIRECT MATERIAL COST (\$)					Total Var. Mfg. Cost	
		Material Grade	Form	Cond.	Rough	Fin.	Raw	Scrap	Other	Vendor Profit	Total		
PPG VI													
02G01 - SUN VISORS & IN-SIDE REAR VIEW MIRROR													
**Assembly - Sun Visor	- 2	Vinyl, Steel & Polyure	Assembly	Injection Molding Stamping	(3.11)	2.18	--	--	--	--	--	2.0000	
**Assembly - Inside Rearview Mirror	P 1	Steel, Glass, Rubber & Plastic	Assembly	Injection Molding Stamping	--	1.03	--	--	1.0000	.1000		1.1000	
**Fasteners	P -	Steel	Coil	Stamping	--	.03	--	--	.0109	.0011		.0120	
TOTAL-02G01-SUN VISORS & INSIDE REARVIEW MIRROR	-	--	--	--	--	3.24	--	--	1.0109	.1011		1.1120	3.1120
02E02 - WEATHERSTRIP													
*Seal-Hood Rear	P 1	Rubber	Sheet	Molding	(1.02)	.61	--	--	.5000	.0500		.5500	.5500
Fasteners	P -	Plastic	Granulated	Injection Molding	(.06)	.02	--	--	.0073	.0007		.0080	.0080
TOTAL 02E02 - WEATHERSTRIP	-	--	--	--	--	.63	--	--	.5073	.0507		.5580	.5580

* NO PROCESS SHEETS
 **NOT ESTIMATED IN DETAIL

MATERIALS STUDY
 Vehicle - 1975 CHEVELLE
 TASK NO. - IX

63

PRODUCT -

Part Description	No. Oper.	ANALYSIS		WEIGHT #		DIRECT MATERIAL COST (\$)				Total Var. Mf.B. Cost		
		Material Grade	Form	Cond.	Rough	Fin.	Raw	Scrap	Other		Vendor Profit	Total
Usage												
05E02 - WEATHERSTRIP												
*Weatherstrip - Deck Lid Opening	P 1	Rubber	Granulated	Injection Molding	(1.01)	.63	--	--	.8091	.0809	.8900	.8900
TOTAL - 05E02 - WEATHERSTRIP	-	--	--	--	--	.63	--	--	.8091	.0809	.8900	.8900
06E02 - WEATHERSTRIP												
*Weatherstrip - Door Opening	P 2	Rubber	Bulk	Injection Molding	(1.94)	1.06	--	--	3.1818	.3182	3.5000	3.5000
*Retainer-Door Opening Weatherstrip FROM	P 2	Vinyl Coated Steel	Granulated Coil	Injection Molding Stamping	(2.52)	1.76	--	--	1.1538	.1154	1.2692	1.2692
*Retainer-Door Opening Weatherstrip Rear	P 2	Vinyl Coated Steel	Granulated Coil	Injection Molding Stamping	(1.05)	.56	--	--	.5095	.0509	.5604	.5604
TOTAL - 06E02 - WEATHERSTRIP	-	--	--	--	--	3.38	--	--	4.8451	.4845	5.3296	5.3296

* NO PROCESS SHEETS
 **NOT ESTIMATED IN DETAIL

MATERIALS STUDY

Vehicle - 1975 CHEVELLE

TASK NO. - IX

64

PRODUCT -

Part Description	No. Oper. Usage	ANALYSIS			WEIGHT #		DIRECT MATERIAL COST (\$)					Total Var. Mfg. Cost	
		Material Grade	Form	Cond.	Rough	Fin.	Raw	Scrap	Other	Vendor Profit	Total		
07E02 - WEATHERSTRIP													
*Weatherstrip - Door	P 2	Rubber	Bulk	Injection Molding	(1.78)	1.22	--	--	3.7273	.3727		4.1000	4.1000
*Fasteners	P -	Plastic	Granulated	Injection Molding	(.08)	.04	--	--	.0145	.0015		.0160	.0160
TOTAL - 07E02 - WEATHERSTRIP	- -	--	--	--	--	1.26	--	--	3.7418	.3742		4.1160	4.1160

MATERIALS STUDY

Vehicle - 1975 CHEVELLE

TASK NO. - IX

65

PRODUCT -

Part Description PRODUCT PLANNING GROUP VII	No. Oper. Usage	ANALYSIS			WEIGHT #		DIRECT MATERIAL COST (\$)					Total Var. Mfg. Cost	
		Material Grade	Form	Cond.	Rough	Fin.	Raw	Scrap	Other	Vendor Profit	Total		
A. POWER PLANT	-	--	--	--	--	647.07	--	--	--	--	--	--	365.0000
B. FINAL DRIVE & BRAKE	-	--	--	--	108.32	320.92	5.9768	.1576	27.0731	2.7661	35.8964	138.9382	
31A - PROP SHAFT	-	--	--	--	--	16.50	--	--	--	--	--	8.0000	
31B - REAR AXLE	-	--	--	--	--	163.09	--	--	--	--	--	75.0000	
35A01 - FRONT BRAKES	-	--	--	--	57.90	70.33	2.2508	.0226	2.1346	.2135	4.6215	18.8465	
35A02 - REAR BRAKES	-	--	--	--	45.04	47.81	2.8763	.1265	4.3909	.4391	7.8334	13.3996	
35C - MASTER CYLINDER	-	--	--	--	--	7.00	--	--	5.9090	.5910	6.5000	6.5000	
35D01-BRAKE PEDAL & MOUNTING	-	--	--	--	5.38	4.45	.8497	.0085	.5687	.1150	1.4641	1.7147	
35E - BRAKE LINES	-	--	--	--	--	6.19	--	--	10.4853	1.0491	11.5344	11.5344	
36D01-PARKING BRAKE CONTROLS	-	--	--	--	--	3.19	--	--	1.0280	.1028	1.1308	1.1308	
36D02 -PARKING BRAKE CABLES	-	--	--	--	--	2.36	--	--	2.5566	.2556	2.8122	2.8122	

MATERIALS STUDY

Vehicle - 1975 CHEVELLE

TASK NO. - IX

66

PRODUCT -

Part Description PRODUCT PLANNING GROUP VII	No. Oper. Usage	ANALYSIS		WEIGHT #		DIRECT MATERIAL COST (\$)					Total Var. Mfg. Cost	
		Material Grade	Form	Cond.	Rough	Fin.	Raw	Scrap	Other	Vendor Profit		Total
C. GENERAL CHASSIS TOTALS	-	--	--	--	--	1,026.50	76,9136	1,1712	156,9756	15,8990	250,9599	344,6647
32A - FRAME	-	--	--	--	--	317.19	49,7292	.4976	2,0546	.2054	52,4868	64,7519
01A01C-BODY MOUNTS	-	--	--	--	--	11.79	--	--	4,1755	.4177	4,5932	4,5932
30B04 - RADIATOR	-	--	--	--	--	13.80	--	--	11,0999	1,1101	12,2100	12,2100
30B06-THROTTLE CONTROLS	-	--	--	--	--	1.61	--	--	1,5755	.1576	1,7331	1,7331
30B09 - ENGINE SUPPORTS	-	--	--	--	--	6.44	.3232	.0033	1,0691	.1069	1,5025	2,2835
33A01 - FRONT SUSPENSION	-	--	--	--	--	78.94	11,0082	.1351	3,2417	.3047	14,6897	21,0692
33B01 - REAR SUSPENSION	-	--	--	--	--	32.19	4,5469	.2313	1,8028	.4124	6,9934	7,9730
33A02 - FRONT SHOCK ABSORBERS	-	--	--	--	--	4.40	--	--	.0545	.0055	.0600	1,4200
33B02 - REAR SHOCK ABSORBERS	-	--	--	--	--	7.31	--	--	.0909	.0091	.1000	1,8000
33A03 - ANTI-SWAY BAR	-	--	--	--	--	12.75	1,4140	.0141	1,1164	.1096	2,6541	2,7686
34A - STEERING GEAR	-	--	--	--	--	17.52	--	--	.1891	.0189	.2080	10,4080

MATERIALS STUDY

Vehicle - 1975 CHEVELLE

TASK NO. - IX

PRODUCT -

67

Part Description PRODUCT PLANNING GROUP VII	No. Oper. Usage	ANALYSIS		WEIGHT #		DIRECT MATERIAL COST (\$)					Total Var. Mfg. Cost	
		Material Grade	Form	Cond.	Rough	Fin.	Raw	Scrap	Other	Vendor Profit		Total
C. GENERAL CHASSIS (CONTINUED)												
34B01-STEERING LINKAGE	-	--	--	--	--	22.10	2.0670	.0174	5.0553	.5057	7.6454	11.8061
34B02-STEERING KNUCKLES	-	--	--	--	--	36.16	3.0216	.2244	3.8888	.3888	7.5236	12.5845
34C - STEERING COLUMN	-	--	--	--	--	23.37	--	--	--	--	--	20.0000
36A01 - ROAD WHEELS	-	--	--	--	--	115.93	--	--	16.0455	1.6045	17.6500	17.6500
36A02 - TIRES	-	--	--	--	--	140.00	--	--	68.1825	6.8175	75.0000	75.0000
36A02A - TIRE VALVE STEM	-	--	--	--	--	.13	--	--	.6818	.0682	.7500	.7500
36B - GEAR SHIFT CONTROLS	-	--	--	--	--	3.44	--	--	1.4100	.1410	1.5510	1.5510
36C - CLUTCH PEDAL	-	--	--	--	--	2.76	.3374	.0034	.9952	.0912	1.4272	1.5466
36C02 - CLUTCH LINKAGE	-	--	--	--	--	3.02	--	--	.9619	.0961	1.0580	1.0580
36E - EXHAUST SYSTEM	-	--	--	--	--	75.59	--	--	16.4547	1.6453	18.1000	48.0200
36F01 - FUEL TANK AND LINES	-	--	--	--	--	49.67	4.4661	.0446	7.3714	.7371	12.6192	13.3838

MATERIALS STUDY

Vehicle - 1975 CHEVELLE

TASK NO. - IX

68

PRODUCT -

Part Description	No. Oper. Usage	ANALYSIS			WEIGHT #		DIRECT MATERIAL COST (\$)					Total Var. Mfg. Cost
		Material Grade	Form	Cond.	Rough	Fin.	Raw	Scrap	Other	Vendor Profit	Total	
C. GENERAL CHASSIS (CONTINUED)												
36F02A - EVAPORATIVE CONTROL SYSTEM	-	--	--	--	--	3.67	--	--	2.3948	.2394	2.6342	3.2842
36L - TOOLS	-	--	--	--	--	10.78	--	--	2.8818	.2882	3.1700	3.1700
37 - INDIRECT MATERIALS	-	--	--	--	--	35.94	--	--	3.5001	.3499	3.8500	3.8500
D. ELECTRICAL TOTALS	-	--	--	--	--	83.42	1.2504	.3350	19.3414	1.9261	34.1065	76.5442
01C01 - DIMMER SWITCH	-	--	--	--	--	.19	--	--	.2727	.0273	.3000	.3000
02B01 - WINDSHIELD WIPERS	-	--	--	--	--	9.96	--	--	5.9528	.5952	6.5480	12.6680
06C01 - DOME LAMP AND WIRING	-	--	--	--	--	.26	--	--	.7293	.0730	.8023	.8023
15C01 - SEAT SENSOR SWITCH	-	--	--	--	--	.08	--	--	.3215	.0321	.3536	.3536
22C63 - BODY WIRING	-	--	--	--	--	10.48	10.5024	.3150	7.5444	.7465	19.1083	20.9850
36H01 - BATTERY	-	--	--	--	--	33.00	--	--	--	--	--	6.8000

MATERIALS STUDY

Vehicle - 1975 CHEVELLE

TASK NO. - IX

PRODUCT -

69

Part Description PRODUCT PLANNING GROUP VII	No. Oper. Usage	ANALYSIS		WEIGHT #		DIRECT MATERIAL COST (\$)					Total Var. Mfg. Cost	
		Material Grade	Form	Cond.	Rough	Fin.	Raw	Scrap	Other	Vendor Profit		Total
D. ELECTRICAL (CONTINUED)												
36H02 - BATTERY CABLES	-	--	--	--	--	.50	--	--	.4545	.0455	.5000	.5000
36H03 - TURN SIGNAL SWITCH AND LEVER	-	--	--	--	--	.40	--	--	2.0659	.2065	2.2724	2.2724
36H04 - EMERGENCY FLASHER	-	--	--	--	--	.02	--	--	.0491	.0049	.0540	.0540
36H05 - CHASSIS WIRING	-	--	--	--	--	2.33	2.0016	.0200	--	--	2.0216	4.3526
36H06 - HORN	-	--	--	--	--	1.98	--	--	.5385	.0538	.5923	1.2023
80H01 - HEATER	-	--	--	--	--	14.54	--	--	--	--	--	18.3600
80H02 - HEATER CONTROLS	-	--	--	--	--	1.31	--	--	--	--	--	2.6200
80H03 - DEFROSTER	-	--	--	--	--	1.50	--	--	.6818	.0682	.7500	.7500
80V01 - FRESH AIR VENT SYSTEM	-	--	--	--	--	5.69	--	--	.2818	.0282	.3100	3.2800
80W - WINDSHIELD WASHERS	-	--	--	--	--	1.08	--	--	1.1309	.1131	1.2440	1.2440

* NO PROCESS SHEETS
 **NOT ESTIMATED IN DETAIL

MATERIALS STUDY
 Vehicle - 1975 CHEVELLE
 TASK NO. - IX

70

PRODUCT -

Part Description	No. Oper. Usage	ANALYSIS			WEIGHT #		DIRECT MATERIAL COST (\$)					Total Var. Mfg. Cost	
		Material Grade	Form	Cond.	Rough	Fin.	Raw	Scrap	Other	Vendor Profit	Total		
31A - PROP SHAFT	/												
**Assembly - Prop Shaft Complete	- 1	Steel & Bar & G. Iron Bulk		Foundry Machining	--	16.50	--	--	--	--	--	8.0000	
**TOTAL 31A - PROP SHAFT	- -	--	--	--	--	16.50	--	--	--	--	--	8.0000	
31B - REAR AXLE	/												
**Assembly - Rear Axle Complete	- 1	Various	--	--	--	163.09	--	--	--	--	--	75.0000	
**TOTAL 31B - REAR AXLE	- -	--	--	--	--	163.09	--	--	--	--	--	75.0000	
35A01 - FRONT BRAKES	/												
Hub and Rotor	2 / 2	Cast Iron		Pearlitic Foundry Casting	54.00	44.00	1.5250	.0152	--	--	--	1.5402	9.7417
*Housing-Front Disc Brake Caliper	- 2	Cast Iron		Pearlitic Foundry Casting	(18.50)	16.80	--	--	--	--	--	--	3.7032
Assembly-Front Disc Brake Splash Shield	3 / 2	Steel Galvanized	Coil	Stamping	3.90	2.12	.7258	.0074	--	--	--	.7332	1.3052

* NO PROCESS SHEETS
 **NOT ESTIMATED IN DETAIL

MATERIALS STUDY
 Vehicle - 1975 CHEVELLE
 TASK NO. - IX

71

PRODUCT -

Part Description	No. Oper	Usage	ANALYSIS			WEIGHT #		DIRECT MATERIAL COST (\$)					Total Var. Mfg. Cost
			Material Grade	Form	Cond.	Rough	Fin.	Raw	Scrap	Other	Vendor Profit	Total	
35A01 - FRONT BRAKES (CONTINUED)													
*Assembly-Front Disc Brake Shoe & Lining On Board	P	2	Steel & Asbestos	Coil	Stamping	(2.75)	2.00	--	--	.6237	.0624	.6861	.6861
*Assembly-Front Disc Brake Shoe & Lining Inboard	-	2	Steel & Asbestos	Coil	Stamping	(2.13)	1.44	--	--	--	--	--	.6127
*Piston - Front Disc Brake	-	2	Steel	Bar	Cold Extruding	(3.01)	2.63	--	--	--	--	--	1.1356
*Boot-Front Disc Brake Piston	P	2	Rubber & Steel	Coil	Stamping	(.15)	.10	--	--	.4545	.0455	.5000	.5000
*Spacer-Front Disc Brake	P	4	Steel	Coil	Stamping	(.13)	.09	--	--	.1273	.0127	.1400	.1400
*Fitting-Front Disc Brake Bleeder	P	2	Steel	Bar	Turning	(.14)	.11	--	--	.0545	.0055	.0600	.0600
*Washer-Front Disc Brake Bleeder Fitting	P	4	Steel	Coil	Stamping	--	.01	--	--	.0036	.0004	.0040	.0040
*Fitting - Front Disc Brake Grease	P	2	Steel	Bar	Turning	(.04)	.02	--	--	.0364	.0036	.0400	.0400
*Protector-Front Disc Brake Grease Fitting	P	2	Plastic	Bar	Turning	--	.01	--	--	.0091	.0009	.0100	.0100
*Screw - Front Disc Brake Mounting	P	4	Steel	Rod	Cold Heading	(.72)	.60	--	--	.4727	.0473	.5200	.5200
*1/2" Ring-Front Disc Brake Mounting Screw	P	4	Rubber	Sheet	Molding	--	.01	--	--	.0073	.0007	.0080	.0080

* NO PROCESS SHEETS
 **NOT ESTIMATED IN DETAIL

MATERIALS STUDY

Vehicle - 1975 CHEVELLE

TASK NO. - IX

72

PRODUCT -

Part Description	No. Oper Usage	ANALYSIS			WEIGHT #		DIRECT MATERIAL COST (\$)					Total Var. Mfg. Cost
		Material Grade	Form	Cond.	Rough	Fin.	Raw	Scrap	Other	Vendor Profit	Total	
PPG VII												
35A01 - FRONT DISC BRAKE (CONTINUED)												
**10" Ring-Front Disc Brake Mounting Screw	P 4	Rubber	Sheet	Molding	--	.02	--	--	.0182	.0018		.0200
Seal - Front Disc Brake Piston	P 2	Rubber	Sheet	Stamping	--	.03	--	--	.0364	.0036		.0400
Stud - Front Wheel Mounting	P 10	Steel	Bar	Cold Heading	(.4420)	.34	--	--	.2909	.0291		.3200
TOTAL - 35A01 - FRONT BRAKES						70.33	2.2508	.0226	2.1346	.2135	4.6215	18.8465
35A02 - REAR BRAKES												
Drum - Rear Brake	15 2	Cast Iron	Pearlite	Casting	34.86	31.00	2.0184	.1171	--	--	2.1355	4.3466
Assembly-Rear Brake Backing Plate	6 2	Steel	Coil	Stamping	8.02	6.68	.5608	.0070	.3273	.0327	.9278	1.8016
**Assembly-Rear Brake Cylinder	P 2	Cast Iron & Rubber	Grey Iron	Casting	--	1.92	--	--	2.7273	.2727	3.0000	3.0000
*Assembly-Rear Brake Primary Shoe & Lining	- 2	Steel & Asbestos	Coil	Stamping	(2.93)	2.44	--	--	--	--	--	1.0342
*Assembly-Rear Brake Secondary Shoe and Lining	- 2	Steel & Asbestos	Coil	Stamping	(3.14)	2.62	--	--	--	--	--	1.1342

* NO PROCESS SHEETS
 **NOT ESTIMATED IN DETAIL

MATERIALS STUDY

Vehicle - 1975 CHEVELLE
 TASK NO. - IX

PRODUCT -

73

Part Description	No. Oper	Usage	ANALYSIS		WEIGHT #		DIRECT MATERIAL COST (\$)					Total Var. Mfg. Cost	
			Material Grade	Form	Cond.	Rough	Fin.	Raw	Scrap	Other	Vendor Profit		Total
35A02 - REAR BRAKES (CONTINUED)													
Lever-Rear Brake Adjusting	1 2		Steel	Coil	Stamping	.62	.34	.0798	.0008	--	--	.0806	.1674
Extension-Rear Brake Adjusting Lever	1 2		Steel H.R.P.O	Coil	Stamping	.18	.04	.0238	.0002	--	--	.0240	.0402
Lever-Rear Brake Operating	1 2		Steel H.R.P.O	Coil	Stamping	.84	.72	.1260	.0013	--	--	.1273	.2522
Strut-Rear Brake Shoe	1 2		Steel H.R.P.O	Coil	Stamping	.38	.36	.0570	.0006	--	--	.0576	.1196
Washer-Rear Brake Anchor Pin	1 2		Steel H.R.P.O	Coil	Stamping	.14	.06	.0105	.0001	--	--	.0106	.0336
SUBTOTAL - DRUM, LEVER AND STRUT	-	-	--	--	--	45.04	46.18	2.8763	.1265	3.0546	.3054	6.3634	11.9296
**Spring-Rear Brake Shoe Return	P 4		Steel Wire	Wire	Spring Winding	--	.04	--	--	.0545	.0055	.0600	.0600
**Hook-Rear Brake	P 2		Steel Wire	Wire	Spring Winding	--	.08	--	--	.0909	.0091	.1000	.1000
**Spring - Rear Brake Shoe Return	P 2		Steel Wire	Wire	Spring Winding	--	.12	--	--	.1545	.0155	.1700	.1700
**Assembly-Rear Brake Adjusting Screw and Starwheel	P 2		Steel	--	--	--	.38	--	--	.2727	.0273	.3000	.3000

* NO PROCESS SHEETS
 **NOT ESTIMATED IN DETAIL

MATERIALS STUDY

Vehicle - 1975 CHEVELLE

74

TASK NO. - IX

PRODUCT -

Part Description	No. Oper.	ANALYSIS			WEIGHT #		DIRECT MATERIAL COST (\$)					Total Var. Mfg. Cost
		Material Grade	Form	Cond.	Rough	Fin.	Raw	Scrap	Other	Vendor Profit	Total	
35A02 - REAR BRAKES (CONTINUED)												
**Pin-Rear Brake Shoe Hold Down	P / 4	Steel	Wire	Cold Heading	--	.04	--	--	.0182	.0018	.0200	.0200
**Retainer - Rear Brake Shoe Hold	P / 4	Steel	Wire	Cold Heading	--	.04	--	--	.0182	.0018	.0200	.0200
**Washer - Rear Brake	P / 2	Steel	Sheet	Stamping	--	.01	--	--	.0036	.0004	.0040	.0040
**Washer-Rear Brake Shoulder	P / 2	Steel	Sheet	Stamping	--	.02	--	--	.0182	.0018	.0200	.0200
**Spring - Rear Brake Adjusting Lever	P / 2	Steel Wire	Wire	Spring Winding	--	.02	--	--	.0273	.0027	.0300	.0300
**Spring - Rear Brake	P / 2	Steel Wire	Wire	Spring Winding	--	.06	--	--	.0782	.0078	.0860	.0860
**Spring - Rear Brake	P / 2	Steel Wire	Wire	Spring Winding	--	.12	--	--	.1545	.0155	.1700	.1700
**Spring - Rear Brake	P / 2	Steel Wire	Wire	Spring Winding	--	.02	--	--	.0273	.0027	.0300	.0300
**Spring - Rear Brake	P / 2	Steel Wire	Wire	Spring Winding	--	.14	--	--	.1818	.0182	.2000	.2000
**Spring - Rear Brake	P / 2	Steel Wire	Wire	Spring Winding	--	.04	--	--	.0546	.0054	.0600	.0600
Fasteners	P -	Steel	Sheet	Stamping	(1.65)	.50	--	--	.1818	.0182	.2000	.2000

* NO PROCESS SHEETS

**NOT ESTIMATED IN DETAIL

MATERIALS STUDY

Vehicle - 1975 CHEVELLE

TASK NO. - IX

PRODUCT - _____

75

Part Description	No. Oper.	Usage	ANALYSIS			WEIGHT #		DIRECT MATERIAL COST (\$)					Total Var. Mfg. Cost	
			Material Grade	Form	Cond.	Rough	Fin.	Raw	Scrap	Other	Vendor Profit	Total		
PPG VII														
35A02 - REAR BRAKES (CONTINUED)														
SUBTOTAL - REAR BRAKE PIN, WASHER, & SPRING	-	-	--	--	--	(1.65)	1.63	--	--	1.3363	.1337	1.4700	1.4700	
TOTAL - 35A02 - REAR BRAKES	-	-	--	--	--	45.04	47.81	2.8763	.1265	4.3909	.4391	7.8334	13.3996	
35C - BRAKE MASTER CYLINDER														
**Assembly - Brake Master Cylinder	P	1	--	--	--		7.00	--	--	5.9090	.5910	6.5000	6.5000	
**TOTAL 35C - BRAKE MASTER CYLINDER	-	-	--	--	--		7.00	--	--	5.9090	.5910	6.5000	6.5000	
35D01 - BRAKE PEDAL AND MOUNTING														
Bracket - Brakes & Clutch Pedal Mounting	4	1	Steel C.R.C.O	Coil	Stamping	3.09	1.91	.4373	.0044	.1400	--	.5817	.6140	
Assembly - Brake Pedal	7	1	Steel H.R.P.O	Coil	Stamping	2.29	1.97	.4124	.0041	.1427	--	.5592	.6910	
Bushing - Brake Pedal	P	1	Steel	Bar	Turning	(.07)	.06	--	--	.0663	.0066	.0729	.0729	

* NO PROCESS SHEETS

**NOT ESTIMATED IN DETAIL

MATERIALS STUDY

Vehicle - 1975 CHEVELLE

TASK NO. - IX

76

PRODUCT -

Part Description	No. Oper. Usage	ANALYSIS			WEIGHT #		DIRECT MATERIAL COST (\$)					Total Var. Mfg. Cost	
		Material Grade	Form	Cond.	Rough	Fin.	Raw	Scrap	Other	Vendor Profit	Total		
PPG VII													
35D01 - BRAKE PEDAL & MOUNTING (CONTINUED)													
Bushing - Brake Pedal	P 2	Nylon	Bar	Turning	(.04)	.01	--	--	.0071	.0007		.0078	.0078
Pad - Brake Pedal	P 1	Rubber	Sheet	Molding	(.11)	.09	--	--	.0853	.0085		.0938	.0938
Bracket-Brake and Clutch Pedal Switch MOUNTING	P 1	Steel H.R.P.O	Coil	Stamping	(.14)	.11	--	--	.0865	.0087		.0952	.0952
Fasteners	P -	Steel	Coil	Stamping	(.31)	.30	--	--	.1273	.0127		.1400	.1400
TOTAL 35D01 - BRAKE PEDAL & MOUNTING	-	--	--	--	5.38	4.45	.8497	.0085	.5687	.1150	1.4641	1.7147	1.7147
35E - BRAKE LINES													
**Assembly - Combination Valve	P 1	Cast Iron, Brass & Rubber	--	--	--	1.94	--	--	3.4090	.3410	3.7500	3.7500	3.7500
**Assembly - Combination Valve to Master Cylinder Tube Front	P 1	Steel	--	--	--	.25	--	--	.4818	.0482	.5300	.5300	.5300
**Assembly - Combination Valve to Master Cylinder Tube Rear	P 1	Steel	--	--	--	.31	--	--	.6090	.0610	.6700	.6700	.6700
**Assembly-Combination Valve to Right Front Brake Valve	P 1	Steel	--	--	--	.28	--	--	.5454	.0546	.6000	.6000	.6000

* NO PROCESS SHEETS
 **NOT ESTIMATED IN DETAIL

MATERIALS STUDY
 Vehicle - 1975 CHEVELLE
 TASK NO. - IX

PRODUCT -

77

Part Description	No. Oper.	Usage	ANALYSIS			WEIGHT #		DIRECT MATERIAL COST (\$)				Total Var. Mfg. Cost	
			Material Grade	Form	Cond.	Rough	Fin.	Raw	Scrap	Other	Vendor Profit		Total
PPG VII													
35E - BRAKE LINES (CONTINUED)													
**Assembly-Combination Valve to Left Front Brake Valve	P	1	Steel	--	--	--	--	.09	--	--	.1818	.0182	.2000
**Assembly-Combination Valve to Rear Axle Hose Tube	P	1	Steel	--	--	--	--	.63	--	--	1.2090	.1210	1.3300
**Assembly-Rear Axle Hose to Left Rear Brake Tube	P	1	Steel	--	--	--	--	.28	--	--	.2727	.0273	.3000
**Assembly-Rear Axle Hose to Right Rear Brake Tube	P	1	Steel	--	--	--	--	.28	--	--	.2727	.0273	.3000
**Assembly - Front Brake Hose	P	2	Steel, Brass, Rubber	--	--	--	--	.50	--	--	1.8181	.1819	2.0000
**Assembly-Rear Axle Brake Hose	P	1	Brass, Steel & Rubber	--	--	--	--	.31	--	--	1.1364	.1136	1.2500
Bracket-Front Brake Hose	P	2	Steel	Coil	Stamping		(.65)	.50	--	--	.2258	.0226	.2484
**Clip - Brake Tube	P	15	Steel	Coil	Stamping		--	.38	--	--	.1636	.0164	.1800
Fasteners	P	-	Steel	Coil	Stamping		(.57)	.44	--	--	.1600	.0160	.1760
TOTAL - 35E BRAKE LINES	-	-	--	--	--		--	6.19	--	--	10.4853	1.0491	11.5344

* NO PROCESS SHEETS
 **NOT ESTIMATED IN DETAIL

MATERIALS STUDY

Vehicle - 1975 CHEVELLE
 TASK NO. - IX

78

PRODUCT -

Part Description	No. Oper Usage	ANALYSIS			WEIGHT #		DIRECT MATERIAL COST (\$)					Total Var. Mfg. Cost	
		Material Grade	Form	Cond.	Rough	Fin.	Raw	Scrap	Other	Vendor Profit	Total		
36D01 - PARKING BRAKE CONTROLS													
Housing - Parking Brake Control	P 1	Steel	Coil	Stamping	(2.02)	1.43	--	--	.4005	.0401		.4406	.4406
Pedal - Parking Brake Control	P 1	Steel	Coil	Stamping	(1.25)	.89	--	--	.3095	.0310		.3405	.3405
Lever - Parking Brake Control	P 1	Steel	Coil	Stamping	(.22)	.16	--	--	.0435	.0044		.0479	.0479
Bracket-Parking Brake Control Pedal Gear	P 1	Steel	Coil	Stamping	(.26)	.19	--	--	.0442	.0044		.0486	.0486
Lever - Parking Brake Control Pedal	P 1	Steel	Coil	Stamping	(.11)	.08	--	--	.0284	.0028		.0312	.0312
Sector - Parking Brake Control Gear	P 1	Steel	Coil	Stamping	(.31)	.22	--	--	.0830	.0083		.0913	.0913
Stop-Parking Brake Control Gear Sector	P 1	Steel	Coil	Stamping	(.16)	.11	--	--	.0353	.0035		.0388	.0388
Pad - Parking Brake Pedal	P 1	Rubber	Sheet	Molding	(.07)	.05	--	--	.0654	.0065		.0719	.0719
Fasteners	P -	Steel	Bar	Machining	(.06)	.05	--	--	.0182	.0018		.0200	.0200
TOTAL - 36D01 - PARKING BRAKE CONTROLS	- -	--	--	--	--	3.19	--	--	1.0280	.1028		1.1308	1.1308

* NO PROCESS SHEETS
 **NOT ESTIMATED IN DETAIL

MATERIALS STUDY

Vehicle - 1975 CHEVELLE
 TASK NO. - IX

PRODUCT -

Part Description	No. Oper Usage	ANALYSIS			WEIGHT #		DIRECT MATERIAL COST (\$)					Total Var. Mfg. Cost	
		Material Grade	Form	Cond.	Rough	Fin.	Raw	Scrap	Other	Vendor Profit	Total		
PPG VII													
36D02 - PARKING BRAKE CABLE													
**Assembly-Parking Brake Front Cable	P 1	Steel	--	--	--	.88	--	--	.6818	.0682	.7500	.7500	
**Assembly-Parking Brake Intermediate Cable	P 1	Steel	--	--	--	.38	--	--	.2727	.0273	.3000	.3000	
**Assembly-Parking Brake Rear Cable	P 1	Steel	--	--	--	.72	--	--	1.3637	.1363	1.5000	1.5000	
Hook-Parking Brake Intermediate Cable	P 1	Steel Wire	Wire	Forming	(.15)	.13	--	--	.1000	.0100	.1100	.1100	
Hook - Parking Brake Intermediate	P 2	Steel Wire	Wire	Forming	(.31)	.25	--	--	.1384	.0138	.1522	.1522	
TOTAL - 36D02 - PARKING BRAKE CABLE	-	--	--	--	--	2.36	--	--	2.5566	.2556	2.8122	2.8122	

* NO PROCESS SHEETS
 **NOT ESTIMATED IN DETAIL

MATERIALS STUDY
 Vehicle - 1975 CHEVELLE
 TASK NO. - IX

PRODUCT - _____ 80

Part Description	No. Oper./Usage	ANALYSIS			WEIGHT #		DIRECT MATERIAL COST (\$)				Total Var. Mfg. Cost	
		Material Grade	Form	Cond.	Rough	Fin.	Raw	Scrap	Other	Vendor Profit		Total
32A - FRAME												
Crossmember - Frame Center	7 1	Steel H.R.D.Q.	Coil	Stamping	24.27	--	3.1157	.0312	--	--	3.1469	3.8719
Gusset	1 3	Steel H.R.D.Q.	Coil	Stamping	5.20	--	.8256	.0084	--	--	.8340	.9186
Rail-Frame Center Side	5 2	Steel H.R.D.Q.	Coil	Stamping	42.76	--	5.3388	.0534	--	--	5.3922	6.3186
Assembly - Rear Outer Frame Rail	8 2	Steel H.R.D.Q.	Coil	Stamping	52.32	--	6.7158	.0672	--	--	6.7830	8.8896
Assembly-Rear Outer Frame Rail	7 2	Steel H.R.D.Q.	Coil	Stamping	46.68	--	5.9924	.0600	--	--	6.0524	7.5442
Reinforcement-Rear Frame Crossmember	1 1	Steel H.R.D.Q.	Coil	Stamping	6.60	--	.8142	.0081	--	--	.8223	.8520
Bracket - Frame. Rear	4 2	Steel H.R.D.Q.	Coil	Stamping	6.66	--	.8862	.0088	--	--	.8950	1.1716
Reinforcement-Rear Spring Mounting	5 2	Steel H.R.D.Q.	Coil	Stamping	11.35	--	1.5082	.0150	--	--	1.5232	1.9290
SUBTOTAL-CROSSMEMBER, FRAME & BRACKET	- -	-- --	-- --	-- --	195.84	--	25.1969	.2521	--	--	25.4490	31.4955

* NO PROCESS SHEETS

**NOT ESTIMATED IN DETAIL

MATERIALS STUDY

Vehicle - 1975 CHEVELLE

TASK NO. - IX

PRODUCT -

81

Part Description	No. Oper. Usage	ANALYSIS			WEIGHT #		DIRECT MATERIAL COST (\$)					Total Var. Mfg. Cost
		Material Grade	Form	Cond.	Rough	Fin.	Raw	Scrap	Other	Vendor Profit	Total	
32A - FRAME (CONTINUED)												
Panel - Engine Front Support Crossmember Lower	5	Steel	Coil	Stamping	21.37	--	2.6677	.0267	--	--	2.6944	3.0453
Panel - Engine Front Support Crossmember Upper	5	Steel H.R.D.Q	Coil	Stamping	16.31	--	2.0930	.0209	--	--	2.1139	2.4371
Space - Frame	1	Steel	Coil	Stamping	.63	--	.0842	.0008	--	--	.0850	.1001
Panel - Frame Rail Front Outer	7	Steel	Coil	Stamping	52.22	--	6.5200	.0652	--	--	6.5852	8.7614
Panel - Frame Rail Front Inner	7	Steel	Coil	Stamping	50.04	-	6.2482	.0624	--	--	6.3106	8.4868
Bracket - Frame Front Hanger	3	Steel	Coil	Stamping	9.69	--	1.2886	.0128	--	--	1.3014	1.5030
Tower-Front Shock Absorber Mounting	5	Steel	Coil	Stamping	19.26	--	2.6258	.0262	--	--	2.6520	3.1624
SUBTOTAL - PANEL, FRAME & SHOCK ABSORBER MOUNTING	-	--	--	--	169.53	--	21.5275	.2150	--	--	21.7425	27.4961
Crossmember-Frame Engine Rear Support	5	Steel	Tubing	Machining	25.07	--	3.0048	.0305	--	--	3.0353	3.5003
Bracket-Frame Engine Rear Support Crossmember	1	Steel		Stamping	--	--	--	--	.3591	--	.3591	.3950

* NO PROCESS SHEETS
 **NOT ESTIMATED IN DETAIL

MATERIALS STUDY
 Vehicle - 1975 CHEVELLE
 TASK NO. - IX

82

PRODUCT -

Part Description	No. Oper.	ANALYSIS			WEIGHT #		DIRECT MATERIAL COST (\$)				Total Var. Mfg. Cost	
		Material Grade	Form	Cond.	Rough	Fin.	Raw	Scrap	Other	Vendor Profit		Total
PPG VII	Usage											
32A - FRAME (CONTINUED)												
SUBTOTAL - FRAME ENGINE REAR CROSSMEMBER ASSEMBLY	-	--	--	--	--	27.21	3.0048	.0305	.3591	.0359	3.4303	3.8953
Strut - Frame-to-Fender	P 2	Steel	Tubing	Machining	--	2.46	--	--	.6558	.0656	.7214	.7214
Bracket - Frame Out-rigger	P 2	Steel	Coil	Stamping	--	1.46	--	--	.6542	.0654	.7196	.7196
Fasteners	P -	Steel	--	--	--	1.06	--	--	.3855	.0385	.4240	.4240
SUBTOTAL - STRUT, BRACKET & FASTENERS	-	--	--	--	--	4.98	--	--	1.6955	.1695	1.8650	1.8650
TOTAL - 32A - FRAME	-	--	--	--	390.44	349.38	49.7292	.4976	2.0546	.2054	52.4868	54.7519

* NO PROCESS SHEETS
 **NOT ESTIMATED IN DETAIL

MATERIALS STUDY

Vehicle - 1975 CHEVELLE

TASK NO. - IX

PRODUCT -

Part Description	No. Oper. / Usage	ANALYSIS			WEIGHT #		DIRECT MATERIAL COST (\$)					Total Var. Mfg. Cost
		Material Grade	Form	Cond.	Rough	Fin.	Raw	Scrap	Other	Vendor Profit	Total	
01A01C - BODY MOUNTS												
Assembly-Body Mount Cushion #1&2 - Upper	P / 4	Rubber & Steel	Coil	Stamping	(1.98)	1.75	--	--	.5447	.0545	.5992	.5992
Assembly-Body Mount Cushion #3-Upper	P / 2	Rubber & Steel	Coil	Stamping	(1.56)	.88	--	--	.2318	.0232	.2550	.2550
Cushion - Body Mount #4&5 - Upper	P / 4	Rubber	Sheet	Stamping	(1.28)	1.12	--	--	.7375	.0737	.8112	.8112
Assembly-Body Mount Cushion #6 - Upper	P / 2	Rubber & Steel	Coil	Stamping	(.95)	.88	--	--	.1876	.0188	.2064	.2064
Assembly - Body Mount Cushion #7 - Upper	P / 2	Rubber & Steel	Coil	Stamping	(.97)	.88	--	--	.2307	.0231	.2538	.2538
Assembly - Front End Sheet Metal Body Mount Upper	P / 2	Rubber & Steel	Coil	Stamping	(.90)	.88	--	--	.2724	.0272	.2996	.2996
Assembly-Body Mount Cushion #1, 2, & 7 Lower	P / 6	Rubber & Steel	Coil	Stamping	(1.75)	1.50	--	--	.5689	.0569	.6258	.6258
Assembly-Body Mount Cushion #3 - Lower	P / 2	Rubber & Steel	Coil	Stamping	(.65)	.50	--	--	.1840	.0184	.2024	.2024
Assembly - Body Mount Cushion #6 - Lower	P / 2	Rubber & Steel	Coil	Stamping	(.60)	.50	--	--	.1556	.0156	.1712	.1712
Assembly-Front End Sheet Metal Body Mount Lower	P / 1	Rubber & Steel	Coil	Stamping	(.65)	.50	--	--	.1896	.0190	.2086	.2086
Fasteners	P / -	Steel	Bar & Coil	Machining & Stamping	(3.12)	2.40	--	--	.8727	.0873	.9600	.9600

* NO PROCESS SHEETS

**NOT ESTIMATED IN DETAIL

MATERIALS STUDY

Vehicle - 1975 CHEVELLE

TASK NO. - IX

84

PRODUCT -

Part Description	No. Oper. Usage	ANALYSIS			WEIGHT #		DIRECT MATERIAL COST (\$)					Total Var. Mfg. Cost	
		Material Grade	Form	Cond.	Rough	Fin.	Raw	Scrap	Other	Vendor Profit	Total		
PPG VII													
01A01C - BODY MOUNTS (CONTINUED)													
TOTAL - 01A01C - BODY MOUNTS	-	--	--	--	(14.41)	11.79	--	--	4.1755	.4177	4.5932	4.5932	
**30B04 - RADIATOR													
**Assembly - Radiator Core	P 1	Tin, Copper Lead	--	--	--	12.50	--	--	10.0000	1.0000	11.0000	11.0000	
**Pad-Radiator Core Mounting	P 4	Rubber	--	--	--	.20	--	--	.1818	.0182	.2000	.2000	
**Assembly-Coolant Reserve Reservoir	P 1	Plastic	--	--	--	.76	--	--	.4545	.0455	.5000	.5000	
**Hose-Collant Reserve Reservoir to Radiator Core	P 1	Rubber	--	--	--	.07	--	--	.0909	.0091	.1000	.1000	
**Assembly-Radiator Core Cap	P 1	Steel & Brass	--	--	--	.11	--	--	.3091	.0309	.3400	.3400	
**Gasket - Radiator Core Cap	P 1	Paper	--	--	--	.01	--	--	.0091	.0009	.0100	.0100	
Fasteners	P -	Steel	Coil	Stamping	(.20)	.15	--	--	.0545	.0055	.0600	.0600	
TOTAL - 30B04 - RADIATOR	-	--	--	--	--	13.80	--	--	11.0999	1.1101	12.2100	12.2100	

* NO PROCESS SHEETS

**NOT ESTIMATED IN DETAIL

MATERIALS STUDY

Vehicle - 1975 CHEVELLE

TASK NO. - IX

85

PRODUCT -

Part Description	No. Oper. / Usage	ANALYSIS			WEIGHT #		DIRECT MATERIAL COST (\$)				Total Var. Mfg. Cost	
		Material Grade	Form	Cond.	Rough	Fin.	Raw	Scrap	Other	Vendor Profit		Total
30B06 - THROTTLE CONTROL												
Assembly-Accelerator Pedal Rod Support	P / 1	Steel & Wire	Coil	Stamping	(.93)	.50	--	--	.5436	.0544	.5980	.5980
Reinforcement-Accelerator Pedal Rod Support	P / 1	Steel	Coil	Stamping	(1.22)	.72	--	--	.3552	.0355	.3907	.3907
Pedal - Accelerator	P / 1	Polypropylene	Granulated	Injection Molding	(.34)	.14	--	--	.0849	.0085	.0934	.0934
**Support - Accelerator Pedal Rod	P / 1	Plastic	Granulated	Injection Molding	--	.09	--	--	.1818	.0182	.2000	.2000
**Assembly-Throttle Control Cable	P / 1	Plastic & Steel	--	--	--	.13	--	--	.3636	.0364	.4000	.4000
**Spring - Accelerator Pedal	P / 1	Steel Wire	Wire	Forming	--	.02	--	--	.0455	.0045	.0500	.0500
**Retainer - Accelerator	P / 1	Steel	Wire	Stamping	--	.01	--	--	.0009	.0001	.0010	.0010
TOTAL - 30B06 - THROTTLE CONTROL	- / -	--	--	--	(2.49)	1.61	--	--	1.5755	.1576	1.7331	1.7331

* NO PROCESS SHEETS
 **NOT ESTIMATED IN DETAIL

MATERIALS STUDY
 Vehicle - 1975 CHEVELLE
 TASK NO. - IX

86

PRODUCT -

Part Description	No. Oper. Usage	ANALYSIS			WEIGHT #		DIRECT MATERIAL COST (\$)					Total Var. Mfg. Cost	
		Material Grade	Form	Cond.	Rough	Fin.	Raw	Scrap	Other	Vendor Profit	Total		
30B09 - ENGINE SUPPORT													
Plate - Front Engine Support Lower	1	Steel H.R.D.Q	Coil	Stamping	(.83)	--	.1068	.0011	--	--		.1079	.1860
Cover - Front Engine Support	2	Steel H.R.D.Q	Coil	Stamping	(1.73)	--	.2164	.0022	--	--		.2186	.4515
*Insulator - Front Engine Support	P 2	Rubber	Sheet	Stamping	(.41)	--	--	--	.9091	.0909		1.0000	1.0000
*Reinforcement-Front Engine Support	- 4	Steel H.R.D.Q	Coil	Stamping	(1.61)	--	--	--	--	--		--	.4700
*Fasteners	P -	Steel	Coil & Machining	Stamping & Machining	(.57)	--	--	--	.1600	.0160		.1760	.1760
TOTAL 30B09 - ENGINE SUPPORT	-	--	--	--	--	6.44	.3232	.0033	1.0691	.1069		1.5025	2.2835

* NO PROCESS SHEETS
 **NOT ESTIMATED IN DETAIL

MATERIALS STUDY

Vehicle - 1975 CHEVELLE

TASK NO. - IX

PRODUCT -

87

Part Description	No. Oper. Usage	ANALYSIS			WEIGHT #		DIRECT MATERIAL COST (\$)					Total Var. Mfg. Cost
		Material Grade	Form	Cond.	Rough	Fin.	Raw	Scrap	Other	Vendor Profit	Total	
33A01 - FRONT SUSPENSION												
Arm - Front Suspension Upper Control	3 2	Steel H.R.D.Q	Coil	Stamping	6.79	--	1.8044	.0180	.0648	--	1.8872	2.2596
Washer-Front Suspension Upper Control Arm Cross Shaft	1 4	Steel C.R.D.Q	Coil	Stamping	.63	--	.0944	.0094	--	--	.1038	.1112
Retainer-Front Suspension Upper Control Arm Cross Shaft Outer	1 2	Steel C.R.D.Q	Coil	Stamping	1.14	--	.1814	.0018	.0288	--	.2120	.2612
Retainer-Front Suspension Upper Control Arm Cross Shaft Inner	1 2	Steel C.R.D.Q	Coil	Stamping	1.25	--	.1988	.0018	.0332	--	.2338	.2832
Housing-Front Suspension Upper Control Arm Ball Stud	2 2	Steel H.R.D.Q	Coil	Stamping	1.24	--	.1858	.0186	--	--	.2044	.3818
Plate-Front Suspension Upper Control Arm Ball Stud	2 2	Steel H.R.C.Q	Coil	Stamping	.78	--	.1014	.0010	--	--	.1024	.1746
*Bumper-Front Suspension Upper Control Arm Jounce	P 2	Rubber	Sheet	Molding	--	--	--	--	.1273	.0127	.1400	.1400
*Assembly-Front Suspension Upper Control Arm Cross Shaft Bushing	P 4	Steel & Rubber	Coil & Sheet	Stamping & Machining	--	--	--	--	.3273	.0327	.3600	.3600
*Boot-Front Suspension Upper Control Arm Ball Stud	P 2	Steel & Rubber	Coil & Sheet	Stamping & Machining	--	--	--	--	.2727	.0273	.3000	.3000
*Stud - Front Suspension Upper Control Arm Ball	1 2	Steel H.R.C.Q	Bar	Cold Heading	1.25	--	.3124	.0031	--	--	.3155	.8800

* NO PROCESS SHEETS
 **NOT ESTIMATED IN DETAIL

MATERIALS STUDY

Vehicle - 1975 CHEVELLE

TASK NO. - IX

88

PRODUCT -

Part Description	No. Oper.	ANALYSIS			WEIGHT #		DIRECT MATERIAL COST (\$)					Total Var. Mfg. Cost
		Material Grade	Form	Cond.	Rough	Fin.	Raw	Scrap	Other	Vendor Profit	Total	
PPG VII	Usage											
33A01 - FRONT SUSPENSION (CONTINUED)												
*Shaft-Front Suspension Upper Control Arm Cross	-	2	Steel H.R.C.Q	Machining	--	--	--	--	--	--	--	2.1000
*Pivot-Front Suspension Upper Control Arm Hollow	P	10	Steel	Cold Heading	--	--	--	--	.0545	.0055	.0600	.0600
*Rivet-Front Suspension Upper Control Arm	P	8	Steel	Cold Heading	--	--	--	--	.0655	.0065	.0720	.0720
SUBTOTAL-FRONT SUSPENSION UPPER CONTROL ARM	-	-	--	--	13.08	--	2.8786	.0537	.9741	.0847	3.9911	7.3836
Arm-Front Suspension Lower Control	4	2	Steel H.R.D.Q	Stamping	29.01	--	3.4770	.0348	.0676	--	3.5794	4.2100
Bracket-Front Suspension Lower Control Arm Ball Stud	1	2	Steel H.R.D.Q	Stamping	1.16	--	.1450	.0015	--	--	.1465	.1976
Housing-Front Suspension Lower Control Arm Ball Stud	2	2	Steel H.R.D.Q	Stamping	2.79	--	.3972	.0040	--	--	.4012	.6092
*Bearing-Front Suspension Lower Control Arm Ball Stud	P	2	Bronze Sintered	Pressure Forming	--	--	--	--	.3636	.0364	.4000	.4000
Seat-Front Suspension Lower Control Arm Ball Stud Lower	2	2	Steel H.R.D.Q	Stamping	.47	--	.0608	.0006	--	--	.0614	.1412
Retainer-Front Suspension Lower Control Arm Ball Stud Lower	1	2	Steel H.R.C.Q	Stamping	.47	--	.0608	.0006	--	--	.0614	.0884

* NO PROCESS SHEETS

**NOT ESTIMATED IN DETAIL

MATERIALS STUDY

Vehicle - 1975 CHEVELLE

PRODUCT -

TASK NO. - IX

89

Part Description	No. Oper	ANALYSIS			WEIGHT #		DIRECT MATERIAL COST (\$)					Total Var. Mfg. Cost
		Material Grade	Form	Cond.	Rough	Fin.	Raw	Scrap	Other	Vendor Profit	Total	
33A01 - FRONT SUSPENSION (CONTINUED)												
Assembly-Front Suspension Lower Control Arm Bushing	1 / 4	Steel H.R.C.Q	Coil	Stamping	--	--	--	--	--	--	--	1.0552
Retainer-Front Suspension Lower Control Arm Bushing	2 / 4	Steel C.R.D.Q	Coil	Stamping	1.76	--	.2388	.0024	--	--	.2412	.4440
*Boot-Front Suspension Lower Control Arm Ball Stud	P / 2	Steel & Rubber	Coil & Sheet	Stamping & Machining	--	--	--	--	.1818	.0182	.2000	.2000
*Insert-Front Suspension Lower Control Arm Ball Stud Grease Ret.	P / 2	Rubber	Sheet	Molding	--	--	--	--	.1091	.0109	.1200	.1200
*Fitting-Front Suspension Lower Control Arm Ball Stud Grease	P / 2	Steel	Bar	Machining	--	--	--	--	.0400	.0040	.0440	.0440
*Stud-Front Suspension Lower Control Arm Ball	P / 2	Steel	Rod	Cold Heading	--	--	--	--	.5091	.0509	.5600	.5600
*Bumper-Front Suspension Lower Control Arm Jounce	P / 2	Rubber	Sheet	Molding	--	--	--	--	.2909	.0291	.3200	.3200
*Spring - Front Suspension Coil	- / 2	Steel	Wire	Forming	28.00	25.00	3.7500	.0375	--	--	3.7875	4.5200
Fasteners	P / -	Steel	Coil & Bar	Stamping & Forming	(2.13)	1.94	--	--	.7055	.0705	.7760	.7760
SUBTOTAL-FRONT SUSPENSION LOWER CONTROL ARM	- / -	--	--	--	63.66	25.00	8.1296	.0814	2.2676	.2200	10.6986	13.6856
TOTAL - 33A01 - FRONT SUSPENSION	- / -	--	--	--	76.74	25.00	11.0082	.1351	3.2417	.3047	14.6897	21.0692

* NO PROCESS SHEETS
 **NOT ESTIMATED IN DETAIL

MATERIALS STUDY

Vehicle - 1975 CHEVELLE

TASK NO. - IX

90

PRODUCT -

Part Description	No. Oper. Usage	ANALYSIS			WEIGHT #		DIRECT MATERIAL COST (\$)					Total Var. Mfg. Cost	
		Material Grade	Form	Cond.	Rough	Fin.	Raw	Scrap	Other	Vendor Profit	Total		
33B01 - REAR SUSPENSION													
Arm-Rear Suspension Upper Control	3 2	Steel H.R.C.Q	Coil	Stamping	6.84	--	.8754	.0088	--	--	.8842	1.1414	
Retainer-Rear Suspension Upper Control Arm Bushing	2 2	Steel C.R.D.Q	Coil	Stamping	.79	--	.1194	.0012	--	--	.1206	.2220	
Assembly-Rear Suspension Upper Control Arm Bushing	P 2	Steel & Rubber	Coil	Stamping	--	--	--	.3273	.0327	.3600	.3600	.3600	
SUBTOTAL - REAR SUSPENSION UPPER CONTROL ARM	- -	--	--	--	7.63	6.12	.9948	.0100	.3273	.0327	1.3648	1.7234	
Arm-Rear Suspension Lower Control	4 2	Steel H.R.C.Q	Coil	Stamping	9.94	--	1.2508	.0126	--	--	1.2634	1.6816	
Retainer-Rear Suspension Lower Control Arm Bushing	2 4	Steel C.R.D.Q	Coil	Stamping	1.59	--	.2388	.0024	--	--	.2412	.4440	
*Assembly-Rear Suspension Lower Control Arm Bushing	P 4	Steel & Rubber	Coil & Sheet	Stamping & Molding	--	--	--	.6545	.0655	.7200	.7200	.7200	
SUBTOTAL-REAR SUSPENSION LOWER CONTROL ARM	- -	--	--	--	11.53	9.94	1.4896	.0150	.6545	.0655	2.2246	2.8456	
*Spring-Rear Suspension Coil	- 2	Steel H.R.D.Q	Wire	Spring Winding	16.50	15.00	2.0625	.2063	.1992	.2520	2.7200	2.7200	

* NO PROCESS SHEETS
 **NOT ESTIMATED IN DETAIL

MATERIALS STUDY

Vehicle - 1975 CHEVELLE

PRODUCT -

TASK NO. - IX

91

Part Description	No. Oper Usage	ANALYSIS			WEIGHT #		DIRECT MATERIAL COST (\$)					Total Var. Mfg. Cost	
		Material Grade	Form	Cond.	Rough	Fin.	Raw	Scrap	Other	Vendor Profit	Total		
PPG VII													
33B01 - REAR SUSPENSION (CONTINUED)													
*Bushing-Rear Suspension Coil Spring	P 2	Rubber	Sheet	Molding	(.21)	.17	--	--	.2727	.0273	.3000	.3000	
*Fasteners	P -	Steel	Coil Bars	Stamping Machining	--	.96	--	--	.3491	.0349	.3840	.3840	
SUBTOTAL-REAR SUSPENSION SPRING, BUSHING AND FASTENERS	- -	--	--	--	16.50	16.13	2.0625	.2063	.8210	.3142	3.4040	3.4040	
TOTAL-33B01-REAR SUS- PENSION	- -	--	--	--	35.66	32.19	4.5469	.2313	1.8028	.4124	6.9934	7.9730	
33A02-FRONT SUSPENSION SHOCK ABSORBER													
**Assembly-Front Suspension Shock Absorber	- 2	Steel & Rubber	Coil & Sheet	--	--	4.25	--	--	--	--	--	1.3600	
*Fasteners	P -	Steel	Coil	Stamping	(.19)	.15	--	--	.0545	.0055	.0600	.0600	
TOTAL-33A02-FRONT SUS- PENSION SHOCK ABSORBER	- -	--	--	--	--	4.40	--	--	.0545	.0055	.0600	1.4200	

* NO PROCESS SHEETS
 **NOT ESTIMATED IN DETAIL

MATERIALS STUDY
 Vehicle - 1975 CHEVELLE
 TASK NO. - IX

92

PRODUCT -

Part Description	No. Oper.	ANALYSIS		WEIGHT #		DIRECT MATERIAL COST (\$)					Total Var. Mfg. Cost	
		Material Grade	Form	Cond.	Rough	Fin.	Raw	Scrap	Other	Vendor Profit		Total
Usage												
PPG VII												
33B02 - REAR SUSPENSION SHOCK ABSORBER												
**Assembly-Rear Suspension Shock Absorber	2	Steel & Rubber	Coil & Sheet	Stamping & Molding	--	7.06	--	--	--	--	--	1.7000
Fasteners	P	Steel	Coil	Stamping	(.30)	.25	--	--	.0909	.0091	.1000	.1000
TOTAL-33B02-REAR SUSPENSION SHOCK ABSORBER	-	--	--	--	--	7.31	--	--	.0909	.0091	.1000	1.8000
33A03-FRONT SUSPENSION ANTISWAY BAR												
Bar-Front Suspension Anti-Sway	4	Steel H.R.C.Q	Bar	Hot Forming	10.88	--	1.4140	.0141	.0200	--	1.4481	1.5626
*Bushing-Front Suspension Anti-Sway Bar	P	Rubber	Sheet	Stamping	--	--	--	--	.2182	.0218	.2400	.2400
*Retainer-Front Suspension Anti-Sway Bar Bushing	P	Steel	Coil	Stamping	--	--	--	--	.2509	.0251	.2760	2.760
*Bolt-Front Suspension Anti-Sway Bar Outboard Mounting	P	Steel	Bar	Cold Heading	--	--	--	--	.1182	.0118	.1300	.1300
*Nut-Front Suspension Anti-Sway Bar Outboard Mounting Bolt	P	Steel	Bar	Machining	--	--	--	--	.0273	.0027	.0300	.0300

* NO PROCESS SHEETS

**NOT ESTIMATED IN DETAIL

MATERIALS STUDY

Vehicle - 1975 CHEVELLE

TASK NO. - IX

PRODUCT -

Part Description	No. Oper.	Usage	ANALYSIS			WEIGHT #		DIRECT MATERIAL COST (\$)					Total Var. Mfg. Cost	
			Material Grade	Form	Cond.	Rough	Fin.	Raw	Scrap	Other	Vendor Profit	Total		
PPG VII														
33A03 - FRONT SUSPENSION ANTI-SWAY BAR (CONTINUED)														
*Spacer-Front Suspension Anti-Sway Bar Outboard Mounting Bolt	P	8	Rubber	Sheet	Stamping	--	--	--	--	--	.1818	.0182	.2000	.2000
*Spacer-Front Suspension Anti-Sway Bar Outboard Mounting Bolt	P	2	Steel	Coil	Stamping	--	--	--	--	--	.0636	.0064	.0700	.0700
*Washer-Front Suspension Anti-Sway Bar Outboard Mounting Bolt	P	8	Steel	Coil	Stamping	--	--	--	--	--	.1455	.0145	.1600	.1600
Fasteners	P	-	Steel	Coil	Stamping	(.30)	.25	--	--	--	.0909	.0091	.1000	.1000
TOTAL - 33A03 - FRONT SUSPENSION ANTI-SWAY BAR	-	-	--	--	--	10.88	12.75	1.4140	.0141	1.1164	.1096	2.6541	2.7686	
34A - STEERING GEAR														
**Assembly-Steering Gear	-	1	Cast Iron & Steel	--	--	--	17.00	--	--	--	--	--	--	10.2000
*Fasteners	P	-	Steel	Coil	Stamping	(.64)	.52	--	--	--	.1891	.0189	.2080	.2080
TOTAL - 34A - STEERING GEAR	-	-	--	--	--	--	17.52	--	--	--	.1891	.0189	.2080	10.4080

* NO PROCESS SHEETS
 **NOT ESTIMATED IN DETAIL

MATERIALS STUDY

Vehicle - 1975 CHEVELLE

TASK NO. - IX

94

PRODUCT -

Part Description	No. Oper. Usage	ANALYSIS			WEIGHT #		DIRECT MATERIAL COST (\$)					Total Var. Mfg. Cost	
		Material Grade	Form	Cond.	Rough	Fin.	Raw	Scrap	Other	Vendor Profit	Total		
34B01 - STEERING LINKAGE													
*Arm - Steering Linkage Pitman	10 1	Steel H.R.C.Q	Bar	Forging	3.2	--	.4800	.0048	--	--	.4848	1.2689	
*Stud - Steering Linkage Pitman	P 1	Steel	Bar	Cold Heading	--	--	--	--	.1818	.0182	.2000	.2000	
*Bearing - Steering Linkage Pitman Arm Ball Stud	P 1	Sintered Bronze	Powder Metal	Press Forming	--	--	--	--	.0909	.0091	.1000	.1000	
*Seal-Steering Linkage Pitman Arm Ball Stud	P 1	Rubber	Sheet	Stamping	--	--	--	--	.0318	.0032	.0350	.0350	
*Spring-Steering Linkage Pitman Arm Ball Stud	P 1	Steel Wire	Wire	Spring Winding	--	--	--	--	.0273	.0027	.0300	.0300	
*Retainer-Steering Linkage Pitman Arm Ball Stud Upper	P 1	Steel	Coil	Stamping	--	--	--	--	.0073	.0007	.0080	.0080	
*Retainer-Steering Linkage Pitman Arm Ball Stud Lower	P 1	Steel	Coil	Stamping	--	--	--	--	.0045	.0005	.0050	.0050	
*Fitting-Steering Linkage Pitman Arm Grease	P 1	Steel	Bar	Machining	--	--	--	--	.0182	.0018	.0200	.0200	
*Nut-Steering Linkage Pitman Arm Ball Stud Castle	P 1	Steel	Bar	Cold Heading	--	--	--	--	.0182	.0018	.0200	.0200	
SUBTOTAL-STEERING LINKAGE PITMAN ARM	-	--	--	--	3.2	2.69	.4800	.0048	.3800	.0380	.9028	1.6869	

* NO PROCESS SHEETS
 **NOT ESTIMATED IN DETAIL

MATERIALS STUDY
 Vehicle - 1975 CHEVELLE
 TASK NO. - IX

PRODUCT - _____ 95

Part Description	No. Oper./Usage	ANALYSIS		WEIGHT #		DIRECT MATERIAL COST (\$)				Total Var. Mfg. Cost		
		Material Grade	Form	Cond.	Rough	Fin.	Raw	Scrap	Other		Vendor Profit	Total
PPG VII												
34B01 - STEERING LINKAGE (CONTINUED)												
Arm-Steering Linkage Idler	13/1	Steel H.R.D.Q.	Bar	Forging	2.08	--	.3120	.0031	--	--	.3151	1.0479
*Pivot-Steering Linkage Idler	P/1	Steel	Coil	Stamping	--	--	--	--	.4700	.0470	.5170	.5170
*Bearing-Steering Linkage Idler	P/1	Nylon	Granulated	Injection Molding	--	--	--	--	.0545	.0055	.0600	.0600
*Cover-Steering Linkage Idler Arm Pivot	P/1	Steel	Coil	Stamping	--	--	--	--	.0182	.0018	.0200	.0200
*Seal-Steering Linkage Idler Arm Pivot	P/1	Rubber & Steel	Sheet	Stamping	--	--	--	--	.1364	.0136	.1500	.1500
*Spring-Steering Linkage Idler Arm Pivot	P/1	Steel & Wire	Wire	Spring Winding	--	--	--	--	.0136	.0014	.0150	.0150
*Fitting-Steering Linkage Idler Arm Pivot Grease	P/1	Steel	Bar	Machining	--	--	--	--	.0182	.0018	.0200	.0200
*Seat-Steering Linkage Idler Arm Pivot Spring	P/1	Nylon	Granulated	Injection Molding	--	--	--	--	.0045	.0005	.0050	.0050
SUBTOTAL - STEERING LINKAGE IDLER ARM	-	--	--	--	2.08	2.56	.3120	.0031	.7154	.0716	1.1021	1.8349
*Link-Steering Linkage Center	3/1	Forged Steel	Bar	Forging	6.1	--	.9150	.0091	--	--	.9241	1.3607

* NO PROCESS SHEETS

**NOT ESTIMATED IN DETAIL

MATERIALS STUDY

Vehicle - 1975 CHEVELLE

TASK NO. - IX

96

PRODUCT -

Part Description	No. Oper.	ANALYSIS			WEIGHT #		DIRECT MATERIAL COST (\$)					Total Var. Mfg. Cost
		Material Grade	Form	Cond.	Rough	Fin.	Raw	Scrap	Other	Vendor Profit	Total	
34B01-STEERING LINKAGE (CONTINUED)												
Stud - Steering Linkage Center Link Pivot	P / 2	Steel	Bar	Cold Heading	--	--	--	--	.1182	.0118	.1300	.1300
*Nut-Steering Linkage Center Link Pivot Stud	P / 2	Steel	Bar	Machining	--	--	--	--	.0455	.0045	.0500	.0500
*Seal-Steering Linkage Center Link Pivot Stud	P / 2	Rubber	Sheet	Stamping	--	--	--	--	.0545	.0055	.0600	.0600
*Fitting-Steering Linkage Center Link Grease	P / 2	Steel	Bar	Machining	--	--	--	--	.0364	.0036	.0400	.0400
*Cover-Steering Linkage Center Link Pivot Stud	P / 2	Steel	Coil	Stamping	--	--	--	--	.0364	.0036	.0400	.0400
*Bushing-Steering Linkage Center Link Pivot Stud	P / 2	Rubber	Sheet	Stamping	--	--	--	--	.0545	.0055	.0600	.0600
*Bearing-Steering Linkage Center Link Pivot Stud	P / 2	Nylon	Rod	Machining	--	--	--	--	.1091	.0109	.1200	.1200
SUBTOTAL-STEERING LINKAGE CENTER LINK	- / -	--	--	--	6.1	6.00	.9150	.0091	.4546	.0454	1.4241	1.8607
Rod-Steering Linkage Tie-Left Hand Thread	3 / 2	Forged Steel	Bar	Forging	1.2	--	.1800	.0002	--	--	.1802	1.1138
Rod-Steering Linkage Tie-Right Hand Thread	3 / 2	Steel	Bar	Forging	--	--	.1800	.0002	--	--	.1802	1.1138

* NO PROCESS SHEETS

**NOT ESTIMATED IN DETAIL

MATERIALS STUDY

Vehicle - 1975 CHEVELLE

TASK NO. - IX

PRODUCT -

97

Part Description	No. Oper. Usage	ANALYSIS			WEIGHT #		DIRECT MATERIAL COST (\$)					Total Var. Mfg. Cost
		Material Grade	Form	Cond.	Rough	Fin.	Raw	Scrap	Other	Vendor Profit	Total	
34B01 - STEERING LINKAGE (CONTINUED)												
*Stud-Steering Linkage Tie Rod Ball	P 4	Steel	Bar	Cold Heading	--	--	--	--	.6545	.0655	.7200	.7200
*Bushing-Steering Linkage Tie Rod Split	- 2	Steel H.R.D.Q	Bar	Machining	--	--	--	--	--	--	--	.3400
*Clamp-Steering Linkage Tie Rod	P 4	Steel	Coil	Stamping	--	--	--	--	.2545	.0255	.2800	.2800
*Bolt-Steering Linkage Tie Rod Clamp	P 4	Steel	Bar	Cold Heading	--	--	--	--	.2182	.0218	.2400	.2400
*Nut-Steering Linkage Rod Clamp Bolt	P 4	Steel	Bar	Machining	--	--	--	--	.1455	.0145	.1600	.1600
*Nut-Steering Linkage Tie Rod Ball Stud Castle	P 4	Steel	Bar	Machining	--	--	--	--	.1091	.0109	.1200	.1200
*Pin-Steering Linkage Tie Rod Ball Stud Cotter	P 4	Steel	Wire	Cold Heading	--	--	--	--	.0145	.0015	.0160	.0160
*Fitting-Steering Linkage Tie Rod Grease	P 4	Steel	Bar	Machining	--	--	--	--	.0727	.0073	.0800	.0800
*Seal-Steering Linkage Tie Rod Ball Stud	P 4	Rubber	Sheet	Stamping	--	--	--	--	.2909	.0291	.3200	.3200
*Cover-Steering Linkage Tie Rod Ball Stud	P 4	Steel	Coil	Stamping	--	--	--	--	.0727	.0073	.0800	.0800
*Bearing-Steering Linkage Tie Rod Ball Stud	P 4	Sintered Iron	Powder Metal	Pressure Forming	--	--	--	--	.3636	.0364	.4000	.4000

* NO PROCESS SHEETS
 **NOT ESTIMATED IN DETAIL

MATERIALS STUDY

Vehicle - 1975 CHEVELLE

TASK NO. - IX

98

PRODUCT -

Part Description	No. Oper.	ANALYSIS			WEIGHT #		DIRECT MATERIAL COST (\$)					Total Var. Mfg. Cost	
		Material Grade	Form	Cond.	Rough	Fin.	Raw	Scrap	Other	Vendor Profit	Total		
PPG VII	Usage												
34B01 - STEERING LINKAGE (CONTINUED)													
*Spring-Steering Linkage Tie Rod Ball Stud	P / 4	Steel	Wire	Spring Winding	--	--	--	--	.1091	.0109		.1200	.1200
*Seat-Steering Linkage Tie Rod Ball Stud Spring	P / 4	Steel	Coil	Stamping	--	--	--	--	.0727	.0073		.0800	.0800
SUBTOTAL - STEERING LINKAGE TIE ROD	-	--	--	--	1.2	7.00	.3600	.0004	2.3780	.2380		2.9782	5.1836
**Absorber-Steering Linkage Shock	P / 1	Steel & Rubber	--	--	--	3.25	--	--	.9091	.0909		1.0000	1.0000
Fasteners	P / -	Steel	Coil, Bar & Wire	Stamping & Machining	(.72)	.60	--	--	.2182	.0218		.2400	.2400
SUBTOTAL-ABSORBER-LINKAGE AND FASTENERS	-	--	--	--	--	3.85	--	--	1.1273	.1127		1.2400	1.2400
TOTAL-34B01-STEERING LINKAGE	-	--	--	--	12.85	22.10	2.0670	.0174	5.0553	.5057		7.6454	11.8061
34B02-STEERING KNUCKLE													
Knuckle-Front	13 / 2	Cast Iron	Bar	Forging	37.2	30.40	2.1576	.2158	--	--		2.3734	6.1554

* NO PROCESS SHEETS
 **NOT ESTIMATED IN DETAIL
 PRODUCT -

MATERIALS STUDY

Vehicle - 1975 CHEVELLE

TASK NO. - IX

Part Description	No. Oper / Usage	ANALYSIS		WEIGHT #		DIRECT MATERIAL COST (\$)				Total Var. Mfg. Cost		
		Material Grade	Form	Cond.	Rough	Fin.	Raw	Scrap	Other		Vendor Profit	Total
34B02 - STEERING KNUCKLE (CONTINUED)												
Spindle - Front wheel	4 / 2	Steel	Bar	Machining	5.48	3.80	.8640	.0086	--	--	.8726	2.1515
Gasket-Front Wheel Spindle	P / 2	Polyurethane Foam	Sheet	Stamping	(.02)	.01	--	--	.0073	.0007	.0080	.0080
SUBTOTAL-FRONT WHEEL STEERING KNUCKLE & SPINDLE ASSEMBLY	- / -	--	--	--	42.68	34.21	3.0216	.2244	.0073	.0007	3.2540	8.3149
**Bearing-Front Wheel Spindle Inner	P / 2	Steel	Bar	Machining	--	.56	--	--	1.3636	.1364	1.5000	1.5000
**Bearing-Front Wheel Spindle Outer	P / 2	Steel	Bar	Machining	--	.38	--	--	.9091	.0909	1.0000	1.0000
**Race-Front Wheel Spindle	P / 2	Steel	Bar	Machining	--	.31	--	--	.5455	.0545	.6000	.6000
**Race-Front Wheel Spindle Outer Bearing	P / 2	Steel	Bar	Machining	--	.19	--	--	.3636	.0364	.4000	.4000
SUBTOTAL-BEARING & RACE FRONT WHEEL SPINDLE	- / -	--	--	--	--	1.44	--	--	3.1818	.3182	3.5000	3.5000
**Seal-Front Wheel Spindle Inner Bearing	P / 2	Steel & Rubber	Coil & Sheet	Stamping	--	.09	--	--	.4545	.0455	.5000	.5000

* NO PROCESS SHEETS
 **NOT ESTIMATED IN DETAIL

MATERIALS STUDY

Vehicle - 1975 CHEVELLE

TASK NO. - IX

PRODUCT - _____ 100

Part Description	No. Oper. Usage	ANALYSIS			WEIGHT #		DIRECT MATERIAL COST (\$)				Total Var. Mfg. Cost	
		Material Grade	Form	Cond.	Rough	Fin.	Raw	Scrap	Other	Vendor Profit		Total
34B02 - STEERING KNUCKLE (CONTINUED)												
**Washer-Front Wheel Spindle Nut	P 2	Steel	Coil	Stamping	--	.09	--	--	.0182	.0018	.0200	.0200
**Nut-Front Wheel Spindle	P 2	Steel	Bar	Machining	--	.13	--	--	.0364	.0036	.0400	.0400
Cap-Front Wheel Spindle Dust	P 2	Steel	Coil	Stamping	(.42)	.19	--	--	.1815	.0181	.1996	.1996
**Pin-Front Wheel Spindle Cotter	P 2	Steel	Wire	Cold Heading	--	.01	--	--	.0091	.0009	.0100	.0100
SUBTOTAL-SEAL,WASHER,NUT CAP-FRONT WHEEL SPINDLE	- -	--	--	--	--	.51	--	--	.6997	.0699	.7696	.7696
TOTAL-34B02 - STEERING KNUCKLES	- -	--	--	--	42.68	36.16	3.0216	.2244	3.8888	.3888	7.5236	12.5845
34C - STEERING COLUMN												
**Assembly-Steering Column Complete	- 1	Various	--	--	--	23.37	--	--	--	--	--	20.0000

* NO PROCESS SHEETS

**NOT ESTIMATED IN DETAIL

MATERIALS STUDY

Vehicle - 1975 CHEVELLE

TASK NO. - IX

PRODUCT - _____

101

Part Description	No. Oper.	Usage	ANALYSIS			WEIGHT #			DIRECT MATERIAL COST (\$)				Total Var. Mfg. Cost	
			Material Grade	Form	Cond.	Rough	Fin.	Raw	Scrap	Other	Vendor Profit	Total		
36A01 - ROAD WHEELS														
**Assembly - Road Wheel	P	5	Steel	--	--	--	--	115.00	--	--	15.9091	1.5909	17.5000	17.5000
**Nut-Road Wheel Mounting Stud	P	20	Steel	Bar	Machining	--	--	.93	--	--	.1364	.0136	.1500	.1500
TOTAL - 36A01 - ROAD WHEELS	-	-	--	--	--	--	--	115.93	--	--	16.0455	1.6045	17.6500	17.6500
36A02 - TIRES														
**Assembly - Tire FR 78 - 15B	P	5	Fabric, Rubber & Steel	Sheets	Molding	--	--	140.00	--	--	68.1825	6.8175	75.0000	75.0000
TOTAL - 36A02 - TIRES	-	-	--	--	--	--	--	140.00	--	--	68.1825	6.8175	75.0000	75.0000
36A02A-TIRE VALVE STEM														
**Assembly - Tire Valve Stem	P	5	Rubber & Steel	Sheet & Bar	Molding & turning	--	--	.13	--	--	.6818	.0682	.7500	.7500
TOTAL-36A02A-TIRE VALVE STEM	-	-	--	--	--	--	--	.13	--	--	.6818	.0682	.7500	.7500

* NO PROCESS SHEETS
 **NOT ESTIMATED IN DETAIL

MATERIALS STUDY Vehicle - 1975 CHEVELLE
 TASK NO. - IX

102

PRODUCT -

Part Description	No. Oper.	ANALYSIS			WEIGHT #		DIRECT MATERIAL COST (\$)					Total Var. Mfg. Cost	
		Material Grade	Form	Cond.	Rough	Fin.	Raw	Scrap	Other	Vendor Profit	Total		
PPG VII	Usage												
36B - GEARSHIFT CONTROL													
**Rod-Gearshift Control First & Reverse	P 1	Steel	Rod	Machining	--	1.41	--	--	.3636	.0364		.4000	.4000
**Rod-Gearshift Control Second & Third	P 1	Steel	Rod	Machining	--	.78	--	--	.2727	.0273		.3000	.3000
**Assembly-Gearshift Control Equalizer Shaft	P 1	Steel	--	--	--	.88	--	--	.3636	.0364		.4000	.4000
**Bracket-Gearshift Control Equalizer Shaft	P 1	Steel	Coil	Stamping	--	.25	--	--	.2273	.0227		.2500	.2500
**Assembly-Gearshift Control Equalizer Rod Retainer	P 1	--	--	--	--	.09	--	--	.0909	.0091		.1000	.1000
**Pushing-Gearshift Control Equalizer Shaft	P 1	Nylon	Bar	Machining	--	.01	--	--	.0455	.0045		.0500	.0500
**Spring-Gearshift Control Equalizer Shaft	P 1	Steel Wire	Wire	Spring Winding	--	.01	--	--	.0455	.0045		.0500	.0500
**Washer-Gearshift Control Equalizer Shaft	P 1	Steel	Coil	Stamping	--	.01	--	--	.0009	.0001		.0010	.0010
TOTAL 36B-GEARSHIFT CONTROL	-	--	--	--	--	3.44	--	--	1.4100	.1410		1.5510	1.5510

* NO PROCESS SHEETS

**NOT ESTIMATED IN DETAIL

MATERIALS STUDY

Vehicle - 1975 CHEVELLE

PRODUCT -

TASK NO. - IX

103

Part Description	No. Oper.	ANALYSIS			WEIGHT #		DIRECT MATERIAL COST (\$)					Total Var. Mfg. Cost
		Material Grade	Form	Cond.	Rough	Fin.	Raw	Scrap	Other	Vendor Profit	Total	
36C - CLUTCH PEDAL												
Assembly - Clutch Pedal	6 1	Steel	Sheet & Coil	Stamping	1.86	1.59	.3374	.0034	.0827	--	.4235	.5429
*Bushing-Clutch Pedal	P 1	Steel	Bar	Machining	(.12)	.06	--	--	.0663	--	.0729	.0729
*Bushing - Clutch Pedal	P 2	Nylon	Bar	Machining	(.02)	.01	--	--	.0071	--	.0078	.0078
Pad - Clutch Pedal	P 1	Rubber	Sheet	Molding	(.13)	.09	--	--	.0853	--	.0938	.0938
Rod - Clutch Pedal Push	P 1	Steel	Bar	Machining	(1.40)	.81	--	--	.4846	--	.5331	.5331
Bumper - Clutch Pedal Return	P 1	Steel & Rubber	Coil & Sheet	Stamping	(.11)	.09	--	--	.0801	--	.0881	.0881
*Boot - Clutch Pedal Push Rod	P 1	Rubber	Sheet	Molding	(.12)	.09	--	--	.1818	--	.2000	.2000
Fasteners	P -	Steel	Coil	Stamping	(.04)	.02	--	--	.0073	--	.0080	.0080
TOTAL-36C-CLUTCH PEDAL	- -	--	--	--	--	2.76	.3374	.0034	.9952	.0912	1.4272	1.5466

* NO PROCESS SHEETS
 **NOT ESTIMATED IN DETAIL

MATERIALS STUDY

Vehicle - 1975 CHEVELLE

TASK NO. - IX

104

PRODUCT -

Part Description	No. Oper. Usage	ANALYSIS			WEIGHT #		DIRECT MATERIAL COST (\$)					Total Var. Mfg. Cost	
		Material Grade	Form	Cond.	Rough	Fin.	Raw	Scrap	Other	Vendor Profit	Total		
36C02 - CLUTCH LINKAGE													
**Assembly-Clutch Torque Shaft	P 1	Steel, Felt & Plastic	--	--	--	2.09	--	--	.6818	.0682	.7500	.7500	
**Bracket - Clutch Torque Shaft	P 1	Steel	Coil	Stamping	--	.69	--	--	.1364	.0136	.1500	.1500	
**Assembly - Clutch Fork Actuating Rod	P 1	Steel	--	--	--	.22	--	--	.1364	.0136	.1500	.1500	
Fasteners	-	Steel	Coil	Stamping	(.04)	.02	--	--	.0073	.0007	.0080	.0080	
TOTAL-36C02-CLUTCH LINKAGE	-	--	--	--	--	3.02	--	--	.9619	.0961	1.0580	1.0580	
36E - EXHAUST SYSTEM													
**Assembly - Muffler	P 1	Aluminized Steel	Coil	Stamping	--	24.00	--	--	4.3637	.4363	4.8000	4.8000	
**Assembly - Catalytic Converter	- 1	Various	--	--	--	27.50	--	--	--	--	--	29.9200	
**Pipe - Exhaust	P 1	Stainless Steel	Coil	Roll Forming	--	7.00	--	--	5.4546	.5454	6.0000	6.0000	
**Pipe - Tail	P 1	Aluminized Steel	Coil	Roll Forming	--	8.50	--	--	2.5455	.2545	2.8000	2.8000	

* NO PROCESS SHEETS
 **NOT ESTIMATED IN DETAIL

MATERIALS STUDY

Vehicle - 1975 CHEVELLE
 TASK NO. - IX

105

PRODUCT -

Part Description	No. Oper. Usage	ANALYSIS		WEIGHT #		DIRECT MATERIAL COST (\$)					Total Var. Mfg. Cost	
		Material Grade	Form	Cond.	Rough	Fin.	Raw	Scrap	Other	Vendor Profit		Total
36E-EXHAUST SYSTEM (CONTINUED)												
**Assembly-Catalytic Converter Support	P 1	Steel	--	--	--	3.84	--	--	.6818	.0682	.7500	.7500
**Hanger - Exhaust Pipe	P 1	Steel & Rubber	--	--	--	.97	--	--	.4545	.0455	.5000	.5000
**Hanger-Tail Pipe	P 1	Steel & Rubber	--	--	--	.56	--	--	.7727	.0773	.8500	.8500
**Hanger - Muffler Front Pipe	P 1	Steel & Rubber	--	--	--	1.65	--	--	1.3637	.1363	1.5000	1.5000
**Assembly-Muffler Clamp	P 1	Steel	--	--	--	.63	--	--	.4091	.0409	.4500	.4500
**Assembly - Tail Pipe Clamp	P 1	Steel	--	--	--	.19	--	--	.1364	.0136	.1500	.1500
Fasteners	P -	Steel	Sheet, Bar, Coil	Stamping, & Machining	(1.25)	.75	--	--	.2727	.0273	.3000	.3000
TOTAL - 36E EXHAUST SYSTEM	- -	--	--	--	--	75.59	--	--	16.4547	1.6453	18.1000	48.0200
36F01 - FUEL TANK AND LINES												
Half-Fuel Tank Upper	7 1	Steel Plate H.R.D.Q.	Coil	Stamping	--	--	2.1439	.0214	--	--	2.1653	2.6787

* NO PROCESS SHEETS
 **NOT ESTIMATED IN DETAIL

MATERIALS STUDY

Vehicle - 1975 CHEVELLE

TASK NO. - IX

PRODUCT -

106

Part Description	No. Oper.	ANALYSIS			WEIGHT #		DIRECT MATERIAL COST (\$)				Total Var. Mfg. Cost	
		Material Grade	Form	Cond.	Rough	Fin.	Raw	Scrap	Other	Vendor Profit		Total
PPG VII	Usage											
36F01 - FUEL TANK AND LINES (CONTINUED)												
Half-Fuel Tank Lower	3 1	Terne Plate H.R.D.Q	Coil	Stamping	--	--	2.3222	.0232	--	--	2.3454	2.5966
Baffle - Fuel Tank Upper Center	P 1	Terne Plate	Coil	Stamping	--	--	--	.1373	.0137	.0137	.1510	.1510
Baffle - Fuel Tank Rear	5 1	Terne Plate	Coil	Stamping	--	--	--	.9658	.0966	.0966	1.0624	1.0624
Retainer-Fuel Gage Sending Unit	1 1	Terne Plate	Coil	Stamping	--	--	--	.0744	.0074	.0074	.0818	.0818
Tube - Fuel Tank Filler	P 1	Lead Coated Steel	Coil	Casting	--	--	--	.6754	.0675	.0675	.7429	.7429
Insert-Fuel Tank Filler Tube	P 1	Lead Coated Steel	Coil	Stamping	--	--	--	.1338	.0134	.0134	.1472	.1472
*Plate-Fuel Tank Filler Tube Baffle	P 1	Steel	Coil	Stamping	--	--	--	.0082	.0008	.0008	.0090	.0090
*Clip-Fuel Tank Filler Tube Spring	P 1	Steel	Coil	Stamping	--	--	--	.0273	.0027	.0027	.0300	.0300
SUBTOTAL - FUEL TANK	- -	--	--	--	--	--	4.4661	.0446	2.0222	.2021	6.7350	7.4996
**Assembly-Fuel Tank to Fuel Pump Tube	P 1	Steel	--	--	--	1.15	--	2.2455	.2245	.2245	2.4700	2.4700

* NO PROCESS SHEETS

**NOT ESTIMATED IN DETAIL

MATERIALS STUDY

Vehicle - 1975 CHEVELLE

TASK NO. - IX

PRODUCT - _____

107

Part Description	No. Oper./ Usage	ANALYSIS			WEIGHT #			DIRECT MATERIAL COST (\$)				Total Var. Mfg. Cost	
		Material Grade	Form	Cond.	Rough	Fin.	Raw	Scrap	Other	Vendor Profit	Total		
36F01 - FUEL TANK AND LINES (CONTINUED)													
**Clip - Fuel Tank to Fuel Pump Tube	P 8	Steel	Coil	Stamping	--	.18	--	--	.0545	.0055		.0600	.0600
**Hose - Fuel Tank Tube to Fuel Pump	P 1	Rubber & Fabric	Sheet	Molding	--	.15	--	--	.0727	.0073		.0800	.0800
**Hose-Fuel Tank to Fuel Tank Tube	P 1	Rubber & Fabric	Sheet	Molding	--	.15	--	--	.0727	.0073		.0800	.0800
**Clamp - Fuel Tank Hose	P 4	Steel	Coil	Stamping	--	.02	--	--	.0182	.0018		.0200	.0200
**Strap - Fuel Tank Mounting	P 2	Steel	Coil	Stamping	(2.13)	1.88	--	--	.4820	.0482		.5302	.5302
**Assembly - Fuel Tank Filler Cap	P 1	Steel Brass & Rubber	--	--	--	.21	--	--	.4182	.0418		.4600	.4600
**Assembly - Fuel Gauge Sending Unit	P 1	Various	--	--	--	.65	--	--	1.6818	.1682		1.8500	1.8500
**Ring - Fuel Gauge Sending Unit	P 1	Steel	Coil	Stamping	--	.06	--	--	.0636	.0064		.0700	.0700
**"Q" Ring-Fuel Gauge Sending Unit	P 1	Rubber	Sheet	Molding	--	.02	--	--	.0909	.0091		.1000	.1000
*Fasteners	P -	Steel	Coil & Bar	Stamping & Machining	(.70)	.41	--	--	.1491	.0149		.1640	.1640
SUBTOTAL - ASSEMBLY FUEL TANK	-	--	--	--	--	4.88	--	--	5.3492	.5350		5.8842	5.8842

* NO PROCESS SHEETS
 **NOT ESTIMATED IN DETAIL

MATERIALS STUDY

Vehicle - 1975 CHEVELLE

TASK NO. - IX

108

PRODUCT -

Part Description	No. Oper. Usage	ANALYSIS			WEIGHT #		DIRECT MATERIAL COST (\$)					Total Var. Mfg. Cost	
		Material Grade	Form	Cond.	Rough	Fin.	Raw	Scrap	Other	Vendor Profit	Total		
36F01 - FUEL TANK & LINE (CONTINUED)													
TOTAL - 36F01 - FUEL TANK AND LINE	-	--	--	--	--	49.67	4.4661	.0446	7.3714	.7371	12.6192	13.3838	
36F02A - EVAPORATIVE CONTROL SYSTEM													
**Assembly - Charcoal Canister	- 1	Plastic Charcoal	--	--	--	1.26	--	--	--	--	--	.6500	
Bracket-Charcoal Canister	P 1	Steel	Coil	Stamping	--	--	--	--	.3055	.0306	.3361	.3361	
Strap - Charcoal Canister	P 1	Steel	Coil	Stamping	--	--	--	--	.0874	.0087	.0961	.0961	
SUBTOTAL - CHARCOAL CANISTER BRACKET	-	--	--	--	--	1.06	--	--	.3929	.0393	.4322	.4322	
**Assembly-Fuel Tank To Charcoal Canister Tube	P 1	Steel	--	--	--	.94	--	--	1.8182	.1818	2.0000	2.0000	
**Hose-Fuel Tank Tube to Charcoal Canister	P 1	Rubber & Fabric	Sheet	Molding	--	.10	--	--	.0455	.0045	.0500	.0500	

* NO PROCESS SHEETS
 **NOT ESTIMATED IN DETAIL

MATERIALS STUDY
 Vehicle - 1975 CHEVELLE
 TASK NO. - IX

PRODUCT - _____ 109

Part Description	No. Oper. Usage	ANALYSIS			WEIGHT #		DIRECT MATERIAL COST (\$)				Total Var. Mfr. Cost	
		Material Grade	Form	Cond.	Rough	Fin.	Raw	Scrap	Other	Vendor Profit		Total
PPG VII												
36F02A - EVAPORATIVE CONTROL SYSTEM (CONT.)												
**Hose-Fuel Tank Tube to Charcoal Canister	P 1	Rubber & Fabric	Sheet	Molding	--	.15	--	--	.0727	.0073	.0800	.0800
**Clip-Fuel Tank to Charcoal Canister Tube	P 2	Steel	Coil	Stamping	--	.06	--	--	.0182	.0018	.0200	.0200
**Clamp-Fuel Tank to Charcoal Canister HOSES	P 4	Steel	Coil	Stamping	--	.02	--	--	.0182	.0018	.0200	.0200
Fasteners	P -	Steel	Coil	Stamping	(.12)	.08	--	--	.0291	.0029	.0320	.0320
SUBTOTAL - CANISTER TUBE & FASTENERS	- -	--	--	--	--	1.35	--	--	2.0019	.2001	2.2020	2.2020
TOTAL-36F02A-EVAPORATIVE CONTROL SYSTEM	- -	--	--	--	--	3.67	--	--	2.3948	.2394	2.6342	3.2842
36L - TOOLS												
**Assembly-Bumper Jack	P 1	Steel	--	--	--	6.50	--	--	1.6091	.1609	1.7700	1.7700
**Base - Bumper Jack	P 1	Steel	Coil	Stamping	--	2.16	--	--	.4182	.0418	.4600	.4600
**Hook - Jack Hold Down	P 1	Steel	Coil	Stamping	--	.09	--	--	.0636	.0064	.0700	.0700

* NO PROCESS SHEETS
 **NOT ESTIMATED IN DETAIL

MATERIALS STUDY
 Vehicle - 1975 CHEVELLE
 TASK NO. - IX

PRODUCT - _____ 110

Part Description	No. Oper. Usage	ANALYSIS			WEIGHT #		DIRECT MATERIAL COST (\$)					Total Var. Mfg. Cost	
		Material Grade	Form	Cond.	Rough	Fin.	Raw	Scrap	Other	Vendor Profit	Total		
36L - TOOLS (CONTINUED)													
**Hook-Spare Tire	P 1	Steel	Coil	Stamping	--	.22	--	--	.1364	.0136	.1500	.1500	
**Nut - Jack Hold Down Wing	P 1	Steel	Bar	Machining	--	.03	--	--	.0364	.0036	.0400	.0400	
**Nut-Spare Tire Hold Down Wing	P 1	Steel	Bar	Machining	--	.09	--	--	.0909	.0091	.1000	.1000	
**Sleeve - Bumper Jack	P 2	Rubber	Sheet	Molding	--	.13	--	--	.0727	.0073	.0800	.0800	
**Wrench - Wheel	P 1	Iron	Grey Iron	Foundry Casting	--	1.56	--	--	.4545	.0455	.5000	.5000	
TOTAL - 36L - TOOLS	- -	--	--	--	--	10.78	--	--	2.8818	.2882	3.1700	3.1700	
37 - INDIRECT MATERIAL													
**Solution - Anti Freeze	P -	Ethylene Glycol & Water	--	--	--	16.00	--	--	2.7273	.2727	3.0000	3.0000	
**Gasoline	P -	--	--	--	--	15.50	--	--	.5455	.0545	.6000	.6000	
**Fluid - Brake	P -	--	--	--	--	1.00	--	--	.1364	.0136	.1500	.1500	

* NO PROCESS SHEETS

**NOT ESTIMATED IN DETAIL

MATERIALS STUDY

Vehicle - 1975 CHEVELLE

TASK NO. - IX

PRODUCT -

111

Part Description	No. Oper. Usage	ANALYSIS			WEIGHT #			DIRECT MATERIAL COST (\$)				Total Var. Mfg. Cost	
		Material Grade	Form	Cond.	Rough	Fin.	Raw	Scrap	Other	Vendor Profit	Total		
PPG VII													
37-INDIRECT MATERIAL (CONTINUED)													
**Fluid-Windshield Washer	P -	Alcohol & Water	--	--	--	3.44	--	--	.0909	.0091	.1000	.1000	
TOTAL - ANTI-FREEZE, GASOLINE & BRAKE FLUID	- -	--	--	--	--	35.94	--	--	3.5001	.3499	3.8500	3.8500	
01C01 - DIMMER SWITCH													
**Assembly - Dimmer Switch	P 1	Various	--	--	--	.19	--	--	.2727	.0273	.3000	.3000	
TOTAL - 01C01 - DIMMER SWITCH	- -	--	--	--	--	.19	--	--	.2727	.0273	.3000	.3000	
02B01 - WINDSHIELD WIPER													
**Assembly-Windshield Wiper Motor	- 1	Various	--	--	--	6.00	--	--	--	--	--	6.1200	
**Assembly-Windshield Wiper Linkage & PIVOTS	P 1	Various	--	--	--	2.56	--	--	3.1819	.3181	3.5000	3.5000	
**Assembly-Windshield Wiper and Blade Left	P 1	Steel & Rubber	--	--	--	.75	--	--	1.6364	.1636	1.8000	1.8000	

* NO PROCESS SHEETS
 **NOT ESTIMATED IN DETAIL

MATERIALS STUDY

Vehicle - 1975 CHEVELLE

TASK NO. - IX

112

PRODUCT - _____

Part Description	No. Oper. Usage	ANALYSIS			WEIGHT #		DIRECT MATERIAL COST (\$)					Total Var. Mfg. Cost	
		Material Grade	Form	Cond.	Rough	Fin.	Raw	Scrap	Other	Vendor Profit	Total		
02B01 - WINDSHIELD WIPER (CONTINUED)													
**Assembly-Windshield Wiper and Blade Right	P 1	Steel & Rubber	--	--	--	.53	--	--	1.0909	.1091	1.2000	1.2000	
Fasteners	P	Steel	Coil	Stamping	(.16)	.12	--	--	.0436	.0044	.0480	.0480	
TOTAL - 02B01 - WINDSHIELD WIPER	-	--	--	--	--	9.96	--	--	5.9528	.5952	6.5480	12.6680	
06C01 - DOME LAMP AND WIRING													
*Lens - Dome Lamp	P 1	Polyethylene	Granulated	Injection Molding	--	.02	--	--	.0555	.0056	.0611	.0611	
*Housing - Dome Lamp	P 1	Polyethylene	Granulated	Injection Molding	--	.03	--	--	.0751	.0075	.0826	.0826	
*Bulb - Dome Lamp	P 1	Glass, Tungsten & Brass	--	--	--	.01	--	--	.0727	.0073	.0800	.0800	
*Wiring - Dome Lamp	P 1	Plastic & Copper	Bulk & Wire	Molding & Draining	--	.20	--	--	.5260	.0526	.5786	.5786	
TOTAL 06C01-DOME LAMP & WIRING	-	--	--	--	--	.26	--	--	.7293	.0730	.8023	.8023	

* NO PROCESS SHEETS
 **NOT ESTIMATED IN DETAIL

MATERIALS STUDY

Vehicle - 1975 CHEVELLE

PRODUCT - TASK NO. - IX 113

Part Description	No. Oper	Usage	ANALYSIS			WEIGHT #		DIRECT MATERIAL COST (\$)					Total Var. Mfg. Cost	
			Material Grade	Form	Cond.	Rough	Fin.	Raw	Scrap	Other	Vendor Profit	Total		
PPG VII														
15C01 - SEAT SENSOR SWITCH														
*Switch - Seat Sensor	P	2	Various	--	--	--	--	--	--	--	.1660	.0166	.1826	.1826
*Wiring - Seat Sensor Switch	P	2	Plastic & Copper	--	--	--	--	--	--	--	.1555	.0155	.1710	.1710
TOTAL - 15C01 - SEAT SENSOR SWITCH	-	-	--	--	--	--	--	.08	--	--	.3215	.0321	.3536	.3536
22C63 - BODY WIRING														
Assembly-Body Front End Wiring	9	1	Various	--	--	--	--	1.27	2.0639	.0619	.0200	--	2.1458	2.8088
Assembly - Body Rear End Wiring	7	1	Various	--	--	--	--	1.25	2.0858	.0626	.0200	--	2.1684	2.7133
Assembly-Instrument Panel Wiring	6	1	Various	--	--	--	--	4.28	5.1581	.1547	.0250	--	5.3378	5.9218
*Assembly-Diode and Fuse Holder Wiring	P	1	Various	--	--	--	--	.19	--	--	.7231	.0723	.7954	.7954
Assembly - Courtesy Lamp Wiring	P	1	Various	--	--	--	--	.14	--	--	.3364	.0336	.3700	.3700
Assembly - Seat Belt Wiring	7	1	Various	--	--	--	--	.63	1.1946	.0358	.0150	--	1.2454	1.3304

* NO PROCESS SHEETS
 **NOT ESTIMATED IN DETAIL

MATERIALS STUDY

Vehicle - 1975 CHEVELLE

TASK NO. - IX

114

PRODUCT -

Part Description	No. Oper. Usage	ANALYSIS			WEIGHT #		DIRECT MATERIAL COST (\$)				Total Var. Mfg. Cost	
		Material Grade	Form	Cond.	Rough	Fin.	Raw	Scrap	Other	Vendor Profit		Total
22C63 - BODY WIRING (CONTINUED)												
Assembly - Seat Sensor Switch Wiring	P 1	Various	--	--	--	.13	--	--	.7377	.0738	.8115	.8115
Assembly - Heater Control Wiring	P 1	Various	--	--	--	.50	--	--	.8658	.0866	.9524	.9524
Extension-Heater Control Wiring	P 1	Plastic, Copper, & Brass	--	--	--	.06	--	--	.1374	.0137	.1511	.1511
SUBTOTAL - WIRING, SEAT SENSOR, & HEATER CONTROL WIRING	-	--	--	--	--	8.45	10.5024	.3150	2.8804	.2800	13.9778	15.8545
*Bulb-Tail, Stop & Turn Signal Lamp	P 4	Glass, & Brass, & Tungsten	--	--	--	.08	--	--	.3818	.0382	.4200	.4200
*Bulb - Backup Lamp	P 2	Glass, Brass & Tungsten	--	--	--	.04	--	--	.1491	.0149	.1640	.1640
*Bulb-Side Marker Lamp	P 4	Glass, Brass, & Tungsten	--	--	--	.02	--	--	.1600	.0160	.1760	.1760
*Bulb - License Lamp	P 1	Glass, Brass & Tungsten	--	--	--	.01	--	--	.0400	.0040	.0440	.0440
*Bulb-Park & Turn Signal Lamp	P 2	Glass, Brass & Tungsten	--	--	--	.04	--	--	.1909	.0191	.2100	.2100
SUBTOTAL-BULB-TAIL STOP BACKUP & TURN	-	--	--	--	--	.19	--	--	.9218	.0922	1.0140	1.0140

* NO PROCESS SHEETS

**NOT ESTIMATED IN DETAIL

MATERIALS STUDY

Vehicle - 1975 CHEVELLE

PRODUCT -

TASK NO. - IX

115

Part Description	No. Oper. Usage	ANALYSIS			WEIGHT #		DIRECT MATERIAL COST (\$)					Total Var. Mfg. Cost	
		Material Grade	Form	Cond.	Rough	Fin.	Raw	Scrap	Other	Vendor Profit	Total		
													Steel & Plastic
22C63 - BODY WIRING (CONTINUED)													
*Switch-Courtesy Lamp Door	P 2	Steel & Plastic	Coil & Granu-lated	Stamping & Injection Molding	--	.02	--	--	.2264	.0226		.2490	.2490
Case-Seat Belt Interlock Control Module	P 1	Polypropylene	Granu-lated	Injection Molding		.13	--	--	.0651	.0065		.0716	.0716
*Assembly-Seat Belt Interlock Control Module	P 1	Various	--	--	--	.15	--	--	2.2829	.2283		2.5112	2.5112
*Cam-Clutch Pedal Interlock Switch	P 1	Nylon	Granu-lated	Injection Molding		--	--	--	.0363	.0036		.0399	.0399
*Housing-Clutch Pedal Interlock Switch	P 1	Nylon	Granu-lated	Injection Molding		--	--	--	.0389	.0039		.0428	.0428
*Contacts-Clutch Pedal Interlock Switch	P 3	Brass	Coil	Stamped		--	--	--	.0182	.0018		.0200	.0200
*Carrier-Clutch Pedal Interlock Switch Contract	P 1	Nylon	Granu-lated	Injection Molding		--	--	--	.0131	.0013		.0144	.0144
*Red-Clutch Pedal Interlock Switch Operating	P 1	Nylon	Granu-lated	Injection Molding		--	--	--	.0269	.0027		.0296	.0296
Plate-Clutch Pedal Interlock Switch Cover	P 1	--	--	--		--	--	--	.0236	.0024		.0260	.0260
Spring-Clutch Pedal Interlock Switch	P 1	Steel	Wire	Spring Molding		--	--	--	.0018	.0002		.0020	.0020
SUBTOTAL-CLUTCH PEDAL INTERLOCK SWITCH, CONTROL DOOR LAMP SWITCH	-	--	--	--		.30	--	--	2.7332	.2733		3.0065	3.0065

* NO PROCESS SHEETS
 **NOT ESTIMATED IN DETAIL

MATERIALS STUDY

Vehicle - 1975 CHEVELLE

TASK NO. - IX

116

PRODUCT -

Part Description	No. Oper.	ANALYSIS			WEIGHT #		DIRECT MATERIAL COST (\$)				Total Var. Mfg. Cost	
		Material Grade	Form	Cond.	Rough	Fin.	Raw	Scrap	Other	Vendor Profit		Total
PPG VII	Usage											
22C63 - BODY WIRING (CONTINUED)												
**Cover-Instrument Panel Wiring	P 1	Plastic	Granulated	Injection Molding	--	.57	--	--	.2727	.0273	.3000	.3000
**Cover-Wiring-Left Front Sill	P 1	Plastic	Granulated	Injection Molding	--	.44	--	--	.2727	.0273	.3000	.3000
**Cover-Wiring-Left Rear	P 1	Plastic	Granulated	Injection Molding	--	.19	--	--	.1364	.0136	.1500	.1500
**Cover-Wiring-Front Seat	P 1	Plastic	Granulated	Injection Molding	--	.32	--	--	.2727	.0273	.3000	.3000
**Clip - Starter Wiring	P 1	Steel & Rubber	Coil Sheet	Stamping & Molding	--	.02	--	--	.0545	.0055	.0600	.0600
**SUBTOTAL - COVER AND CLIP	- -	--	--	--	--	1.54	--	--	1.0090	.1010	1.1100	1.1100
TOTAL -22C63- BODY WIRING	- -	--	--	--	--	10.48	10.5024	.3150	7.5444	.7465	19.1083	20.9850
36H01 - BATTERY												
**Assembly-Storage Battery	- 1	Lead & Rubber	--	--	--	33.00	--	--	--	--	--	6.8000
TOTAL 36H01 - BATTERY	- -	--	--	--	--	33.00	--	--	--	--	--	6.8000

* NO PROCESS SHEETS
 **NOT ESTIMATED IN DETAIL

MATERIALS STUDY
 Vehicle - 1975 CHEVELLE
 TASK NO. - IX

117

Part Description	No. Oper	Usage	ANALYSIS		WEIGHT #		DIRECT MATERIAL COST (\$)				Total Var. Mfg. Cost	
			Material Grade	Form	Cond.	Rough	Fin.	Raw	Scrap	Other		Vendor Profit
PPG VII												
36H02 - BATTERY CABLE												
**Assembly-Battery Positive Cable	P	1	Rubber Copper & Lead	--	--	--	--	.50	--	.4545	.0455	.5000
TOTAL - 36H02 - BATTERY CABLE	-	-	--	--	--	--	--	.50	--	.4545	.0455	.5000
36H03 - TURN SIGNAL SWITCH												
Assembly - Turn Signal Switch	P	1	Various	--	--	--	(.32)	.31	--	1.6203	.1620	1.7823
Housing - Turn Signal Switch Cancel Cam	P	1	Nylon	Bulk	Injection Molding			--	--	.0793	.0079	.0872
Plate-Turn Signal Switch Cancel Cam Contact	P	1	Brass	Coil	Stamping			--	--	.0738	.0074	.0812
Wire-Turn Signal Switch Cancel Cam	P	1	Plastic & Brass	--	--			--	--	.0652	.0065	.0717
*Lever-Turn Signal Switch	P	1	DieCast Zinc	Die Cast PIG	Casting			.09	--	.2273	.0227	.2500
TOTAL-36H03-TURN SIGNAL SWITCH & LEVER	-	-	--	--	--			(.34)	--	2.0659	.2065	2.2724

* NO PROCESS SHEETS
 **NOT ESTIMATED IN DETAIL

MATERIALS STUDY
 Vehicle - 1975 CHEVELLE
 TASK NO. - IX

118

PRODUCT -

Part Description	No. Oper Usage	ANALYSIS		WEIGHT #		DIRECT MATERIAL COST (\$)					Total Var. Mfg. Cost	
		Material Grade	Form	Cond.	Rough	Fin.	Raw	Scrap	Other	Vendor Profit		Total
36H04 - EMERGENCY FLASHER												
**Knob - Emergency Flasher	P 1	Plastic	Granu- lated	Injection Molding	--	.01	--	--	.0455	.0045	.0500	.0500
**Fasteners	P -	Steel	Coil	Stamping	--	.01	--	--	.0036	.0004	.0040	.0040
TOTAL - 36H04 - EMER- GENCY FLASHER	- -	--	--	--	--	.02	--	--	.0491	.0049	.0540	.0540
36H05 - CHASSIS WIRING												
Assembly - Chassis Wiring	6 1	Various	Sheets, Wire & Coil	--	.64	.64	.8891	.0089	--	--	.8980	1.4920
Assembly - Engine	8	Various	Sheets, Wire & Coil	--	1.69	1.69	1.1125	.0111	--	--	1.1236	2.8606
TOTAL - 36H05 - CHASSIS WIRING	- -	--	--	--	2.33	2.33	2.0016	.0200	--	--	2.0216	4.3526
*36H06 -- HORN												
**Assembly - Horn	-	Zinc, Copper & Steel	--	--	--	1.30	--	--	--	--	--	.6100

* NO PROCESS SHEETS

**NOT ESTIMATED IN DETAIL

MATERIALS STUDY

Vehicle - 1975 CHEVELLE

PRODUCT -

TASK NO. - IX

119

Part Description	No. Oper./Usage	ANALYSIS			WEIGHT #		DIRECT MATERIAL COST (\$)					Total Var. Mfg. Cost
		Material Grade	Form	Cond.	Rough	Fin.	Raw	Scrap	Other	Vendor Profit	Total	
*36H06-HORN (CONTINUED)												
*Body - Horn Switch	P 1	Steel	Coil	Stamping	--	--	--	--	.1917	.0192	.2109	.2109
*Plate-Horn Switch Contact	P 1	Steel	Coil	Stamping	--	--	--	--	.2054	.0205	.2259	.2259
*Insulator - Horn Switch	P 1	Nylon	Granulated	Injectibn Molding	--	--	--	--	.1341	.0134	.1475	.1475
*Fasteners	P -	Steel	Coil	Stamping	--	.02	--	--	.0073	.0007	.0080	.0080
TOTAL 36H06 - HORN	- -	--	--	--	--	1.32	--	--	.5385	.0538	.5923	1.2023
*80H01 - HEATER												
**Assembly - Heater Complete	- 1	Various	--	--	--	14.54	--	--	--	--	--	18.3600
TOTAL-80H01 - HEATER	- -	--	--	--	--	14.54	--	--	--	--	--	18.3600

* NO PROCESS SHEETS
 **NOT ESTIMATED IN DETAIL

MATERIALS STUDY

Vehicle - 1975 CHEVELLE

TASK NO. - IX

120

PRODUCT -

Part Description	No. Oper. Usage	ANALYSIS			WEIGHT #				DIRECT MATERIAL COST (\$)				Total Var. Mfg. Cost	
		Material Grade	Form	Cond.	Rough	Fin.	Raw	Scrap	Other	Vendor Profit	Total			
*80H02 - HEATER CONTROLS	/													
**Assembly - Heater Controls	- 1	Various	--	--	--	1.31	--	--	--	--	--	--	--	2.6200
TOTAL - 80H02 - HEATER CONTROLS	- -	--	--	--	--	1.31	--	--	--	--	--	--	--	2.6200
80H03 - DEFROSTER	/													
**Assembly - Defroster Duct	P 1	Plastic	Granulated	Injection Molding	--	1.50	--	--	.6818	.0682	--	--	.7500	
TOTAL-80H03 - DEFROSTER	- -	--	--	--	--	1.50	--	--	.6818	.0682	--	--	.7500	
*80V01 - FRESH AIR VENT SYSTEM	/													
**Assembly - Cowl Plenum Vent Door Rt.	- 1	Steel Rubber & Plastic	--	--	--	2.11	--	--	--	--	--	--	--	.7500
**Assembly - Cowl Plenum Vent Door Left	- 1	Steel Rubber & Plastic	--	--	--	1.06	--	--	--	--	--	--	--	.5800
**Grille-Center Duct Outlet	P 1	Plastic	Granulated	Injection Molding	--	.34	--	--	.2273	.0227	--	--	.2500	

* NO PROCESS SHEETS
 **NOT ESTIMATED IN DETAIL

MATERIALS STUDY

Vehicle - 1975 CHEVELLE
 TASK NO. - IX

PRODUCT -

121

Part Description	No. Oper.	ANALYSIS			WEIGHT #		DIRECT MATERIAL COST (\$)				Total Var. Mfg. Cost	
		Material Grade	Form	Cond.	Rough	Fin.	Raw	Scrap	Other	Vendor Profit		Total
PPG VII	Usage											
80V01 - FRESH AIR VENT SYSTEM (CONTINUED)												
**Assembly-Instrument Panel Outlet	1	Plastic Jute & Steel	--	--	--	1.28	--	--	--	--	--	.8200
**Assembly - Vent Door	1	Plastic Rubber & Plastic	--	--	--	.75	--	--	--	--	--	.8200
*Fasteners	P	Steel	Coil	Stamping	--	.15	--	--	.0545	.0055	.0600	.0600
TOTAL-80V01-FRESH AIR VENT SYSTEM	-	--	--	--	--	5.69	--	--	.2818	.0282	.3100	3.2800
80W - WINDSHIELD WASHER												
**Assembly-Windshield Washer Reservoir	P 1	Plastic	Sheet	Molding	--	.47	--	--	.2727	.0273	.3000	.3000
**Hose - Windshield Washer	P 1	Rubber	Sheet	Molding	--	.08	--	--	.0455	.0045	.0500	.0500
**Hose - Windshield Washer	P 1	Rubber	Sheet	Molding	--	.06	--	--	.0364	.0036	.0400	.0400
**Hose-Windshield Washer	P 1	Rubber	Sheet	Molding	--	.04	--	--	.0273	.0027	.0300	.0300
**Assembly-Windshield Washer Nozzle	P 2	Steel	Bar	Machining	--	.06	--	--	.4545	.0455	.5000	.5000

* NO PROCESS SHEETS
 **NOT ESTIMATED IN DETAIL


MATERIALS STUDY

Vehicle - 1975 CHEVELLE

TASK NO. - IX

PRODUCT - _____

Part Description PPG VII	No. Oper. Usage	ANALYSIS			WEIGHT #		DIRECT MATERIAL COST (\$)					Total Var. Mfg. Cost	
		Material Grade	Form	Cond.	Rough	Fin.	Raw	Scrap	Other	Vendor Profit	Total		
80W - WINDSHIELD WASHER (CONTINUED)													
Bracket-Windshield Washer Reservoir	P 1	Steel	Coil	Stamping	--	.31	--	--	.2727	.0273	.3000	.3000	
*Fasteners	P -	Steel	Coil	Stamping	--	.06	--	--	.0218	.0022	.0240	.0240	
TOTAL - 80W - WINDSHIELD WASHER	- -	--	--	--	--	1.08	--	--	1.1309	.1131	1.2440	1.2440	



APPENDIX C
FOUR PRODUCTION ENGINES AND
TRANSMISSIONS COST ANALYSIS DATA SHEETS

Audi Engine.....	C-2
Audi Transmission.....	C-11
Chevelle Engine.....	C-19
Chevelle Transmission.....	C-29
Pinto Engine.....	C-32
Pinto Transmission.....	C-43
Rabbit Engine.....	C-56
Rabbit Transmission.....	C-64

TASK X ITEM 1976 AUDI/SUMMARY	REQ'D PER VEHICLE	STATE OF MATERIAL		FINISH WEIGHT	PROCESS DESCRIPTION	PER VEHICLE						TOTAL	YEARS ABORT.		
		GRADE	FORM			DIRECT MATERIAL	DIRECT LABOR	VARIABLE BURDEN	VARIABLE COST	FIXED BURDEN	MFG COST			TOOLING	
30-ENGINE															
Engine Block Assy.				112.29			16.7519	18.3957	34.4532	69.6008	46.8342	116.4350	0.4101	116.8451	10
Crankshaft				37.26			4.2965	4.1527	17.5620	26.0112	26.1286	52.1398	0.1871	52.3269	10
Rods - Piston & Bearings				14.29			13.1112	3.3544	6.7092	23.1748	5.1400	28.3148	0.0934	28.4082	10
Fly Wheel Assy.				19.35			3.4200	2.3583	4.7309	10.5092	4.0052	14.5144	0.0872	14.6016	10
Cylinder Head				20.40			11.2016	1.7705	3.2963	16.2684	5.2232	21.4916	0.1457	21.6373	10
Intake - Valve Assy.				.77			0.3288	0.3320	0.6644	1.3252	0.5904	1.9156	0.0386	1.9542	10
Exhaust - Valve Assy.				.90			0.4864	0.3356	0.7676	1.5896	0.6404	2.2300	0.0386	2.2686	10
Camshaft & Assy.				23.58			17.6614	3.3451	12.1704	33.1769	12.7987	45.9756	0.3827	46.3583	10
Cylinder Head Cover				5.04			2.6588	0.2458	0.5437	3.4483	0.4116	3.8599	0.0294	3.8893	10
Oil Pan				10.33			5.8330	0.5265	1.7738	8.1333	1.3597	9.4930	0.0643	9.5573	10
Exhaust Manifold				10.98			2.1815	0.7885	1.5710	4.5410	1.8622	6.4032	0.0320	6.4352	10
Water - Pump Assy.				3.98			10.2686	0.0000	0.0000	10.2686	0.0000	10.2686	0.0000	10.2686	
Oil - Pump Assy.				4.69			4.0266	1.2027	3.2187	8.4480	2.4354	10.8834	0.0911	10.9745	10
Sensors				.50			3.5860	0.0000	0.0000	3.5860	0.0000	3.5860	0.0000	3.5860	10
Clutch				14.41			11.6257	0.0000	0.0000	11.6257	0.0000	11.6257	0.0000	11.6257	10
TOTAL:				278.77			107.4380	36.8078	87.4612	231.7070	107.4296	339.1366	1.6002	340.7368	10

TASK X ITEM	1976 AUDI	REQ'D PER VEHICLE	MATERIAL	STATE OF MATERIAL		FINISH WEIGHT	PROCESS DESCRIPTION	PER VEHICLE						TOTAL		
				GRADE	FORM			DIRECT MATERIAL	DIRECT LABOR	VARIABLE BURDEN	FIXED BURDEN	MFG COST	TOOLING		YEARS AMORT.	
																107.4381
30-ENGINE TOTALS:																
Engine Block Assy.		1	Various	Finished Engine Components	Machined & Hot Set	—	Assembled Complete	0.0000	10.1520	14.3550	24.5070	15.8950	40.3920	0.0571	40.4491	10
Cylinder Block Assy. Machining		1	—	Semi-Machined Block/Resp.	—	—	Machined Transfer Line	0.0000	0.9440	3.5400	4.4840	5.5224	10.0064	0.0286	10.0350	10
Cylinder Block Casting		1	Gray Iron	Pig Iron	—	—	Foundry Sandcasting	9.4051	6.1770	17.3539	27.9360	18.6240	46.5600	0.2571	46.8171	10
Cylinder Block Machining		1	C.I. Casting	Normalized C.I. Casting	—	—	Machined Transfer Line	0.0000	0.8496	3.1860	4.0356	4.9701	9.0057	0.0286	9.0343	10
Main Bearing Cap.		4	C.I. Casting	—	—	—	Purchased	1.1880	0.0000	0.0000	1.1890	0.0000	1.1880	0.0036	1.1966	10
Cyl. Blk. Casting		4	C.I. Casting	Purchased C.I. Casting	—	4.76	Machined Complete	0.0000	0.1920	0.7332	0.9252	1.3632	2.2884	0.0143	2.3027	10
Main Bearing Cap.		4	C.I. Casting	—	—	—	Purchased	0.5280	0.0000	0.0000	0.5280	0.0000	0.5280	0.0029	0.5309	10
Thrust Bearing Cap.		1	C.I. Casting	Purchased C.I. Casting	—	1.75	Machined Complete	0.0000	0.0639	0.2441	0.3080	0.4536	0.7616	0.0086	0.7702	10
Thrust Bearing Cap.		1	C.I. Casting	—	—	—	Purchased	0.0330	0.0000	0.0000	0.0330	0.0000	0.0330	0.0000	0.0330	10
Cyl. Blk. Machining		1	Paper	—	—	.03	Purchased Stamped & Plated	0.0459	0.0086	0.0237	0.0782	0.0099	0.0881	0.0014	0.0895	10
Gasket - Cover Plate		1	STL Rubber	CRS Plat Bar Stock	—	.21	Plated	0.2200	0.0000	0.0000	0.2200	0.0000	0.2200	0.0000	0.2200	10
Cover Plate		1	Rubber	—	—	.06	Purchased	0.3950	0.0000	0.0000	0.3850	0.0000	0.3850	0.0000	0.3850	10
Seal		1	Rubber	—	—	.17	Purchased	0.3520	0.0000	0.0000	0.3520	0.0000	0.3520	0.0000	0.3520	10
Seal - Cyl. Blk.		1	Rubber	—	—	.08	Purchased	0.0046	0.0086	0.0173	0.0305	0.0060	0.0365	0.0029	0.0394	10
Seal - Oil Pan		2	Rubber	—	—	.06	Purchased	0.0528	0.0000	0.0000	0.0528	0.0000	0.0528	0.0000	0.0528	10
Tab - Block		1	Stl Coil Stock	CRS Strip Coil Stock	—	.02	Stamped (progressive die) Plated	0.2475	0.0000	0.0000	0.2475	0.0000	0.2475	0.0000	0.2475	10
Wire Support		1	Stl	—	—	.06	Purchased	0.2200	0.0000	0.0000	0.2200	0.0000	0.2200	0.0000	0.2200	10
Spacer		3	Stl	—	—	.39	Purchased	0.2200	0.0000	0.0000	0.2200	0.0000	0.2200	0.0000	0.2200	10
Cap - Engine Block		5	Stl	—	—	.10	Purchased	0.7700	0.0000	0.0000	0.7700	0.0000	0.7700	0.0000	0.7700	10
Dowel Pin		14	Stl	—	—	.16	Purchased	3.3000	0.0000	0.0000	3.3000	0.0000	3.3000	0.0000	3.3000	10
Fasteners		—	Stl	—	—	7.50	Purchased	16.7519	18.3957	34.4532	69.6008	46.8342	116.4350	0.4101	116.8451	10
Subtotals: Engine Block Assy.																

TASK X ITEM	1975 BUOT	REQ'D PER VEHICLE	MATERIAL	STATE OF MATERIAL		FINISH WEIGHT	PROCESS DESCRIPTION	PER VEHICLE								TOTAL	YEARS AMORT.
				GRADE	FORM			DIRECT MATERIAL	DIRECT LABOR	VARIABLE BURDEN	VARIABLE COST	FIXED BURDEN	MFG COST	TOOLING			
30-ENGINE (CONTINUED)																	
	Crankshaft Assy.	1	Gray Iron	Finished Machined Components	---	---	Assy. of Finished Components	0.0000	0.0676	0.0957	0.1633	0.1059	0.2692	0.0014	0.2706	10	
	Crankshaft - Casting	1	Iron	Pig Iron Billet	---	---	Foundry	3.6360	0.6153	1.8363	6.0876	2.4796	8.5672	0.0714	8.6386	10	
	Crankshaft - Machining	1	C.I.	Normalized C.I. Casting	---	---	Machining Turn - Grind & Balance	0.0000	3.3425	15.2083	18.5508	23.1301	41.6809	0.1029	41.7838	10	
	Wood Ruff Key - Crankshaft	1	Stl	---	---	.01	Purchased	0.0550	0.0000	0.0000	0.0550	0.0000	0.0550	0.0000	0.0550	10	
	Sprocket - Crankshaft	1	Stl	CRS Round Bar Stock	---	.34	Auto. CR High- Speed Hobbed Beck Trains & Gnd	0.2535	0.1273	0.4217	0.8025	0.4130	1.2155	0.0114	1.2269	10	
	Needle Bearing - Crankshaft	1	Stl	---	---	.01	Purchased	0.3520	0.0000	0.0000	0.3520	0.0000	0.3520	0.0000	0.3520	10	
	Subtotals: Assy-Crankshaft					37.26		4.2965	4.1527	17.5620	26.0112	26.1286	52.1398	0.1871	52.3269	10	
	Thrust Bearing - Bearing Shell	1 set	Stl	---	---	.24	Purchased	0.5940	0.0000	0.0000	0.5940	0.0000	0.5940	0.0000	0.5940		
	Main Bearing - Bearing Shell	4 set	Stl	---	---	.51	Purchased	2.0460	0.0000	0.0000	2.0460	0.0000	2.0460	0.0000	2.0460		
	Connecting Rod - Bearing Shell	8	Stl	---	---	.40	Purchased	1.7600	0.0000	0.0000	1.7600	0.0000	1.7600	0.0000	1.7600		
	Connecting Rod	4	Stl	Forging Bar Stock	---	6.75	Forged & Machined	1.7776	2.5688	5.1376	9.4840	3.5592	13.0432	0.0534	13.0966	10	
	Piston	4	Alum	Die Cast Aluminum	---	3.71	Foundry-Die Cast Machined/Balanced	2.1816	0.7856	1.5716	4.5388	1.5808	6.1196	0.0400	6.1956	10	
	Pushing - Connecting Rod	4	Stl	---	---	.23	Purchased	1.1000	0.0000	0.0000	1.1000	0.0000	1.1000	0.0000	1.1000		
	Bolt w/Nut - Connecting Rod	8	Stl	---	---	.77	Purchased	0.4400	0.0000	0.0000	0.4400	0.0000	0.4400	0.0000	0.4400		
	Piston Ring (Set of 3)	4 set	Stl	---	---	.38	Purchased	1.4080	0.0000	0.0000	1.4080	0.0000	1.4080	0.0000	1.4080		
	Lock Ring	8	Stl	---	---	.02	Purchased	0.0440	0.0000	0.0000	0.0440	0.0000	0.0440	0.0000	0.0440		
	Piston - Pin	4	Stl	---	---	1.38	Purchased	1.7600	0.0000	0.0000	1.7600	0.0000	1.7600	0.0000	1.7600		
	Subtotals: Rods & Pistons					14.29		13.1112	3.3544	6.7092	23.1748	5.1400	28.3143	0.0934	28.4082	10	

ITEM	TASK X 1976 AUDI	QTY PER VEHICLE	MATERIAL	STATE OF MATERIAL		FINISH WEIGHT	PROCESS DESCRIPTION	PER VEHICLE					TOTAL	YEARS AMORT.		
				GRADE	FORM			DIRECT MATERIAL	DIRECT LABOR	VARIABLE BURDEN	FIXED BURDEN	MFG COST			TOOLING	
30-ENGINE (CONTINUED)																
	Flywheel	1	Gray Iron	Fig Iron Billet		17.10	Foundry Sand-Casting Machined	2.2400	1.1914	2.3829	5.8143	2.2714	8.0857	0.0514	8.1371	10
	Ring Gear	1	Stl	HR F&O Flat Bar Stock		1.85	Forged & Hob Machined	0.5050	0.5391	1.0783	2.1224	0.9153	3.0377	0.0143	3.0520	10
	Center Bushing	1	Stl	CRS Round Bar Stock		.37	Auto SCR Machined	0.0700	0.4557	0.9115	1.4372	0.6408	2.0780	0.0129	2.0909	10
	Dowel Pin	1	Stl			.01	Purchased	0.1650	0.0000	0.0000	0.1650	0.0000	0.1650	0.0000	0.1650	
	Fasteners	—	Stl			.02	Purchased	0.4400	0.0000	0.0000	0.4400	0.0000	0.4400	0.0000	0.4400	
	Assemble - Flywheel	1	—	Finished Machined Components		—	Assemble Machined	0.0000	0.1721	0.3582	0.5303	0.1777	0.7080	0.0086	0.7166	10
	Subtotals: Flywheel Assy.					19.35		3.4200	2.3583	4.7309	10.5092	4.0052	14.5144	0.0872	14.6016	10
	Cylinder Head Casting	1	Alum	Aluminum Billet		—	Foundry Sandcasting	10.1808	0.8108	1.9833	12.9749	3.2718	16.2467	0.0714	16.3181	10
	Cylinder Head Machining	1	Alum	Aluminum Casting		18.75	Transfer Line	0.0000	0.2829	1.1542	1.4371	1.7756	3.2127	0.0571	3.2698	10
	Assy - Cylinder Head	1	Alum & Stl	Aluminum Casting		—	Machined	0.0000	0.6768	0.1588	0.8356	0.1758	1.0114	0.0143	1.0257	10
	Gasket - Cylinder Head	1	Asbestos & Stl			.75	Purchased	0.4400	0.0000	0.0000	0.4400	0.0000	0.4400	0.0029	0.4429	10
	Fasteners	—	Stl			1.40	Purchased	0.5808	0.0000	0.0000	0.5808	0.0000	0.5808	0.0000	0.5808	
	Subtotals: Cylinder Head					20.40		11.2016	1.7705	3.2963	16.2684	5.2232	21.4916	0.1457	21.6373	10
	Valve - Intake - Head	4	Stl	HRS Round Bar Stock		—	Shear Hot Extruded	0.1776	0.0860	0.1724	0.4360	0.1404	0.5764	0.0143	0.5907	10
	Valve - Intake - Stem	4	Stl	CRS Round Bar Stock		—	Machined	0.1512	0.1852	0.1704	0.4068	0.2328	0.6396	0.0086	0.6482	10
	Assy - Valve Intake	4	—	Finished Machined Components		.77	Auto SCR Machined & Grind	0.0000	0.1608	0.3216	0.4924	0.2172	0.6996	0.0157	0.7153	10
	Subtotals: Assy - Valve Intake					.77		0.3288	0.3320	0.6644	1.3252	0.5904	1.9156	0.0386	1.9542	
	Valve Exhaust Head	4	Stl	HRS Round Bar Stock		—	Shear Hot Extruded	0.3352	0.1220	0.2436	0.7008	0.1900	0.8908	0.0143	0.9051	10
	Valve Exhaust Stem	4	Stl	CRS Round Bar Stock		—	Machined	0.4512	0.0652	0.1704	0.4068	0.2328	0.6396	0.0086	0.6482	10
	Assy - Valve Exhaust	4	—	Finished Machined Components		0.90	Auto SCR Machined & Grind	0.0000	0.1284	0.3536	0.4820	0.2176	0.6996	0.0157	0.7153	10
	Subtotals: Exhaust Intake					0.90		0.4864	0.3356	0.7676	1.5896	0.6404	2.2300	0.0396	2.2686	

ITEM	TASK X 1976 A001	30-ENGINE (CONTINUED)	KCO'D PER VEHICLE	MATERIAL	STATE OF MATERIAL		FINISH WEIGHT	PROCESS DESCRIPTION	PER VEHICLE						TOTAL	YEARS AMORT	
					GRADE	FORM			DIRECT MATERIAL	DIRECT LABOR	VARIABLE BURDEN	VARIABLE COST	FILED BURDEN	MFG COST			TOOLING
			1	Alum Die Cast Aluminum	Ingot		1.62	Foundry Die Cast Machined	0.8726	0.0904	0.2634	1.2264	0.2049	1.4313	0.0300	1.4613	10
			1	Paper Gray Iron			.01	Purchased Foundry	0.0550	0.0000	0.0000	0.0550	0.0000	0.0550	0.0000	0.0550	10
			1	C.I. Cast Iron	Normalized C.I. Casting			Sandcasting	0.7272	0.3903	1.2444	2.3518	1.1590	3.5109	0.0429	2.5522	10
			1	C.I. Cast Iron			7.70	Machined Complete	0.0000	0.7056	3.6691	4.3747	5.5530	9.9277	0.0257	10.0134	10
			1	Alum Cast Aluminum	Ingot		.94	Foundry Machined	0.0888	0.1558	0.4573	0.7019	0.4910	1.1928	0.0239	1.2219	10
			1	Alum Cast Aluminum	Ingot		.39	Foundry Machined	0.1974	0.1052	0.1972	0.4938	0.1199	0.6197	0.0157	0.6354	10
			1	Brass & Stl	Ingot		.26	Foundry Machined	0.1194	0.0204	0.0655	0.2053	0.0727	0.2780	0.0100	0.2280	10
			1	Pubber			.16	Purchased	0.8250	0.0000	0.0000	0.8250	0.0000	0.8250	0.0000	0.8250	
			1	Electric			.01	Purchased	0.0220	0.0000	0.0000	0.0220	0.0000	0.0220	0.0000	0.0220	
			2	Stl			.02	Purchased	0.3520	0.0000	0.0000	0.3520	0.0000	0.3520	0.0000	0.3520	
			1	Stl			.12	Purchased	0.0860	0.0000	0.0000	0.0860	0.0000	0.0860	0.0000	0.0860	
			1	Rubber & Stl	CRS Strip & Bulk Rubber		.85	Purchased Stamped Heat Treat	2.2308	0.0000	0.0000	2.2308	0.0000	2.2308	0.0000	2.2308	
			1	Rubber & Stl	Bulk Rubber		.11	Welded Rubber	0.0516	0.0299	0.0619	0.1434	0.0441	0.1875	0.0056	0.1961	10
			1	Stl			.28	Purchased	1.5400	0.0000	0.0000	1.5400	0.0000	1.5400	0.0000	1.5400	
			8	Stl			.28	Purchased	0.4400	0.0000	0.0000	0.4400	0.0000	0.4400	0.0000	0.4400	
			8	Stl	Brass Round Bar Stock		1.14	Purchased	0.8800	0.0000	0.0000	0.8800	0.0000	0.8800	0.0000	0.8800	
			8	Stl			.77	Auto Scr. Veh.	1.4624	0.2576	0.9840	2.7040	0.6384	3.3424	0.0057	3.3491	10
			8	Stl			.15	Purchased	1.4080	0.0000	0.0000	1.4080	0.0000	1.4080	0.0000	1.4080	
			8	Stl			.04	Purchased	0.8800	0.0000	0.0000	0.8800	0.0000	0.8800	0.0000	0.8800	
			8	Stl	Sintered Powder Metal Metal Ballots		.47	Pressed Metals	0.1952	0.3376	0.7896	1.3224	0.4000	1.7224	0.0089	1.7313	10
			4	Stl	HR P. 6 Round Bar Stock		.08	Cold Heated & Heat Treated	0.0388	0.0152	0.0388	0.1423	0.0568	0.2096	0.0143	0.2222	10
			4	Stl	HR P. 6 Round Bar Stock		.26	Purchased	1.3200	0.0000	0.0000	1.3200	0.0000	1.3200	0.0000	1.3200	
			8	Stl	50M Round Bar Stock		1.22	Cold Heated Heat & Heat Treated	0.4040	0.2328	1.2498	1.8856	1.0222	2.9098	0.0222	2.9317	10
			8	Stl	50M Round Bar Stock		.88	Auto Scr. Veh. & Heat Treated	0.2664	0.1256	0.2680	0.6600	0.3360	0.9960	0.0023	0.9953	10
			1	Tabing	Tabing		.27	Auto Scr. Veh. & Heat Treated	0.2427	0.0931	0.1730	0.5138	0.1332	0.6470	0.0014	0.6432	10

TASK X ITEM	1976 AUDI	30-ENGINE (CONTINUED)	QTY PER VEHICLE	MATERIAL	STATE OF MATERIAL		FINISH WEIGHT	PROCESS DESCRIPTION	DIRECT MATERIAL	DIRECT LABOR	PER VEHICLE			TOTAL	YEARS AMORT.		
					GRADE	FORM					VARIABLE BURDEN COST	FIXED BURDEN COST	MFG COST			TOOLING	
			3	Stl	CBS Flat Bar Stock		.75	Stamped Heat Treated Ground	0.4020	0.0792	0.2007	0.6819	0.1539	0.8158	0.0091	0.8449	10
		Guide - Push Rod Arm - Rocker	8	Stl	HR P & O Strip Flat Stock		1.78	Heat Treated	0.5672	0.1368	0.4048	1.1088	0.2992	1.4080	0.0129	1.4209	10
		Fastener - Rocker Arm	8	Stl	HR P & O Round Bar Stock		1.32	Cold Heat Treated	0.3032	0.1496	0.8128	1.2656	0.8688	2.1344	0.0143	2.1487	10
		Mounting	1	& Stl	CBS Strip Coil Stock Bulk Rubber		.11	Stamped No/Died Welded	0.0359	0.0332	0.0546	0.1237	0.0438	0.1675	0.0077	0.1752	10
		Lock Plate	2	Stl			.01	Purchased	0.0550	0.0000	0.0000	0.0550	0.0000	0.0550	0.0000	0.0550	
		Lock Plate	1	Stl	CBS Flap Bar Stock		.04	Stamped Heat Treated Ground	0.0133	0.0157	0.0316	0.0606	0.0197	0.0803	0.0029	0.0832	10
		Bracket	1	Stl	Coil Stock		.19	Stamped & Painted	0.0439	0.0102	0.0178	0.0719	0.0071	0.0790	0.0034	0.0824	10
		Bracket	1	Stl	CBS Strip		.13	Stamped & Painted	0.0409	0.0102	0.0178	0.0689	0.0071	0.0760	0.0049	0.0809	10
		Brace	1	Stl	CBS Flat Bar Stock		.10	Stamped & Plated	0.0155	0.0063	0.0140	0.0358	0.0049	0.0407	0.0034	0.0441	10
		Flange - Rear	1	Alum	Die Cast Aluminum Billet		.27	Foundry Die Cast Drilled	0.1393	0.0484	0.1001	0.2878	0.0763	0.3641	0.0228	0.3869	10
		Guide - Flange	1	Stl	CBS Flat Sheet Stock		.12	Stamped Milled	0.0599	0.0535	0.0984	0.2118	0.0333	0.2451	0.0063	0.2514	10
		Retainer	8	Stl	CBS Round Bar Stock		.26	Auto. Scr. Mach. & Heat Treated	0.1576	0.0872	0.5256	0.7704	0.7392	1.5096	0.0029	1.5125	10
		Nut - Adjusting	8	Stl	HR P & O Round Bar Stock		.34	Cold Heat Treated	0.1048	0.1528	0.3696	0.6272	0.2832	0.9104	0.0114	0.9218	10
		Clip	1	Plastic	Pellet		.01	Injection Molding	0.0036	0.0075	0.0116	0.0227	0.0200	0.0427	0.0034	0.0461	10
		Insert	4	Nylon			.05	Purchased	0.1320	0.0000	0.0000	0.1320	0.0000	0.1320	0.0000	0.1320	
		Foppet	16	Stl			.04	Purchased	0.7920	0.0000	0.0000	0.7920	0.0000	0.7920	0.0000	0.7920	
		Tabular Key	1	Stl			.01	Purchased	0.0440	0.0000	0.0000	0.0440	0.0000	0.0440	0.0000	0.0440	
		Gasket	2	Paper			.01	Purchased	0.0440	0.0000	0.0000	0.0440	0.0000	0.0440	0.0000	0.0440	
		Subtotal: Camshaft & Assy.					23.58		17.6614	3.3451	12.1704	33.1769	12.7987	45.9756	0.3827	46.3583	10
		Cover - Cylinder Head	1	Alum	Die Cast Aluminum Billet		4.50	Foundry & Machined	2.1816	0.1693	0.4165	2.7674	0.3209	3.0883	0.0217	3.1100	10
		Plate - Head Cover	1	Stl	CBS Strip Coil Stock		.17	Progressive Die	0.0286	0.0068	0.0133	0.0487	0.0042	0.0529	0.0057	0.0586	10
		Gasket - Head Cover	1	Cork			.12	Purchased	0.2100	0.0000	0.0000	0.2100	0.0000	0.2100	0.0000	0.2100	10
		Cap - Oil Filler	1	Stl			.13	Purchased	0.1800	0.0000	0.0000	0.1800	0.0000	0.1800	0.0000	0.1800	10
		Subtotal: Camshaft & Assy.	6	Stl	Expanded Stl Strip Coil Stock		.10	Stamping	0.0426	0.0246	0.0498	0.1170	0.0156	0.1326	0.0014	0.1340	10

TASK X ITEM 1976 AUDI	REQ D PER VEHICLE	MATERIAL	STATE OF MATERIAL		FINISH WEIGHT	PROCESS DESCRIPTION	PER VEHICLE						TOTAL	YEARS AMORT.	
			GRADE	FORM			DIRECT MATERIAL	DIRECT LABOR	VARIABLE BURDEN	VARIABLE COST	FIXED BURDEN	MFG COST			TOOLING
30-ENGINE (CONTINUED)															
	2	Stl			.01	Purchased	0.0100	0.0000	0.0000	0.0100	0.0000	0.0100	0.0000	0.0100	
Fasteners - Head Cover															
	2	Copper			.01	Purchased	0.0060	0.0000	0.0000	0.0060	0.0000	0.0060	0.0000	0.0060	
Fasteners - Head Cover															
	1		Finished Machined Components			Assembled & Staked	0.0000	0.0451	0.0641	0.1092	0.0709	0.1801	0.0006	0.1807	10
Assy - Head Cover															
					5.04		2.6598	0.2458	0.5437	3.4483	0.4116	3.8599	0.0294	3.8893	
Subtotal - Cylinder Head Cover															
	1	Alum Die Cast Aluminum Ingot Paper & Stl			9.40	Foundry & Machined	4.8480	0.5265	1.7738	7.1483	1.3597	8.5080	0.0643	8.5723	10
Oil Pan															
	2				.04	Purchased	0.1600	0.0000	0.0000	0.1600	0.0000	0.1600	0.0000	0.1600	
Gasket - Oil Pan															
	1	Stl			.18	Purchased	0.0880	0.0000	0.0000	0.0880	0.0000	0.0880	0.0000	0.0880	
Plug - Oil Drain w/Washer															
					.60	Purchased	0.2640	0.0000	0.0000	0.2640	0.0000	0.2640	0.0000	0.2640	
Fasteners															
	1	Stl			.05	Purchased	0.2530	0.0000	0.0000	0.2530	0.0000	0.2530	0.0000	0.2530	
Guide - Oil Diststick															
	1	Stl			.06	Purchased	0.2200	0.0000	0.0000	0.2200	0.0000	0.2200	0.0000	0.2200	
Diststick w/Seal															
					10.33		5.8330	0.5765	1.7738	8.1333	1.3597	9.4930	0.0643	9.5573	10
Subtotal - Oil Pan															
	1	Gray Iron				Foundry Sandcasting	0.8160	0.5360	1.0720	2.4240	1.6160	4.0400	0.0143	4.0543	10
Exhaust Manifold - Casting															
	1	C.I.			9.85	Machined Complete	0.0000	0.1876	0.3815	0.5691	0.2057	0.7743	0.0077	0.7820	10
Exhaust Manifold - Machining															
		Stl			.40	Purchased	0.1760	0.0000	0.0000	0.1760	0.0000	0.1760	0.0000	0.1760	
Fasteners - Exhaust Manifold															
	1	Stl	CRS Strip Coil Stock		.53	Stamped & Oil Painted	0.1665	0.0649	0.1175	0.3489	0.0410	0.3899	0.0100	0.3999	10
Shield - Exhaust Manifold															
	4	Asbestos & Stl			.07	Purchased	0.6600	0.0000	0.0000	0.6600	0.0000	0.6600	0.0000	0.6600	
Gasket - Exhaust Manifold															
	1	Stl			.09	Purchased	0.1430	0.0000	0.0000	0.1430	0.0000	0.1430	0.0000	0.1430	
Gasket - Exhaust Manifold															
	4	Asbestos & Stl			.04	Purchased	0.2200	0.0000	0.0000	0.2200	0.0000	0.2200	0.0000	0.2200	
Gasket - Exhaust Manifold															
					10.98		2.1815	0.7985	1.5710	4.5410	1.8622	6.4032	0.0370	6.4352	10
Subtotal - Exhaust Manifold															

TASK X ITEM	1976 AUDI	REQ'D PER VEHICLE	MATERIAL	STATE OF MATERIAL		FINISH WEIGHT	PROCESS DESCRIPTION	PER VEHICLE					TOTAL		
				GRADE	FORM			DIRECT MATERIAL	DIRECT LABOR	VARIABLE BURDEN	FIXED BURDEN	MFG COST		TOOLING	YEARS AMORT
30-ENGINE (CONTINUED)															
	Assembly - Water Pump	1	Alum & Stl			3.62	Purchased	10.1102	0.0000	0.0000	10.1102	0.0000	10.1102		
	Fasteners - Water Pump		Stl			.36	Purchased	0.1584	0.0000	0.0000	0.1584	0.0000	0.1584		
	Subtotals: Water Pump Assy.					3.98		10.2686	0.0000	0.0000	10.2686	0.0000	10.2686		
	* Assembly - Oil Pump	1	Alum & Stl	Alum. Billet & CRS Strip Coil Stock		3.42	Foundry-Die Cast Stamping/Assemble	2.3727	1.2077	3.2187	6.7941	2.4354	9.2295	9.2206	10
	Oil Filter	1	Paper & Stl			1.04	Purchased	0.9130	0.0000	0.0000	0.9130	0.0000	0.9130		
	Adaptor - Oil Filter	1	Stl			.07	Purchased	0.5926	0.0000	0.0000	0.5926	0.0000	0.5926		
	Fasteners		Stl			.16	Purchased	0.1483	0.0000	0.0000	0.1483	0.0000	0.1483		
	Oil Pump					4.69		4.0266	1.2077	3.2187	8.4530	2.4354	10.8884	10.9745	10
	Subtotals: Assy & Filter														
	Switch - Oil Pressure	1	Stl			.09	Purchased	0.9350	0.0000	0.0000	0.9350	0.0000	0.9350		
	Thermostat	1	Brass & Stl			.16	Purchased	0.8250	0.0000	0.0000	0.8250	0.0000	0.8250		
	Sensor - Water Temp.	1	Stl			.13	Purchased	0.9130	0.0000	0.0000	0.9130	0.0000	0.9130		
	Switch - Water Temp.	1	Plastic & Brass			.12	Purchased	0.9130	0.0000	0.0000	0.9130	0.0000	0.9130		
	Sensor, Switch,					.50		3.5860	0.0000	0.0000	3.5860	0.0000	3.5860		
	Subtotals: Thermostat														

* Not Estimated In Detail

TASK X PG VII 1976 JMDI	MATERIAL	STATE OF MATERIAL	FINISH WEIGHT	PROCESS DESCRIPTION	PER VEHICLE						TOTAL	YEARS AMORT.		
					GRADE	FORM	DIRECT MATERIAL LABOR	VARIABLE BURDEN	VARIABLE COST	FIXED BURDEN			MFG COST	TOOLING
30-TRANSMISSION - TOTALS	1		103.76			178.5731	31.1263	47.9969	257.6953	40.3252	299.0205	0.4496	298.4701	10
Ring Gear	1	Forge Steel	5.50	Forging Purchased	Machine	7.6500	1.2169	2.1922	11.0591	1.9376	12.9967	0.0057	13.0024	10
Differential Housing	1	Gray Iron	8.00	Casting Purchased	Machine	4.5900	2.5403	2.3762	9.5065	2.8474	12.3539	0.0071	12.3610	10
Hex Head	10	CRS	.05	Finished	Purchase	0.2260	0.0000	0.0000	0.2260	0.0000	0.2260	0.0000	0.2260	10
Crown Wheel Screw	2	Forge Steel	.66	Pellet	Heat, Forge, Machine	0.3578	1.4528	2.7364	4.5470	2.4444	6.9914	0.0029	6.9943	10
Small Differential Gear	2	CRS	.02	Finished	Purchase	0.0400	0.0000	0.0000	0.0400	0.0000	0.0400	0.0000	0.0400	10
Thrust Washer	1	4150 Steel	.49	Round Bar	Machine	0.2208	0.0982	0.3694	0.6884	0.2537	0.9421	0.0006	0.9427	10
Pin Bevel Gear - Differential	1	CRS	.01	Finished	Purchase	0.0044	0.0000	0.0000	0.0044	0.0000	0.0044	0.0000	0.0044	10
Tubular Key Pin	1	CRS	.73	Finished	Purchase	11.0700	0.0000	0.0000	11.0700	0.0000	11.0700	0.0000	11.0700	10
Taper Roller Bearing - Left	1	CRS	.52	Finished	Purchase	10.0000	0.0000	0.0000	10.0000	0.0000	10.0000	0.0000	10.0000	10
Taper Roller Bearing - Right	1	CRS	.01	Finished	Purchase	0.0100	0.0000	0.0000	0.0100	0.0000	0.0100	0.0000	0.0100	10
Shim	1	Nylon	.03	Pellets	Injection Mold	0.0267	0.0039	0.0059	0.0365	0.0118	0.0483	0.0043	0.0526	10
Speedometer Gear	1	Plastic	.04	Finished	Purchase	0.0534	0.0000	0.0000	0.0534	0.0000	0.0534	0.0000	0.0534	10
Radial Shaft Seal	2	CRS	.04	Finished	Purchase	0.0600	0.0000	0.0000	0.0600	0.0000	0.0600	0.0000	0.0600	10
Radial Shaft Seal Spring	2	Wire	1.43	Billet	Heat, Forge, Machine	1.4888	1.3066	2.8848	5.6802	2.4346	8.1148	0.0032	8.1180	10
Large Differential Gear	2	CRS	.02	Finished	Purchase	0.0600	0.0000	0.0000	0.0600	0.0000	0.0600	0.0000	0.0600	10
Large Differential Gear	2	CRS	.30	Strip	Stamping	0.0626	0.0562	0.0828	0.2016	0.0484	0.2500	0.0006	0.2506	10
Screw (Flanged Shaft)	2	CRS	.14	Finished	Purchase	0.0622	0.0000	0.0000	0.0622	0.0000	0.0622	0.0000	0.0622	10
Flanged Shaft	2	Iron	4.76	Casting Purchased	Machine	2.5500	2.0262	2.6754	7.2516	2.8666	10.1182	0.0029	10.1211	10
Shim	1	CRS	.01	Finished	Purchase	0.0100	0.0000	0.0000	0.0100	0.0000	0.0100	0.0000	0.0100	10
Speedometer Drive Gear Bushing	1	Aluminum	.06	Hex Bar	Machine	0.2025	0.0363	0.1302	0.3690	0.1561	0.5251	0.0003	0.5254	10
Speedometer Drive Gear	1	Nylon	.02	Pellets	Injection Mold	0.0144	0.0039	0.0098	0.0281	0.0079	0.0360	0.0036	0.0446	10
Flange (Flanged Shaft)	6	CRS	.30	Coil	Stamping	0.0648	0.0084	0.0282	0.1014	0.0054	0.1068	0.0003	0.1071	10
Washer	1	Sintered Metal	.05	Finished	Purchase	0.0432	0.0000	0.0000	0.0432	0.0000	0.0432	0.0000	0.0432	10
Washer	1	CRS	.01	Finished	Purchase	0.0055	0.0000	0.0000	0.0055	0.0000	0.0055	0.0000	0.0055	10
Tubular Key Pin	9	CRS	.05	Finished	Purchase	0.2043	0.0000	0.0000	0.2043	0.0000	0.2043	0.0000	0.2043	10

* Not Estimated in Detail

TASK X PPG VII ITEM 1976 AUDI	REO O PER VEHICLE	MATERIAL	STATE OF MATERIAL		FINISH WEIGHT	PROCESS DESCRIPTION	DIRECT MATERIAL	DIRECT LABOR	PER VEHICLE			TOTAL	YEARS AMORT.		
			GRADE	FORM					VARIABLE BURDEN	VARIABLE COST	FIXED BURDEN			MFG COST	TOOLING
30-TRANSMISSION (CONTINUED)															
Assembly-Differential	1	---	---	---	---	Assemble	0.0000	0.4061	0.0957	0.5018	0.1059	0.6077	0.0114	0.6191	10
Subtotal: Differential				23.25			39.0774	9.1558	13.5870	61.8202	13.1198	74.9400	0.0479	74.9879	10
Main Shaft	1	4140 Alloy	Forging Purchased	5.30	Machine	7.1628	2.8968	6.1134	16.1730	4.7522	20.9252	0.0086	20.9338	10	
Needle Cage-3rd	1	CRS Gray Iron	Finished	.06	Purchase	1.1100	0.0000	0.0000	1.1100	0.0000	1.1100	0.0000	1.1100	10	
Speed Sliding Gear	1	CRS Gray Iron	Casting Purchased	1.73	Machine	3.8760	0.9731	1.7443	6.5934	1.4162	8.0096	0.0020	8.0106	10	
Sliding Gear - 3rd Speed	2	Brass	Plate	.20	Stamping	1.5864	0.2436	0.5786	2.4096	0.4340	2.8426	0.0017	2.8443	10	
Synchronizing Ring-1st-4th Speed	2	Spring Steel	Strip	.01	Stamping	0.0094	0.0040	0.0092	0.0226	0.0036	0.0262	0.0000	0.0262	10	
Spring-1st-4th Speed Lock	3	CRS	Coil	.02	Stamping	0.0042	0.0096	0.0168	0.0306	0.0048	0.0354	0.0003	0.0357	10	
Lock-Synchronizer-3rd-4th Speed	1	Gray Iron	Casting Purchased	.09	Machine	1.3998	0.4897	0.8846	2.7741	0.7303	3.5044	0.0017	3.5061	10	
Operating Sleeve For Synchronizer 3rd & 4th Speed	1	Gray Iron	Casting Purchased	.85	Machine	2.3460	0.4654	1.1948	4.0062	0.7718	4.7780	0.0017	4.7797	10	
Synchronizer - 3rd-4th Speed	1	Spring Steel	Coil	.01	Stamping	0.0272	0.0046	0.0073	0.0391	0.0021	0.0412	0.0003	0.0415	10	
Snap Ring (Main Shaft)	1	Gray Iron	Casting Purchased	2.91	Machine	6.7320	1.1446	2.1244	10.0010	1.6616	11.6626	0.0022	11.6648	10	
Sliding Gear-4th Speed	1	CRS	Finished	.05	Purchase	1.3200	0.0000	0.0000	1.3200	0.0000	1.3200	0.0000	1.3200	10	
* Needle Cage-Sliding Gear-4th Speed	1	CRS	Coil	.05	Stamping	0.0329	0.0066	0.0113	0.0508	0.0021	0.0529	0.0003	0.0532	10	
Thrust Washer	1	CRS	Coil	.01	Stamping	0.0112	0.0015	0.0035	0.0162	0.0021	0.0183	0.0003	0.0186	10	
Circ-4th Speed Sliding Gear Needle Sleeve	1	CRS	Finished	.01	Purchase	2.1000	0.0000	0.0000	2.1000	0.0000	2.1000	0.0000	2.1000	10	
* (Main Shaft Center Bearing)	1	CRS	Finished	.01	Purchase	0.1000	0.0000	0.0000	0.1000	0.0000	0.1000	0.0000	0.1000	10	
* Bushing-Main Shaft-Front Radial Shaft Seal	1	CRS	Finished	.18	Purchase	0.1800	0.0000	0.0000	0.1800	0.0000	0.1800	0.0000	0.1800	10	
* Main Shaft-Front Grooved Bearing	1	CRS	Finished	.01	Purchase	6.3700	0.0000	0.0000	6.3700	0.0000	6.3700	0.0000	6.3700	10	
* (Rear Main Shaft) (Radial)	1	CRS	Coil	.01	Stamping	0.0064	0.0020	0.0042	0.0126	0.0011	0.0137	0.0003	0.0140	10	
Circ-Clip (Rear Main Shaft)	1	CRS	Coil	.05	Stamping	0.0158	0.0019	0.0040	0.0217	0.0011	0.0228	0.0003	0.0231	10	
Washer	1	CRS	Finished	.02	Purchase	0.0096	0.0000	0.0000	0.0096	0.0000	0.0096	0.0000	0.0096	10	
* Hex Head SCREW	1	---	---	---	Assemble	0.0000	0.4061	0.0957	0.5018	0.1059	0.6077	0.0086	0.6163	10	
Assembly Gears-Needle Cages-Rings				12.1LS			34.3997	6.6495	12.7921	53.8413	9.8869	63.7302	0.0283	63.7585	10
Subtotal: Assemble Main Shaft															

* Not Estimated in Detail

TASK X ITEM	TASK X FPG VII 1976 ADDI	REQ'D PER VEHICLE	MATERIAL	STATE OF MATERIAL		FINISH WEIGHT	PROCESS DESCRIPTION	PER VEHICLE						TOTAL YEARS AMORT.		
				GRADE	FORM			DIRECT MATERIAL	DIRECT LABOR	VARIABLE BURDEN	FIXED BURDEN	MFG COST	TOOLING			
															30-6000	0.2802
30-TRANSMISSION (CONTINUED)																
	Transmission Case	1	Aluminum	Purchase	Casting	28.75	Machine	30.6000	0.2802	0.2909	31.1711	0.3830	31.5541	0.1686	31.7427	10
	Subtotal: Transmission Case					28.75		30.6000	0.2802	0.2909	31.1711	0.3830	31.5541	0.1686	31.7427	10
	Drive Shaft Pinion	1	4140 Alloy Steel	Purchase	Forging	4.00	Machine	4.0851	2.1159	3.6825	10.0835	3.7829	13.8664	0.0033	12.8697	10
	Shim	1	StockCRS	Coil		.01	Stamping	0.0173	0.0014	0.0028	0.0215	0.0009	0.0224	0.0001	0.0245	10
	Shim	1	StockCRS	Coil		.01	Stamping	0.0448	0.0014	0.0028	0.0490	0.0009	0.0499	0.0001	0.0500	10
	* Pedal Taper Bearing (Front Drive Shaft)	1	CRS	Finished		1.00	Purchase	13.9500	0.0000	0.0000	13.9500	0.0000	13.9500	0.0000	13.9500	
	Gear-4th Speed (Drive Shaft Pinion)	1	Gray Iron	Purchase	Casting	.96	Machine	2.0400	0.5585	1.0122	3.6107	0.6563	4.2670	0.0013	4.2683	10
	Circlip-4th Speed Gear	1	CRS	Coil		.04	Stamping	0.0458	0.0028	0.0056	0.0544	0.0011	0.0555	0.0003	0.0558	10
	Gear-3rd Speed (Drive Shaft Pinion)	1	Gray Iron	Purchase	Casting	.75	Machine	3.0804	0.4985	0.9464	4.5253	0.4086	4.9339	0.0014	4.9353	10
	Circlip-3rd Speed Gear	1	CRS	Coil		.05	Stamping	0.0112	0.0014	0.0036	0.0162	0.0021	0.0183	0.0003	0.0186	10
	* Needlecege-2nd Speed Sliding Gear	1	CRS	Finished		.20	Purchase	1.1100	0.0000	0.0000	1.1100	0.0000	1.1100	0.0000	1.1100	
	Sliding Gear-2nd Speed	1	Gray Iron	Purchase	Casting	1.22	Machine	3.0600	0.8872	1.5302	5.4774	1.4084	6.8858	0.0019	6.8877	10
	Synchronizing Ring-1st-4th Speed	2	Brass Spring Steel	Purchase	Casting	.40	Machine	1.5864	0.2436	0.5786	2.4086	0.4640	2.8726	0.0017	2.8743	10
	Spring-1st-4th Speed Lock	2	Steel	Strip		.50	Stamping	0.0094	0.0040	0.0092	0.0226	0.0036	0.0262	0.0003	0.0265	10
	Lock (For Synchronizer 1-2 Speed)	3	CRS	Coil		.40	Stamping	0.0054	0.0093	0.0165	0.0318	0.0048	0.0366	0.0003	0.0369	10
	Synchronizer-1st-2nd Speed	1	Gray Iron	Purchase	Casting	.40	Machine	3.4680	0.5798	1.4630	5.5108	0.9064	6.4172	0.0020	6.4192	10
	Operating Sleeve-Synchronizer	1	Gray Iron	Purchase	Casting	.37	Machine	2.8560	0.5549	1.0382	4.4491	0.7199	5.1690	0.0011	5.1701	10
	* Spring-1st to 4th Speed Lock	2	Spring Steel	Finished		.40	Purchase	0.0226	0.0000	0.0000	0.0226	0.0000	0.0226	0.0000	0.0226	
	Synchronizer Ring-1st-4th Speed	2	Brass Spring Steel	Purchase	Casting	.40	Machine	1.5864	0.2436	0.5786	2.4086	0.4640	2.8726	0.0017	2.8743	10
	Snap Ring (Drive Shaft Pinion)	1	Steel	Coil		.01	Stamping	0.0379	0.0046	0.0074	0.0499	0.0021	0.0520	0.0003	0.0523	10
	* Needle Cage-1st Speed Sliding Gear	1	CRS	Finished		.20	Purchase	1.0800	0.0000	0.0000	1.0800	0.0000	1.0800	0.0000	1.0800	
	Sliding Gear-1st Speed- Drive Shaft Pinion	1	Gray Iron	Purchase	Casting	1.99	Machine	6.3240	1.4731	2.6643	10.4614	1.2007	11.6621	0.0020	11.6641	10
	* Radial Taper Roller Bearing	1	CRS	Finished		1.00	Purchase	11.0700	0.0000	0.0000	11.0700	0.0000	11.0700	0.0000	11.0700	
	Washer	1	CRS	Coil		.05	Stamping	0.0158	0.0019	0.0040	0.0217	0.0011	0.0228	0.0003	0.0231	10

* Not Estimated In Detail

TASK X PGC VII 1976 AUDI	40'D PER VEHICLE	MATERIAL	STATE OF MATERIAL		FINISH WEIGHT	PROCESS DESCRIPTION	PER VEHICLE					TOTAL	YEARS AMORT.		
			GRADE	FORM			DIRECT MATERIAL	DIRECT LABOR	VARIABLE BU-DOEN COST	FIXED BURDEN COST	MEG COST			TOOLING	
30-TRANSMISSION (CONTINUED)															
• Hex Head Screw Assemble Gears, Bearings, Shims, Etc. to Drive Shaft Pinion	1	CRS	Finished		.6	Purchase	0.0300	0.0000	0.0000	0.0000	0.0300	0.0000	0.0300		
Subtotal: Drive Shaft Pinion	1				14.39	Assemble	51.5365	7.5446	13.6418	76.3669	10.1337	87.1076	0.0567	97.1273	10
• Sub Assembly Guide and Lock	1					Assemble	0.0000	0.0507	0.0718	0.1225	0.0794	0.2013	0.0003	0.2022	10
• Flat Washer	2	CRS	Finished		.11	Purchase	0.0026	0.0000	0.0000	0.0226	0.0000	0.0226	0.0000	0.0226	
• Hex Nut	1	CRS	Finished		.61	Purchase	0.0042	0.0000	0.0000	0.0042	0.0000	0.0042	0.0000	0.0042	
• Hex Head Bolt Guide Lock	1	CRS	Finished		.24	Purchase	0.0168	0.0000	0.0000	0.0168	0.0000	0.0168	0.0000	0.0168	
• Guide	1	HRS	Round Bar		.63	Machine	0.0617	0.0703	0.1369	0.2689	0.0684	0.3373	0.0001	0.3374	10
• Sub Assembly Subtotal: Guide and Lock	1	CRS	Coil		.52	Stamping	0.0479	0.0856	0.2219	0.3554	0.1199	0.4753	0.0010	0.4763	10
• Selector Shaft	1				.76		0.1332	0.2066	0.4306	0.7704	0.2677	1.0381	0.0014	1.0395	10
• Selector	1	HRS	Round Bar		1.1	Machine	0.2952	0.0363	0.1302	0.4517	0.1561	0.6078	0.0001	0.6079	10
• Sub Assemble-Selector Shaft	2	HRS	Flat Bar		.50	Machine	0.0750	0.0028	0.0056	0.0824	0.0018	0.0852	0.0001	0.0453	10
• Subtotal: Selector Shaft	1				1.6	Weld	0.0000	0.0698	0.3288	0.3986	0.3123	0.7109	0.0303	0.7112	10
• Plug	1	CRS	Finished		.61	Purchase	0.3602	0.1089	0.4646	0.9337	0.4702	1.4029	0.0005	1.4044	10
• Seal	1	CRS	Finished		.61	Purchase	0.0030	0.0000	0.0000	0.0030	0.0000	0.0030	0.0000	0.0030	
• Stop Screw Guide for Selector Fork	1	CRS	Finished		.61	Purchase	0.0050	0.0000	0.0000	0.0050	0.0000	0.0050	0.0000	0.0050	
• Selector Fork-1st and 2nd Selector Fork-1st and 2nd Selector Rod-1st-2nd Speed	1	Iron	Purchase Casting		.19	Machine	0.0300	0.0000	0.0000	0.0300	0.0000	0.0300	0.0000	0.0300	
• Selector Rod-1st-2nd Speed	1	Brass	Purchase Casting		.26	Machine	0.5100	0.2226	0.4649	1.1975	0.2546	1.4521	0.0014	1.4535	10
• Sub-Assemble-Selector Rod & Fork Sub Assemble- Selector Rod & Fork	1	HRS	Round Bar		.62	Machine	2.4440	0.1394	0.2122	2.7906	0.1590	2.9496	0.0017	2.9603	10
• Subtotal: Selector Rod & Fork	1				1.19	Assemble	0.1946	0.2824	0.6639	1.1503	0.3528	1.5037	0.0013	1.5050	10
• Set Fast: 1st-1 In Detail	1						0.0000	0.1128	0.0797	0.1925	0.0982	0.2807	0.0003	0.2810	10
							3.1946	0.7572	1.4267	5.3585	0.6546	6.2231	0.0047	6.2278	10

TASK X ITEM	PGC VII 1976 FORD	TASK X ITEM	MATERIAL	STATE OF MATERIAL		FINISH WEIGHT	PROCESS DESCRIPTION	PER VEHICLE					TOTAL	YEARS AMORT.		
				GRADE	FORM			DIRECT MATERIAL	DIRECT LABOR	VARIABLE BURDEN COST	FIXED BURDEN	MFG COST			TOOLING	
30-TRAMPASSIBLE (CONTINUED)																
	1	Sub Assembly-Selector Rod-3rd-4th Speed	CRS	Finished		.01	Assemble	0.0000	0.0564	0.0797	0.1361	0.0892	0.2243	0.0003	0.2246	10
	1	Plug	CRS	Finished		.01	Purchase	0.0030	0.0000	0.0000	0.0030	0.0000	0.0030	0.0000	0.0030	
	1	Adapter-Selector Lock	CRS	Finished		.01	Purchase	0.0020	0.0000	0.0000	0.0020	0.0000	0.0020	0.0000	0.0020	
	2	Tubular Key Guide for Selector Rod 3rd-4th Speeds	CRS Gray Iron	Finished		.01	Purchase	0.0050	0.0000	0.0000	0.0050	0.0000	0.0050	0.0000	0.0050	
	1	Selector Rod-3rd-4th Speed	CRS	Purchase Casting		.11	Machine	0.3570	0.2226	0.4649	1.0445	0.2546	1.2991	0.0013	1.3004	10
	1	Sub Assembly-Selector Subtotal: Rod-3rd-4th Speed	HRS	Round Bar		.57	Machine	0.2180	0.3498	0.8377	1.4055	0.4742	1.6797	0.0013	1.8810	10
	1	Sub Assembly-Reverse Gear, Sleeve & Shaft	HRS	Round Bar		.71	Machine	0.5850	0.6288	1.3823	2.5961	0.8170	3.4131	0.0029	3.4160	10
	1	Reverse Gear	Gray Iron	Purchase Casting		.76	Machine	0.0000	0.0507	0.0718	0.1225	0.0794	0.2019	0.0003	0.2022	10
	1	Sleeve (Reverse Gear)	Steel Copier	Finished		.04	Machine	1.8360	0.5411	1.0563	3.4334	0.3392	3.8256	0.0008	3.8264	10
	1	Shaft (Reverse Gear)	CRS	Round Bar		.47	Machine	0.2000	0.0000	0.0000	0.2000	0.0000	0.2000	0.0000	0.2000	
	1	Sub Assembly-Reverse Subtotal: Gear, Sleeve & Shaft	CRS	Round Bar		1.27	Machine	0.2415	0.1239	0.2367	0.6021	0.1203	0.7224	0.0006	0.7230	10
	1	Sub Assembly-Reverse Operating Lever	HRS	Round Bar		1.27	Machine	2.2775	0.7157	1.3648	4.3580	0.5919	4.9499	0.0017	4.9516	10
	1	Washer	CRS	Finished		—	Assemble	0.0000	0.0677	0.0479	0.1156	0.0529	0.1685	0.0003	0.1688	10
	1	Hex Head Screw	CRS	Finished		.01	Purchase	0.0020	0.0000	0.0000	0.0020	0.0000	0.0020	0.0000	0.0020	
	1	Lock	CRS	Finished		.01	Purchase	0.0050	0.0000	0.0000	0.0050	0.0000	0.0050	0.0000	0.0050	
	1	Selector Rod-Reverse Gear	CRS	Round Bar		.03	Machine	0.0007	0.0012	0.0043	0.0062	0.0036	0.0098	0.0003	0.0101	10
	1	Sub Assembly-Operating Lever-Reverse Gear	HRS	Round Bar		.65	Machine	0.2083	0.3657	0.8427	1.4167	0.3898	1.8065	0.0011	1.8076	10
	1	Subtotal: Operational Lever Rod	CRS	Strip-Round Bar		.26	Machine	0.1272	0.0915	0.2212	0.4399	0.2368	0.6767	0.0006	0.6773	10
	1	Sub Assembly-Selector Shaft	HRS	Strip-Round Bar		1.39	Strip-Round Bar	0.3432	0.5261	1.1161	1.9854	0.6831	2.6685	0.0023	2.6708	10
	1	Circle	CRS	Finished		.01	Purchase	0.0006	0.0000	0.0000	0.0006	0.0000	0.0006	0.0000	0.0006	
	1	Washer	CRS	Finished		.02	Purchase	0.0083	0.0000	0.0000	0.0083	0.0000	0.0083	0.0000	0.0083	

* Not Estimated In Detail

TASK X ITEM 1976 AUDI	REQ'D PER VEHICLE	MATERIAL	STATE OF MATERIAL		FINISH WEIGHT	PROCESS DESCRIPTION	PER VEHICLE					TOTAL	YEARS AMORT.		
			GRADE	FORM			DIRECT MATERIAL	DIRECT LABOR	VARIABLE BURDEN COST	FIXED BURDEN	MFG COST			TOOLING	
30-TRANSMISSION (CONTINUED)															
Spring	1	Spring Steel		Wire	.01	Machining	0.0083	0.0038	0.0066	0.0187	0.0020	0.0207	0.0003	0.0210	10
Sub Assembly-Selector Shaft Sub Assembly-	1					Assemble	0.0000	0.0226	0.0319	0.0545	0.0262	0.0807	0.0003	0.0810	10
Subtotal: Selector Shaft					1.43		0.1790	0.3120	1.0452	1.5362	0.9917	2.5279	0.0014	2.5293	10
* Detent (small)	1	Sintered Metal		Finished	.01	Purchase	0.0010	0.0000	0.0000	0.0010	0.0000	0.0010	0.0000	0.0010	
* Detent (large)	1	Sintered Metal		Finished	.01	Purchase	0.0010	0.0000	0.0000	0.0010	0.0000	0.0010	0.0000	0.0010	
* Magnetic Plug	1	CRS		Finished	.03	Purchase	0.0400	0.0000	0.0000	0.0400	0.0000	0.0400	0.0000	0.0400	
Swivel Bolt	1	CRS		Hex Bar	.03	Machine	0.0249	0.0371	0.1317	0.1937	0.1561	0.3498	0.0003	0.2501	10
* Switch	1			Aluminum-Steel- Plastic-Copper	.38	Purchase	0.4000	0.0000	0.0000	0.4000	0.0000	0.4000	0.0000	0.4000	
Bracket-Transmission	1	CRS		Strip	.05	Stamping	0.0112	0.0026	0.0053	0.0191	0.0009	0.0200	0.0000	0.0200	
Drain Plug Washer-Transmission	1	Aluminum		Coil	.01	Stamping	0.0032	0.0012	0.0024	0.0068	0.0007	0.0075	0.0003	0.0078	10
Drain Plug-Transmission	2	CRS		Hex Bar	.40	Machine	0.1408	0.0484	0.1734	0.3626	0.2080	0.5706	0.0000	0.5706	
Subtotal: Switch & Drain Plug					.92		0.6311	0.0893	0.3128	1.0332	0.3657	1.3989	0.0006	1.3995	10
Shift Rod Cover-Transmission	1	Aluminum		Purchase Casting	.15	Machine	0.5100	0.1176	0.2614	0.8890	0.2677	1.1567	0.0003	1.1570	10
* Hex Head Bolts & Washers	3	CRS		Finished	.01	Purchase	0.0210	0.0000	0.0000	0.0210	0.0000	0.0210	0.0000	0.0210	
Retainer-Guide-Transmission Upper	1	CRS		Coil	.02	Stamping	0.0201	0.0021	0.0053	0.0275	0.0011	0.0286	0.0006	0.0292	10
Guide-Transmission Case Guide	1	Nylon		Pellets	.06	Injection Mold	0.0713	0.0071	0.0159	0.0943	0.0158	0.1101	0.0042	0.1143	10
Subtotal: Transmission Case					.24		0.6224	0.1268	0.2826	1.0318	0.2846	1.3164	0.0051	1.3215	10
* Vent Tube	1	Rubber		Finished	.01	Purchase	0.1000	0.0000	0.0000	0.1000	0.0000	0.1000	0.0000	0.1000	
* Vent	1	Rubber		Finished	.01	Purchase	0.0031	0.0000	0.0000	0.0031	0.0000	0.0031	0.0000	0.0031	
Upper Plug (In Transmission Cover)	1	CRS		Coil	.18	Stamping	0.0517	0.0027	0.0055	0.0599	0.0017	0.0616	0.0009	0.0625	10
Subtotal: Vent & Upper Plug					.20		0.1548	0.0027	0.0055	0.1630	0.0017	0.1647	0.0009	0.1656	10

* Not Estimated In Detail

TASK X ITEM	1976 AUDI	10-TRANSMISSION (CONTINUED)	P.O.# PER VEHICLE	MATERIAL	STATE OF MATERIAL		FINISH WEIGHT	PROCESS DESCRIPTION	PER VEHICLE						TOTAL	YEARS AMORT.	
					GRADE	FORM			DIRECT MATERIAL	DIRECT LABOR	VARIABLE BURDEN	VARIABLE COST	FIXED BURDEN	MFG COST			TOOLING
			1	CRS Spring Steel	Tubing		.01	Machine	0.0032	0.0024	0.0068	0.0124	0.0033	0.0157	0.0003	0.160	10
			1	Steel	Wire		.01	Machine	0.0029	0.0013	0.0031	0.0073	0.0012	0.0085	0.0003	0.088	10
			1	Nylon	Pellets		.02	Injection Mold	0.0180	0.0059	0.0132	0.0371	0.0131	0.0502	0.0029	0.531	10
			1	Nylon	Pellets		.01	Injection Mold	0.0103	0.0059	0.0132	0.0394	0.0132	0.0826	0.0057	0.483	10
			1	Plastic Spring Steel	Pellets		.01	Injection Mold	0.0018	0.0024	0.0053	0.0095	0.0051	0.0146	0.0028	0.174	10
			1	Spring Steel	Wire		.04	Machine	0.0442	0.0120	0.0204	0.0766	0.0055	0.0821	0.0003	0.824	10
			1	Spring Steel	Coil		.01	Stamping	0.0031	0.0015	0.0033	0.0079	0.0037	0.0116	0.0006	0.122	10
			4	CRS	Finished		.01	Purchase	0.0660	0.0000	0.0000	0.0060	0.0000	0.0060	0.0000	0.060	
			1	Rubber	Finished		.01	Purchase	0.0500	0.0000	0.0000	0.0500	0.0000	0.0500	0.0000	0.500	
							.13		0.1395	0.0314	0.0653	0.2362	0.0451	0.2813	0.0129	0.2942	10
			1	CRS Nylon	Hex, Round Bar, Tubing, Pellets		.15	Machine	0.1348	0.3102	0.6965	1.1415	0.5297	1.6712	0.0040	1.6752	10
							.15		0.1348	0.3102	0.6965	1.1415	0.5297	1.6712	0.0040	1.6752	10
			1	Rubber	Finished		.01	Purchase	0.1000	0.0000	0.0000	0.1000	0.0000	0.1000	0.0000	0.1000	
			1	Aluminum	Purchase Casting		3.73	Machine	4.3350	0.2104	0.4394	4.9848	0.4211	5.4059	0.0026	5.4085	10
			4	1141 CRS Gray	Round Bar		.07	Machine	0.0844	0.0840	0.1940	0.3624	0.0968	0.4592	0.0000	0.4592	
			1	Iron	Purchase Casting		11.64	Machine	4.3260	0.2096	0.4010	4.9366	0.2730	5.2096	0.0885	5.2981	10
			25	CRS	Finished		.01	Purchase	0.3625	0.0000	0.0000	0.3625	0.0000	0.3625	0.0000	0.3625	
			25	CRS	Finished		.01	Purchase	0.0250	0.0000	0.0000	0.0250	0.0000	0.0250	0.0000	0.250	
			11	CRS	Finished		.01	Purchase	0.0495	0.0000	0.0000	0.0495	0.0000	0.0495	0.0000	0.495	
			10	CRS	Finished		.01	Purchase	0.1330	0.0000	0.0000	0.1330	0.0000	0.1330	0.0000	1.330	
			10	CRS	Finished		.01	Purchase	0.6270	0.0000	0.0000	0.6270	0.0000	0.6270	0.0000	6.270	
			2	CRS	Finished		.01	Purchase	0.0396	0.0000	0.0000	0.0396	0.0000	0.0396	0.0000	0.396	
			4	CRS	Finished		.01	Purchase	0.0080	0.0000	0.0000	0.0080	0.0000	0.0080	0.0000	0.080	

* Not Estimated In Detail

TASK X FIG. VII ITEM 1976 AUDI	REQ'D PER VEHICLE	MATERIAL	STATE OF MATERIAL		FINISH WEIGHT	PROCESS DESCRIPTION	PER VEHICLE						TOTAL		
			GRADE	FORM			DIRECT MATERIAL	DIRECT LABOR	VARIABLE BURDEN	VARIABLE COST	FIXED BURDEN	MFG COST	TOOLING	YEARS AMORT.	
30-TRANSMISSION (CONTINUED)															
* Hex Nut	1	CNS	Finished		.01	Purchase	0.0100	0.0000	0.0000	0.0100	0.0000	0.0100	0.0000	0.0100	
* Star Washer	3	CNS	Finished		.01	Purchase	0.0012	0.0000	0.0000	0.0012	0.0000	0.0012	0.0000	0.0012	
* Hex Head Bolt	1	CNS	Finished		.01	Purchase	0.0432	0.0000	0.0000	0.0432	0.0000	0.0432	0.0000	0.0432	
* Hex Head Bolt	3	CNS	Finished		.01	Purchase	0.0588	0.0000	0.0000	0.0588	0.0000	0.0588	0.0000	0.0588	
Assemble Transmission Transmission Cover	1				15.56	Assemble	0.0000	1.0152	0.0957	1.1109	0.1059	1.2168	0.0286	1.2454	10
Subtotal: and Assembly							10.2032	1.5192	1.1301	12.8525	0.8968	13.7493	0.1197	13.8690	10

* Not Estimated in Detail

ITEM	TASK X 1975 CHEVILLE COMPANY	REQ'D PER VEHICLE	MATERIAL	STATE OF MATERIAL		FINISH WEIGHT	PROCESS DESCRIPTION	PER VEHICLE					TOTAL	YEARS AMORT.				
				GRADE	FORM			DIRECT MATERIAL	DIRECT LABOR	VARIABLE BURDEN	VARIABLE COST	FIXED BURDEN			MFG COST	TOOLING		
30-ENGINE																		
	Engine Block Assembly				143.0					16.7491	14.8579	38.3756	73.9826	53.8455	177.8281	0.4798	128.3079	10
	Crankshaft				74.44					7.2621	5.1939	20.2873	32.7433	29.2563	61.9996	0.2314	62.2310	10
	Piston				10.2					8.7606	1.1786	2.3572	12.2964	2.3712	14.6676	0.0400	14.7076	10
	Connecting Rod				7.86					2.3382	3.8532	7.7064	13.8978	5.3388	19.2366	0.0534	19.2900	10
	Bearings				2.3					5.9547	0.0000	0.0000	5.9547	0.0000	5.9547	0.0000	5.9547	
	Flywheel				30.12					4.0177	1.5418	3.0835	8.6430	2.8351	11.4781	0.0630	11.5411	10
	Cylinder Head Assembly				92.05					9.3029	1.2773	2.5553	13.1355	4.4769	17.6124	0.1511	17.7635	10
	Intake - Valve				1.38					0.5994	0.3354	1.1508	2.0856	0.8274	2.9130	0.0386	2.9516	10
	Exhaust - Valve				1.36					0.9360	0.3828	1.1086	2.6274	0.9060	3.5334	0.0386	3.5720	10
	Valve Train Assembly				21.47					7.1263	1.6153	6.4713	15.2129	8.2106	23.4235	0.1602	23.5837	10
	Cover - Valve Pocker Arm				4.92					1.7009	0.4682	0.8877	3.0568	0.9520	4.0088	0.1017	4.1105	10
	Oil Pan				7.64					2.5991	0.5198	1.0396	4.1585	1.2587	5.4172	0.1003	5.5175	10
	Exhaust Manifold				23.06					4.9730	1.6314	3.1128	9.7172	3.6707	13.3879	0.2137	13.6016	10
	Fuel - Pump Assembly				1.02					2.2903	0.0000	0.0000	2.2903	0.0000	2.2903	0.0000	2.2903	
	Water - Pump Assembly				6.6					6.2813	0.4713	0.9728	7.7254	1.2433	8.9687	0.0354	9.0041	10
	Oil - Pump Assembly				3.96					2.6247	0.6991	1.3982	4.7220	1.0479	5.7699	0.1349	5.9048	10
	Sensors				.22					1.6720	0.0000	0.0000	1.6720	0.0000	1.6720	0.0000	1.6720	
	Clutch Cover Assembly				9.25					2.9061	0.4999	1.0733	4.4793	1.0610	5.5403	0.1062	5.6465	10
	Fork Clutch Release				1.27					0.4799	0.0824	0.1539	0.7162	0.0737	0.7899	0.0377	0.8276	10
	Clutch Components				21.77					15.3097	0.8525	1.7228	17.8850	1.9444	19.8294	0.0602	19.8894	10
	ENGINE TOTAL				467.2					103.8840	39.4608	93.6571	237.0019	119.3195	356.3214	2.0466	358.3674	10

ITEM	TASK X 1975 CHEVELLE ENGINE	REQ'D PER VEHICLE	MATERIAL	STATE OF MATERIAL		FINISH WEIGHT	PROCESS DESCRIPTION	PER VEHICLE					TOTAL	YEARS AMORT.	
				GRADE	FORM			DIRECT MATERIAL LABOR	VARIABLE BURDEN COST	FIXED BURDEN COST	MFG COST	TOOLING			
30 ENGINE TOTALS														2.1575	359.4769
1	Engine Block Assembly	1	Various	Finished Machine Engine Components	.00	Assembly	0.0000	10.4904	14.8335	25.3239	16.4145	41.7384	0.0571	41.7955	10
1	Cylinder Block Assemble	1	Gray Iron	Machined Cast Block/Springs	.00	Machined Transfer Line	0.0000	0.9440	3.5400	4.4840	5.5274	10.0064	0.0286	10.0350	10
1	Cylinder Block Casting	1	Gray Iron	Pig Iron Cast Iron	.00	Foundry Casting Transfer Line	11.5544	6.0933	15.2423	32.8900	24.3100	57.2000	0.2571	57.4571	10
1	Cylinder Block Machining	1	C. I.	Gray Iron	129.00	Machined Transfer Line	0.0000	0.8496	3.1860	4.0356	4.9701	9.0057	0.0286	9.0343	10
6	Main Bearing Cap Castings	6	Gray Iron	Cast Iron Billet	.00	Purchased Machined	1.8480	0.0000	0.0000	1.8480	0.0000	1.8480	0.0000	1.8480	
6	Main Bearing Cap Machining	6	C. I.	Cast Iron Casting	7.02	Brosch/Drilled	0.0000	0.2880	1.0998	1.3878	2.0446	3.4326	0.0086	3.4412	10
1	Thrust Bearing Casting	1	Gray Iron	Pig Iron Billet		Purchased Machined	0.5060	0.0000	0.0000	0.5060	0.0000	0.5060	0.0000	0.5060	
1	Thrust Bearing Machining	1	C. I.	Cast Iron Casting	1.52	Brosch/Drilled	0.0000	0.0639	0.2441	0.3080	0.4536	0.7616	0.0143	0.7759	10
14	Bolt-Main Bearing Cap	14	STL	CRS Strip	1.83	Purchased Stamping	0.8052	0.0000	0.0000	0.8052	0.0000	0.8052	0.0000	0.8052	
2	Plug-Engine Block	2	STL	Coll Stock	.16	Progressive Die	0.0474	0.0136	0.0226	0.0836	0.0084	0.0920	0.0023	0.0943	10
1	Cover-Bell Housing	1	STL	Coll Stock	.64	Stamping Blank & Draw Die	0.1983	0.0108	0.0217	0.2308	0.0070	0.2378	0.0126	0.2504	10
1	Seal-Rear Bearing Crankshaft	1	Rubber	---	.05	Purchased	0.1320	0.0000	0.0000	0.1320	0.0000	0.1320	0.0000	0.1320	
1	Cover Assembly-Crankcase Front End	1	STL	Coll Stock	1.25	Stamped, Welded & Assemble	0.3075	0.0993	0.1756	0.5824	0.1115	0.6939	0.0580	0.7519	10
1/set	Gasket-Front Cover	1/set	Paper	---	.02	Purchased	0.1100	0.0000	0.0000	0.1100	0.0000	0.1100	0.0000	0.1100	
1	Seal-Front Cover	1	Rubber	---	.04	Purchased	0.1650	0.0000	0.0000	0.1650	0.0000	0.1650	0.0000	0.1650	
2	Cover-Push Rod	2	STL	Coll Stock	1.12	Blank & Form	0.2104	0.0050	0.0100	0.2254	0.0032	0.2286	0.0126	0.2412	10
2	Gasket Push Rod Cover	2	Comp. Cork	Comp. Sheet Cork	.04	Purchased	0.2750	0.0000	0.0000	0.2750	0.0000	0.2750	0.0000	0.2750	
1	Dip Stick-Tube	1	STL	ERW STL Tubing	.00	Purchased	0.1760	0.0000	0.0000	0.1760	0.0000	0.1760	0.0000	0.1760	
1	Dip Stick-Oil Level	1	STL	---	.08	Purchased	0.2585	0.0000	0.0000	0.2585	0.0000	0.2585	0.0000	0.2585	
---	Fasteners-Front Cover	---	STL	---	.08	Purchased	0.0352	0.0000	0.0000	0.0352	0.0000	0.0352	0.0000	0.0352	
---	Fasteners-Push Rod Cover	---	STL	---	.22	Purchased	0.1202	0.0000	0.0000	0.1202	0.0000	0.1202	0.0000	0.1202	
SUBTOTALS: ENGINE ASSEMBLY							16.7491	18.8579	38.3756	73.9826	53.6455	127.8281	0.4798	128.3079	10

TASK X ITEM	1975 CHEVELLE ENGINE	REQ'D PER VEHICLE	MATERIAL	STATE OF MATERIAL		FINISH WEIGHT	PROCESS DESCRIPTION	PER VEHICLE						TOTAL	YEARS AMORT.	
				GRADE	FORM			DIRECT MATERIAL	DIRECT LABOR	VARIABLE BURDEN COST	FIXED BURDEN COST	MFG COST	TOOLING			
30 ENGINE (CONTINUED)																
	Crankshaft-Casting	1	Gray Iron		Pig Iron		Foundry Sand Casting	5.8176	0.9376	2.8460	9.6012	3.2525	12.8537	0.0714	12.9251	10
	Crankshaft-Machining	1	C.I.	STL Casting		65.00	Face & Center Mach Grounded	0.0000	3.3425	15.2083	18.5508	23.1301	41.6809	0.0128	41.7837	10
	Key, Crankshaft	2	STL	CRS Bar Stock		.02	Purchased	0.1100	0.0000	0.0000	0.1100	0.0000	0.1100	0.0000	0.1100	10
	Gear, Crankshaft	1	Cast Iron	Pig Iron Billet		1.17	Foundry Machine Hebed	0.1131	0.1552	0.5268	0.7951	0.5786	1.3737	0.0214	1.3951	10
	Insert, Crankshaft	1	Bronze				Purchased	0.4400	0.0000	0.0000	0.4400	0.0000	0.4400	0.0000	0.4400	
	Balancer, Crankshaft	1	C.I. & Rubber	STL Casting		8.25	Foundry Machined	0.7814	0.6910	1.6105	3.0829	2.1892	5.2721	0.0329	5.3050	10
	Assemble Crankshaft	1	Finished Components	Machine Components			Assemble	0.0000	0.0676	0.0957	0.1633	0.1059	0.2692	0.0029	0.2721	10
	SUBTOTAL: CRANKSHAFT					74.44		7.2621	5.1939	20.2873	32.7433	29.2563	61.9996	0.2314	62.2310	10
	Piston	6	ALUM	Aluminum Die Cast		7.62	Foundry Machined	4.0638	1.1786	2.3572	7.5996	2.3712	9.9708	0.0400	10.0108	10
	Piston Rings (4/ro & Set)	6 Sets	STL	Die Cast		.72	Purchased	2.1228	0.0000	0.0000	2.1228	0.0000	2.1228	0.0000	2.1228	
	Pin, Piston	6	STL	CRS Bar Stock		1.86	Purchased	2.5740	0.0000	0.0000	2.5740	0.0000	2.5740	0.0000	2.5740	
	SUBTOTAL: PISTON					10.20		8.7606	1.1786	2.3572	12.2964	2.3712	14.6676	0.0400	14.7076	10
	Connecting Rod	6	STL Forging	Billet		6.72	Hot Forging & Machined	1.8054	3.8532	7.7064	13.3650	5.3388	18.7038	0.0534	18.7572	10
	Fasteners-Connecting Rod		STL			.84	Purchased	0.5328	0.0000	0.0000	0.5328	0.0000	0.5328	0.0000	0.5328	
	SUBTOTAL: CONNECTING ROD					7.56		2.3382	3.8532	7.7064	13.8978	5.3388	19.2366	0.0534	19.2900	10
	Bearing Shell-Main	6 Sets	STL & Babbit	CRS Coil Stock Babbit Coil STK		.96	Purchased	3.1458	0.0000	0.0000	3.1458	0.0000	3.1458	0.0000	3.2458	
	Bearing Shell-Thrust	1 Set	STL & Babbit	CRS Coil Stock Babbit Coil STK		.34	Purchased	0.6237	0.0000	0.0000	0.6237	0.0000	0.6237	0.0000	0.6237	
	Bearing Shell-Con. Rod	6 Sets	STL & Babbit	CRS Coil Stock Babbit Coil STK		.60	Purchased	1.3932	0.0000	0.0000	1.3932	0.0000	1.3932	0.0000	1.3932	
	Bearing Shell-Camshaft	4	STL	CRS Coil Stock		.40	Purchased	0.7920	0.0000	0.0000	0.7920	0.0000	0.7920	0.0000	0.7920	
	SUBTOTAL: BEARING SHELL					2.30		5.9547	0.0000	0.0000	5.9547	0.0000	5.9547	0.0000	5.9547	

* Not Estimated In Detail

TASK X ITEM	30-ENGINE (CONTINUED)	REQ'D PER VEHICLE	MATERIAL	STATE OF MATERIAL		FINISH WEIGHT	PROCESS DESCRIPTION	DIRECT MATERIAL	DIRECT LABOR	PER VEHICLE			TOTAL		YEARS AMORT.	
				GRADE	FORM					VARIABLE BURDEN COST	FIXED BURDEN COST	MFG COST	TOOLING			
	Flywheel	1	Gray Iron	Pig Iron		28.30	Foundry & Machined	3.4585	1.1914	2.3829	7.0328	2.2914	9.3247	0.486	9.3728	10
	Ring Gear-Flywheel	1	STL	HR PLO. STL Coil Strip Stock		1.45	C.O. & Polled & Welded & Mach	0.3954	0.2310	0.4619	1.0993	0.3944	1.4927	0.0097	1.4914	10
	Fasteners		STL	CRS Coil Stock		.37	Assemble & Weld	0.1639	0.0000	0.0000	0.1639	0.0000	0.1638	0.0000	0.1638	
	Assembly Flywheel	1		FIN Machined Components		30.12		0.0000	0.1194	0.2387	0.3581	0.1493	0.5074	0.0057	0.5131	10
	SUBTOTAL: FLYWHEEL					30.12		4.0177	1.5418	3.0835	8.6430	2.8951	11.4781	0.0630	11.5411	10
	Cylinder Head (Casting)	1	Gray Iron	Pig Iron			Foundry Sand Casting	8.0800	0.9324	1.8648	10.8772	3.2839	14.1611	0.0800	14.2411	10
	Cylinder Head (Machining)	1	Cast Iron	Sand Casting		90.50	Machined	0.4070	0.0000	0.0000	0.4070	0.0000	0.4070	0.0000	0.4070	
	Gasket-Cylinder Head	1	Laminated			.36	Purchased									
	Lift Hook-Cylinder Head	1	STL	HR STL Rod GAS Stock		.63	Progressive Die	0.1455	0.0115	0.0234	0.1804	0.0073	0.1877	0.0063	0.1940	10
	Lift Hook 4/(1) Bolt- Cyl Head	1	STL	HR STD Bar Coil Stock		.49	Progressive Die	0.1776	0.0140	0.0284	0.2200	0.0099	0.2289	0.0077	0.2366	10
	Stud-Cylinder Head	14	STL	CRS-Rod Coil Stock			Purchased	0.4620	0.0000	0.0000	0.4620	0.0000	0.4620	0.0000	0.4620	
	Fasteners		STL	CRS Coil Stock		.07	Purchased	0.0308	0.0000	0.0000	0.0308	0.0000	0.0308	0.0000	0.0308	
	SUBTOTALS: CYLINDER HEAD					92.05		9.3029	1.2773	2.5553	13.1355	4.4769	17.6124	0.1511	17.7635	10
	Valve Intake, Head	6	STL	HR STL Bar Stock			Sheared Hot Extrude	0.3996	0.0750	0.2682	0.7428	0.1884	0.9312	0.0143	0.9455	10
	Valve Intake Stem, Head	6	STL	CD Round Bar Stock			Shear Machined	0.1998	0.0570	0.3264	0.5932	0.3492	0.9324	0.0036	0.9410	10
	Assemble, Valve Intake, Head	6		Finished Machined Components		1.38	Weld Induction Harden Brind	0.0000	0.2034	0.5562	0.7596	0.2698	1.0494	0.0157	1.0651	10
	SUBTOTALS: INTAKE VALVE					1.38		0.5994	0.3354	1.1508	2.0856	0.8274	2.9130	0.0386	2.9516	10
	Valve Exhaust Feed	6	STL	HR STL Bar Stock			Sheared Hot Extrude	0.7542	0.1224	0.4260	1.2026	0.2850	1.5276	0.0142	1.6019	10
	Valve Exhaust Stem, Head	6	STL	CD Round Bar Stock			Shear Machined	0.1818	0.0570	0.3264	0.5652	0.3492	0.9144	0.0036	0.9230	10
	Assemble-Exhaust Valve	6		Finished Machined Components		1.38	Weld Induction Harden Brind	0.0000	0.2034	0.5562	0.7596	0.2718	1.0314	0.0157	1.0471	10
	SUBTOTALS: EXHAUST VALVE					1.38		0.9360	0.3828	1.3086	2.6274	0.9050	3.5334	0.0386	3.5720	10

ITEM	TASK X 1975 CHEVETTE ENGINE	REQ'D PER VEHICLE	MATERIAL	STATE OF MATERIAL		FINISH WEIGHT	PROCESS DESCRIPTION	PER VEHICLE					TOTAL	YEARS AMORT.		
				GRADE	FORM			DIRECT MATERIAL	DIRECT LABOR	VARIABLE BURDEN	VARIABLE COST	FIXED BURDEN			MFG COST	TOOLING
30-ENGINE (CONTINUED)																
1	Camsheft (Casting)	1	Gray Iron	Pig Iron	Billet		Foundry Sand Casting	1.0504	0.3803	1.2444	2.6751	1.3270	4.0021	0.0429	4.0450	10
1	Camsheft (Machining)	1	C.I.	Cast Iron		11.50	Machining & Grinding	0.0000	0.7056	3.6691	4.3747	5.5530	9.9277	0.0857	10.0134	10
1	Bearing, Camshaft Thrust	1	STL	CO STL Coil Stock		.13	Stamping & Heat Treat	0.0591	0.0086	0.0218	0.0895	0.0106	0.1001	0.0029	0.1030	10
1	Gear, Camshaft Timing	1	Plastic Steel			.97	Purchased	0.9350	0.0000	0.0000	0.9350	0.0000	0.9350	0.0000	0.9350	
1	Key-Camshaft	1	STL			.01	Purchased	0.0550	0.0000	0.0000	0.0550	0.0000	0.0550	0.0000	0.0550	
12	Rocker Arm	12	STL	CO STL Coil Stock		2.52	Transfer Die & Heat Treat	0.9544	0.2052	0.6072	1.6668	0.4498	2.1156	0.0186	2.1342	10
12	Spring ASM Valve (Intake & EXH)	12	STL	Spring Steel Coil (Taper)		2.04	Purchased	2.2440	0.0000	0.0000	2.2440	0.0000	2.2440	0.0000	2.2440	
12	Cap-Valve Spring	12	STL	STL Bar Stock		.60	Cold Header	0.1332	0.0444	0.2736	0.4512	0.2064	0.6576	0.0029	0.6605	10
12	Seal-Valve Spring	12	STL	CRS Coil Stock		.24	Stamped Progressive Die	0.1092	0.0316	0.1596	0.3504	0.0504	0.4008	0.0023	0.4031	10
24	Key-Valve Stem	24	STL	CRS Bar Stock		.07	Purchased	0.3960	0.0000	0.0000	0.3960	0.0000	0.3960	0.0000	0.3960	
12	Ball Unit-Push Rod Adjusting	12	STL	CO/CD STL Bar Stock		.49	Cold Header	0.1116	0.0444	0.2736	0.4296	0.2064	0.6360	0.0029	0.6389	10
12	Rod-Valve Push	12	STL	DOM STL Tubing		1.80	Cut Off & Swaged	0.5448	0.1452	0.2220	0.9120	0.4080	1.3200	0.0020	1.3220	10
12	Nut-Push Rod Adjusting	12	STL	CD Hex STL Bar Stock		.36	Purchased	0.1980	0.0000	0.0000	0.1980	0.0000	0.1980	0.0000	0.1980	
2	Pin-Alignment	2	STL	CD Round STL Bar Stock		.18	Purchased	0.0792	0.0000	0.0000	0.0792	0.0000	0.0792	0.0000	0.0792	
1	Oil Sprayer	1	STL	CR STL Bar Stock		.01	Purchased	0.1100	0.0000	0.0000	0.1100	0.0000	0.1100	0.0000	0.1100	
1	Fastener	1	STL	CR STL Bar Stock		.56	Purchased	0.2464	0.0000	0.0000	0.2464	0.0000	0.2464	0.0000	0.2464	
SUBTOTALS: VALVE TRAIN ASSEMBLY																
1	Cover-Valve Rocker Arm	1	CRS	CRS I Stock			Progressive Die	0.8035	0.3379	0.6759	1.8173	0.7724	2.5897	0.0563	2.6460	10
1	Cover ASM-Valve Bracket-Rocker Arm	1	CRS	CRS Coil Stock			Transfer Die	0.0009	0.0012	0.0033	0.0054	0.0011	0.0065	0.0126	0.0191	10
2	Bracket	2	CRS	CRS Coil Stock			Progressive Die	0.0012	0.0050	0.0100	0.0162	0.0022	0.0184	0.0063	0.0247	10
2	Bracket	2	CRS	CRS Coil Stock			Progressive Die	0.0060	0.0050	0.0100	0.0210	0.0032	0.0242	0.0094	0.0336	10
2	Cover ASM-Valve Tube-Rocker Arm	2	CRS	CRS Coil Stock			Progressive Die & Spot Holder	0.0544	0.0246	0.0406	0.1196	0.0324	0.1520	0.0157	0.1677	10
1	ASM-Rocker Arm	1	Paper	Finished Machined Components		4.00	Assembly	0.0000	0.0945	0.1479	0.2424	0.1407	0.3931	0.0014	0.3845	10
1	Cover Assembly-Valve Bracket-Rocker Arm	1	Paper	Pregated Paper		.13	Purchased	0.2200	0.0000	0.0000	0.2200	0.0000	0.2200	0.0000	0.2200	

TASK X ITEM	1975 CHEVY ENGINE	REQ'D PER VEHICLE	MATERIAL	STATE OF MATERIAL		FINISH WEIGHT	PROCESS DESCRIPTION	PER VEHICLE						TOTAL	YEARS AMORT.	
				GRADE	FORM			DIRECT MATERIAL	DIRECT LABOR	VARIABLE BURDEN	VARIABLE COST	FIXED BURDEN	MFG COST			TOOLING
30-ENGINE (CONTINUED)																
Valve Rocker Arm Cover (Continued from Sheet #4)																
Valve Rocker ASM-Oil Filler Cap-Arm Cover	1	STL			.09	Purchased	0.2200	0.0000	0.0000	0.2200	0.0000	0.2200	0.0000	0.2200	0.0000	0.2200
Grommet-Valve Rocker Arm Cover	2	Rubber			.04	Purchased	0.1100	0.0000	0.0000	0.1100	0.0000	0.1100	0.0000	0.1100	0.0000	0.1100
Stud-Valve Rocker Arm Cover	3	STL			.09	Purchased	0.0429	0.0000	0.0000	0.0429	0.0000	0.0429	0.0000	0.0429	0.0000	0.0429
Fasteners		STL			.55	Purchased	0.2420	0.0000	0.0000	0.2420	0.0000	0.2420	0.0000	0.2420	0.0000	0.2420
SUBTOTALS: ARM COVER					4.93		1.7009	0.4682	0.8877	3.0568	0.9520	4.0088	0.1017	4.1105	10	
* Assembly-(Oil Pan)	1	STL	CBS Col STK		7.20	Blk & Pierce Form & Weld	2.1156	0.5198	1.0396	3.6750	1.2587	4.9337	0.1003	5.0340	10	
Gasket-Oil Pan	1	Paper			.11	Purchased	0.1650	0.0000	0.0000	0.1650	0.0000	0.1650	0.0000	0.1650	0.0000	0.1650
Seal-Oil Pan-(Front)	1	Rubber			.03	Purchased	0.0660	0.0000	0.0000	0.0660	0.0000	0.0660	0.0000	0.0660	0.0000	0.0660
Seal-Oil Pan-(Rear)	1	Rubber			.02	Purchased	0.0440	0.0000	0.0000	0.0440	0.0000	0.0440	0.0000	0.0440	0.0000	0.0440
Plug-Drain Oil Pan	1	STL			.07	Purchased	0.0308	0.0000	0.0000	0.0308	0.0000	0.0308	0.0000	0.0308	0.0000	0.0308
Gasket-Drain Plug-Oil Pan	1	Plastic			.01	Purchased	0.0017	0.0000	0.0000	0.0017	0.0000	0.0017	0.0000	0.0017	0.0000	0.0017
Fastener-Oil Pan		STL			.20	Purchased	0.1760	0.0000	0.0000	0.1760	0.0000	0.1760	0.0000	0.1760	0.0000	0.1760
SUBTOTALS: OIL PAN					7.64		2.5991	0.5198	1.0396	4.1585	1.2587	5.4172	0.1003	5.5175	10	
* Intake Manifold is part of Head Casting																

* Not Estimated in Detail

TASK X ITEM	1975 CHEVETTE ENGINE	REQ'D PER VEHICLE	MATERIAL	STATE OF MATERIAL		FINISH WEIGHT	PROCESS DESCRIPTION	PER VEHICLE					TOTAL	YEARS AMORT		
				GRADE	FORM			DIRECT MATERIAL	DIRECT LABOR	VARIABLE BURDEN	VARIABLE COST	FIXED BURDEN			MFG COST	TOOLING
30-ENGINE (CONTINUED)																
•	Manifold Exhaust (Casting)	1	Gray Iron	Fig Iron		23.47	Sand Casting	2.3707	0.8395	1.6797	4.8699	2.5282	7.4181	0.0628	7.4809	10
•	Manifold Exhaust (Machining)	1	C.I.	C.I. Casting			Machined	0.0480	0.0000	0.0000	0.0480	0.2949	1.1130	0.0471	1.1601	10
•	Stud	4	STL	CD RD STL Bar STL			Purchased	0.1032	0.0000	0.0000	0.1032	0.0000	0.0490	0.0000	0.0480	
•	Stud	3	STL	CD RD STL Bar STL			Purchased	0.1032	0.0000	0.0000	0.1032	0.0000	0.0490	0.0000	0.0480	
•	Nut W/Shoulder	2	STL	CD Hex STL Bar STL			Purchased	0.0114	0.0000	0.0000	0.0114	0.0000	0.0114	0.0000	0.0114	
•	Nut-Hex	2	STL	CD Hex STL Bar STL			Purchased	0.0090	0.0000	0.0000	0.0090	0.0000	0.0090	0.0000	0.0090	
•	Shield Heat	1	STL	CRS Strip Coil Stock			Blank-Form Wash & Paint	0.1298	0.0881	0.1728	0.3697	0.0666	0.4563	0.0409	0.4372	10
•	Cover-Heat Riser	1	Gray Iron	Fig Iron		.71	Sand Casting & Machined	0.0691	0.0770	0.1699	0.3150	0.2595	0.5745	0.0263	0.6008	10
•	Shaft-Heat Riser	1	STNLS STL	CO RD - Steain Less STL Bar STK			Grind	0.0450	0.0035	0.0133	0.0618	0.0097	0.0715	0.0000	0.0715	
•	Butterfly-Heat Riser	1	STNLS STL	18 GA (L050) X 1.5 STR STK			Blank & Pierce Form	0.0420	0.0059	0.0117	0.0596	0.0037	0.0633	0.0063	0.0696	10
•	Washer-Heat Riser	1	CR STL	CR Coil Strip STK			Pierce & Blank Die	0.0110	0.0000	0.0000	0.0110	0.0000	0.0110	0.0000	0.0110	
•	Spacer-Heat Riser	1	STL	CO RD Bar STK			Purchased	0.0022	0.0000	0.0000	0.0022	0.0000	0.0022	0.0000	0.0022	
•	Bushing-Heat Riser	2	STL	STNLS STL Bar STK			Machined	0.0460	0.0044	0.0122	0.0626	0.0124	0.0750	0.0003	0.0753	10
•	Arm-Heat Riser	1	CR STL	CR Coil Strip STK			Blank-pierce & Form	0.0057	0.0022	0.0055	0.0134	0.0011	0.0145	0.0063	0.0208	10
•	Bracket-Heat Riser	1	CR STL	CR Coil STL Strip STK			Blank-pierce & Form, Wash & PA	0.0811	0.0157	0.0277	0.1245	0.0207	0.1452	0.0094	0.1546	10
•	Vacuum-Actuator-Heat Riser	1	STL & Rubber	CR Coil STL & Sheet Rubber			Machine-Stamp & Assembly	0.7150	0.0000	0.0000	0.7150	0.0000	0.7150	0.0000	0.7150	
•	Locating-Exhaust Sleeve-Manif. Assembly	2	CR RD STL	CR Bar STL			Purchased	0.0110	0.0000	0.0000	0.0110	0.0000	0.0110	0.0000	0.0110	
•	ASM-Exhaust Manifold	1	CR STL	CR Coil Strip STK		25.75	Assembly	0.0002	0.3088	0.4490	0.7578	0.4655	1.2233	0.0000	1.2233	
•	Gasket-Exhaust Manifold	1	CR STL	CR RD STK		.16	Progress Die	0.1530	0.0068	0.0133	0.1731	0.0042	0.1773	0.0114	0.1887	10
•	Plug-Exhaust Manifold	1	CR STL	CR Bar STL STK		.07	Purchased	0.0308	0.0000	0.0000	0.0308	0.0000	0.0308	0.0000	0.0308	
•	Stud	4	STL	CR RD STK		.36	Purchased	0.1594	0.0000	0.0000	0.1594	0.0000	0.1594	0.0000	0.1594	
•	Tube	1	ERN STL Tubing	ERN STL Tubing		.60	Purchased	0.4400	0.0000	0.0000	0.4400	0.0000	0.4400	0.0000	0.4400	
•	Lock-Exhaust Manifold Bolt	2	CR STL	CR Coil Strip STK		.02	Blank & Pierce Die	0.0076	0.0068	0.0133	0.0277	0.0042	0.0319	0.0029	0.0349	10
•	Fastener	1	CR STL	CR Coil Strip & RD STL		1.10	Machined & Stamping	0.4840	0.0000	0.0000	0.4840	0.0000	0.4840	0.0000	0.4840	10
SUBTOTALS: EXHAUST MANIFOLD								4.9730	1.6314	3.1128	9.7172	3.6705	13.3879	0.2137	13.6016	10

• Not Estimated In Detail

TASK X ITEM	1975 CHEVETTE ENGINE	REQ'D PER VEHICLE	MATERIAL	STATE OF MATERIAL		FINISH WEIGHT	PROCESS DESCRIPTION	DIRECT MATERIAL	DIRECT LABOR	PER VEHICLE			TOTAL	YEARS AMORT.
				GRADE	FORM					VARIABLE BURDEN	VARIABLE COST	FIXED BURDEN		
30-ENGINE (CONTINUED)														
*	Assembly-Fuel Pump	1	STL Aluminum	CPS Coil Rubber	STK AL	1.02	Purchased	2.2573	0.0000	0.0000	2.2573	0.0000	0.0000	2.2573
	Gasket-Fuel Pump	1	Paper			.01	Purchased	0.0330	0.0000	0.0000	0.0330	0.0000	0.0000	0.0330
	SUBTOTALS: FUEL PUMP													
						1.03		2.2903	0.0000	0.0000	2.2903	0.0000	0.0000	2.2903
*	Assembly-Water Pump	1	STL Rubber Aluminum Gasket	CPS Coil Die Cast Rubber	STK AL Sheet	5.20	Stamp Cast Assembly	4.8365	0.3561	0.7122	5.9048	0.9942	6.8990	6.8990
	Seal-Water Pump	1	STL			.06	Purchased	0.3630	0.0000	0.0000	0.3630	0.0000	0.0000	0.3630
	Pastener-Water Pump	1	STL			.14		0.0616	0.0000	0.0000	0.0616	0.0000	0.0000	0.0616
	Thermostat	1	Various Aluminum Die Cast		Ingot	.13	Purchased	0.4620	0.0000	0.0000	0.4620	0.0000	0.0000	0.4620
	Housing-Thermostat	1	Aluminum Die Cast		Ingot	.63	Aluminum Die Cast	0.2986	0.0689	0.1484	0.5159	0.1371	0.6530	0.6724
	Gasket	1	Paper			.01	Purchased	0.0220	0.0000	0.0000	0.0220	0.0000	0.0000	0.0220
	Outlet-Coolant	1	Aluminum Die Cast	Aluminum Die Cast	Ingot	.42	Aluminum Die Cast & Mach	0.1991	0.0463	0.1122	0.3576	0.1120	0.4696	0.4856
	Gasket-Coolant Outlet	1	Gasket Material			.01	Purchased	0.0385	0.0000	0.0000	0.0385	0.0000	0.0000	0.0385
	SUBTOTALS: WATER PUMP													
						6.60		6.2813	0.4713	0.9728	7.7254	1.2433	8.9687	9.0041

* Not Estimated In Detail

TASK X ITEM	1975 CHEVETTE ENGINE	REQ'D PER VEHICLE	MATERIAL	STATE OF MATERIAL		FINISH WEIGHT	PROCESS DESCRIPTION	PER VEHICLE					TOTAL	YEARS AMORT.		
				GRADE	FORM			DIRECT MATERIAL	DIRECT LABOR	VARIABLE BURDEN	FIXED BURDEN	MFG COST			TOOLING	
	30-ENGINE (CONTINUED)															
	• Assembly-Oil Pump	1	ALUM Rubber	ALUM Ingot CRS Coil STK Sheet	2.92		ALUM Die Cast STMG Die Cut	0.9166	0.6991	1.3982	3.0139	1.0479	4.0618	0.1349	4.1967	10
	• Gasket-Oil Pump	1	Paper		.01		Purchased	0.0015	0.0000	0.0000	0.0015	0.0000	0.0015	0.0000	0.0015	
	• Assembly-Screen Tube	1	STL		.97		Purchased	1.7066	0.0000	0.0000	1.7066	0.0000	1.7066	0.0000	1.7066	
	SUBTOTALS: OIL PUMP				3.95			2.6247	0.6991	1.4982	4.7220	1.0479	5.7699	0.1349	5.9048	10
	Sensor Oil Pressure	1	Various		.03		Purchased	0.9350	0.0000	0.0000	0.9350	0.0000	0.9350	0.0000	0.9350	
	Sensor Coolant Temperature	1	Various		.13		Purchased	0.7370	0.0000	0.0000	0.7370	0.0000	0.7370	0.0000	0.7370	
	SUBTOTALS: SENSOR				.22			1.6720	0.0000	0.0000	1.6720	0.0000	1.6720	0.0000	1.6720	
	Clutch-Cover Assembly	1	STL	HRS P & O Coil			Stamping Dies	1.9668	0.1246	0.4451	1.5365	0.4302	2.9667	0.0754	3.0421	10
	Plate (nension)	1	STL	CRS Strip Coil Stock			Stamping Dies	0.6232	0.3003	0.1077	0.7612	0.1040	0.8652	0.0157	0.8809	10
	Ring	2	STL	CRS Round Rod Stock			C.O. & Roll Form & Welded	0.0286	0.0322	0.0512	0.1120	0.0452	0.1572	0.0031	0.1603	10
	Spring	6	STL	CRS Strip Coil Stock			Stamping & Heat Treat	0.0210	0.0096	0.0222	0.0528	0.0153	0.0681	0.0063	0.0744	10
	Rivet	3	STL				Purchased	0.0216	0.0000	0.0000	0.0216	0.0000	0.0216	0.0000	0.0216	
	Rivet Shoulder	9	STL				Purchased	0.1449	0.0000	0.0000	0.1449	0.0000	0.1449	0.0000	0.1449	
	Weights Balance		STL				Purchased	0.1000	0.0000	0.0000	0.1000	0.0000	0.1000	0.0000	0.1000	
	Assembly-Clutch Cover	1		Machined Details	8.25		ASM Rivet & Balance	0.0000	0.3032	0.4471	0.7503	0.4663	1.2166	0.0057	1.2223	10
	SUBTOTALS: CLUTCH COVER ASM				8.25			2.9061	0.4999	1.0733	4.4793	1.0610	5.5403	0.1062	5.6465	10

• Not Estimated In Detail

TASK X ITEM	1975 CHEVY ENGINE	REQ'D PER VEHICLE	MATERIAL	STATE OF MATERIAL		FINISH WEIGHT	PROCESS DESCRIPTION	DIRECT MATERIAL	DIRECT LABOR	PER VEHICLE				TOTAL	YEARS AMORT.	
				GRADE	FORM					VARIABLE BURDEN	FIXED BURDEN	MFG COST	TOOLING			
30-ENGINE (CONTINUED)																
	Fork-Clutch Release	1	STL	HRS Sheet	Sheared Stock		Stamping Die	0.4397	0.0504	0.1019	0.5920	0.0320	0.6240	0.0751	0.6491	10
	Retainer	1	STL	CRS Coil	Strip Stock		Stamping-Wash Heat Treat	0.0347	0.0100	0.0204	0.0651	0.0068	0.0719	0.0126	0.0845	10
	Rivet	1	STL	Finished Machined Components		1.27	Purchased Assembly & Rivet	0.0055	0.0000	0.0000	0.0055	0.0000	0.0055	0.0000	0.0055	
	Assembly-Fork Clutch Release FORK CLUTCH SUBTOTALS: RELAY ASSEMBLY	1				1.27		0.0000	0.0220	0.0316	0.0536	0.0349	0.0885	0.0000	0.0885	
	Stud-Fork-Clutch	1	STL	CRS Round Bar Stock		.13	Machined & Heat Treated	0.0564	0.0062	0.0361	0.0987	0.0379	0.1366	0.0000	0.1366	
	Throw Out W/ Bearing-Collar-Clutch	1	STL & STL			.98	Purchased	3.2340	0.0000	0.0000	3.2340	0.0000	3.2340	0.0000	3.2340	
	Assembly-Plate W/Facing Clutch	1	STL	Asbestos		3.20	Purchased	3.3773	0.0000	0.0000	3.3773	0.0000	3.3773	0.0000	3.3773	
	Spring-Clutch Press. Plate	3	STL			.03	Purchased	0.0132	0.0000	0.0000	0.0132	0.0000	0.0132	0.0000	0.0132	
	Plate-Clutch Press Plate	1	CI	Pig Iron		9.60	Foundry-Hold Mach & Balance	0.8533	0.6300	1.2532	2.7365	1.4854	4.2219	0.0514	4.2733	10
*	Bell Housing	1	Aluminum	Aluminum Ingot		6.80	Foundry-Die Cast & Machined	7.2114	0.2163	0.4335	7.8612	0.4211	8.2823	0.0086	8.2909	10
	Boot-Bell Housing	1	Rubber			.13	Purchased	0.1430	0.0000	0.0000	0.1430	0.0000	0.1430	0.0000	0.1430	
	Fasteners		STL			.91	Purchased	0.4211	0.0000	0.0000	0.4211	0.0000	0.4211	0.0000	0.4211	
	SUBTOTALS: CLUTCH COMPONENTS					21.77		15.3097	0.8525	1.7228	17.8850	1.9444	19.8294	0.0600	19.8894	10

* Not Estimated In Detail

TASK X TRANSMISSION ITEM 1975 CIVVILE	PPG VII	REQ'D PER VEHICLE	MATERIAL	STATE OF		FINISH WEIGHT	PROCESS DESCRIPTION	PER VEHICLE							TOTAL	YEARS AMORT
				GRADE	FORM			DIRECT MATERIAL	DIRECT LABOR	VARIABLE BURDEN	VARIABLE COST	FIXED BURDEN	MFG COST	TOOLING		
30-TRANSMISSION-TOTALS:		1				79.64		63.3775	17.7489	37.0534	118.1793	36.5202	154.7000	0.3552	155.0552	10
Gear-Clutch-Main Drive		1	Forge Steel	Purchase	FRG	2.80	Machine	2.1060	2.7330	5.5189	10.3579	5.5666	15.9243	0.0134	15.9279	10
Shift Fork		2	Iron	Purchase	CST	.70	Machine	1.0608	0.1530	0.3296	1.5434	0.2068	1.7502	0.0009	1.7511	10
Gasket-Housing Extension		1	Paper	Finished		.01	Purchase	0.0550	0.0000	0.0000	0.0550	0.0000	0.0550	0.0000	0.0550	
Speedometer Drive Box		1	Various	Finished		.77	Purchase	0.6380	0.0000	0.0000	0.6380	0.0000	0.6380	0.0000	0.6380	
Mounting Assembly-Support		1	RTV Rubber	Finished		1.19	Purchase	1.3541	0.0000	0.0000	1.3541	0.0000	1.3541	0.0000	1.3541	
Synchronizer		2	Gray Iron	Purchase	CST	2.04	Machine	4.2864	0.6276	1.5614	6.4704	0.7022	7.1726	0.0029	7.1755	10
Synchronizer Hub, Inserts & SPR		2	Iron	Purchase	CST	1.16	Machine	2.8460	0.5986	1.5014	4.9460	0.8618	5.8074	0.0029	5.8107	10
Gear-1st Speed		1	Gray Iron	Purchase	CST	2.80	Machine	5.8038	1.1679	2.1565	9.1282	1.6690	10.7972	0.0063	10.8035	10
Gear-2nd Speed		1	Gray Iron	Purchase	CST	2.00	Machine	4.0800	1.1449	2.0827	7.3076	1.6204	8.9280	0.0063	8.9343	10
Gear-Reverse Speed		1	Gray Iron	Purchase	CST	2.25	Machine	5.1941	0.9832	1.5760	7.7533	1.4663	9.2196	0.0063	9.2259	10
Gear-Reverse Idler		1	Gray Iron	Purchase	CST	.94	Machine	2.0135	0.3978	0.8127	3.2240	0.6503	3.8743	0.0043	3.8786	10
Counter Gear		1	Forging Steel	Purchase	FRG	6.20	Machine	4.8231	3.2021	6.9087	14.9330	5.6329	20.5659	0.0134	20.5793	10
Shaft-Main		1	Forging Steel	Purchase	FRG	7.75	Machine	5.3882	0.9696	2.4332	8.7710	2.8617	11.6327	0.0066	11.6393	10
Retainer		1	Gray Iron	Pellets		1.43	Mold-Machine	0.1455	0.2531	0.6288	1.0274	0.9449	1.9723	0.0086	1.9809	10
Ring-Synchronizing		3	Brass	Coil		.36	Stamping	1.3107	0.3654	0.9679	2.5440	0.6330	3.1770	0.0006	3.1776	10
Bushing-Extension Housing		1	Steel Brass	Finished		.08	Purchase	0.1650	0.0000	0.0000	0.1650	0.0000	0.1650	0.0000	0.1650	
Retainer-Speedometer Drive Gear		1	FRS	Coil		.02	Stamping	0.0102	0.0007	0.0033	0.0142	0.0011	0.0153	0.0014	0.0167	10
Vent-Extension Housing		1	Plastic	Finished		.01	Purchase	0.0550	0.0000	0.0000	0.0550	0.0000	0.0550	0.0000	0.0550	
Ring-Lock-Rear BRG & Main Shaft		1	Steel	Coil		.02	Stamping	0.0287	0.0046	0.0075	0.0408	0.0025	0.0433	0.0014	0.0447	10
Seal-Extension Housing		1	Steel	Finished		.05	Purchase	0.3080	0.0000	0.0000	0.3080	0.0000	0.3080	0.0000	0.3080	
Seal-Retainer Assembly		1	Steel	Finished		.02	Purchase	0.1650	0.0000	0.0000	0.1650	0.0000	0.1650	0.0000	0.1650	
Gear-Speedometer Drive		1	Plastic	Finished		.03	Purchase	0.0550	0.0000	0.0000	0.0550	0.0000	0.0550	0.0000	0.0550	
Snap Ring-Reverse Idler Shaft		1	Spring Steel	Finished		.01	Purchase	0.0088	0.0000	0.0000	0.0088	0.0000	0.0088	0.0000	0.0088	
Bushing-1st & Reverse Sliding Gear		1	Steel	Finished		.15	Purchase	0.6380	0.0000	0.0000	0.6380	0.0000	0.6380	0.0000	0.6380	
Bushing-Reverse Idler Gear		1	Steel Brass	Finished		.04	Purchase	0.3410	0.0000	0.0000	0.3410	0.0000	0.3410	0.0000	0.3410	

* Not Estimated In Detail

TASK X TRANSMISSION ITEM	PGC VII 1975 CHEVETTE	REQ'D PER VEHICLE	MATERIAL	STATE OF MATERIAL		FINISH WEIGHT	PROCESS DESCRIPTION	PER VEHICLE						TOTAL	YEARS AMORT.
				GRADE	FORM			DIRECT MATERIAL	DIRECT LABOR	VARIABLE BURDEN	VARIABLE COST	FIXED BURDEN	MFG COST		
30-TRANSMISSION (CONTINUED)															
*	Washer-Counter Gear Bearing	2	CRS	Finished		.01	Purchase	0.2200	0.0000	0.0000	0.2200	0.0000	0.2200	0.0000	0.2200
*	Key-Reverse Idler & Counter Shaft	2	CRS	Finished		.01	Purchase	0.0110	0.0000	0.0000	0.0110	0.0000	0.0110	0.0000	0.0110
*	Washer-Counter Gear Bearing	2	CRS	Finished		.01	Purchase	0.0110	0.0000	0.0000	0.0110	0.0000	0.0110	0.0000	0.0110
*	Shaft-Counter Gear	1	CRS	Round Bar		1.95	Machine	0.3352	0.0642	0.1647	0.5642	0.0973	0.6613	0.0014	0.6629
*	Shaft-Reverse Idler	1	CRS	Round Bar		.46	Machine	0.0773	0.0665	0.1633	0.3071	0.1221	0.4292	0.0014	0.4306
*	Ball Bearing Assembly-Main Shaft	1	CRS	Finished		.71	Purchase	7.7000	0.0000	0.0000	7.7000	0.0000	7.7000	0.0000	7.7000
*	Ball Bearing Assembly-Main Shaft	1	CRS	Finished		.59	Purchase	6.6000	0.0000	0.0000	6.6000	0.0000	6.6000	0.0000	6.6000
*	Ring-Rear Bearing & Main Shaft	1	Spring Steel	Coil		.01	Stamping	0.0486	0.0047	0.0074	0.0607	0.0021	0.0628	0.0006	0.0634
*	Gasket-Clutch Gear-Retainer	1	Paper Spring Steel	Finished		.02	Purchase	0.1320	0.0000	0.0000	0.1320	0.0000	0.1320	0.0000	0.1320
*	Ring-Clutch Gear-Locating	1	Spring Steel	Coil		.02	Stamping	0.1456	0.0047	0.0074	0.1577	0.0021	0.1598	0.0006	0.1604
*	Case-Transmission	1	Gray Iron	Pig		23.00	Mold-Machine	2.0479	1.6435	5.3838	9.0752	7.1663	16.2415	0.1000	16.3413
*	Housing-Extension	1	Gray Iron	Pig		14.00	Mold-Machine	1.2466	0.9436	2.7154	4.9056	3.8244	8.7300	.0571	8.7871
*	Bolt W/Washer-Speedometer Gear	1	CRS	Finished		.01	Purchase	0.0044	0.0000	0.0000	0.0044	0.0000	0.0044	0.0000	0.0044
*	Washer-Mounting Assembly	1	CRS	Finished		.06	Purchase	0.0132	0.0000	0.0000	0.0132	0.0000	0.0132	0.0000	0.0132
*	Plug-Transmission Case	1	CRS	Finished		.12	Purchase	0.0528	0.0000	0.0000	0.0528	0.0000	0.0528	0.0000	0.0528
*	Nut-Mounting Assembly	1	CRS	Finished		.02	Purchase	0.0088	0.0000	0.0000	0.0088	0.0000	0.0088	0.0000	0.0088
*	Ring-Snap-Rear Bearing	1	Spring Steel	Finished		.02	Purchase	0.0099	0.0000	0.0000	0.0099	0.0000	0.0099	0.0000	0.0099
*	Ring-Snap-Synchronizing Retainer	2	Spring Steel	Finished		.02	Purchase	0.0100	0.0000	0.0000	0.0100	0.0000	0.0100	0.0000	0.0100
*	Ballers-Bearing	46	CRS	Finished		.22	Purchase	0.7260	0.0000	0.0000	0.7260	0.0000	0.7260	0.0000	0.7260
	CASE, EXTENSION, SUBTOTAL, GEARS, SHAFTS					73.89		62.2802	15.3229	34.8106	112.4737	34.0338	146.4475	0.2364	146.6839
	Cover-Shift	1	Gray Iron	Pig		3.71	Mold-Machine	0.3286	0.5926	1.2192	2.1404	1.5449	3.6853	0.0229	3.7082
	Shaft	2	CRS	Round Bar		.68	Machine	0.1138	0.0582	0.1830	0.3550	0.1164	0.4714	0.0010	0.4724
	Detent	2	Powdered Steel	Pellets		.28	Brimmet-Sinter- Size	0.2104	0.0512	0.1228	0.3944	0.0736	0.4680	0.0071	0.4751
	Case	1	CRS	Strip		.20	Stamping	0.0805	0.0051	0.0149	0.1005	0.0100	0.1105	0.0057	0.1162

* Not Estimated In Detail

TASK X TRANSMISSION 1975 CHEVETTE	PPG VTI	REQ D PER VEHICLE	MATERIAL	STATE OF MATERIAL		FINISH WEIGHT	PROCESS DESCRIPTION	PER VEHICLE						TOTAL	YEARS AMORT.
				GRADE	FORM			DIRECT MATERIAL	DIRECT LABOR	VARIABLE BURDEN	FIXED BURDEN	MFG COST	TOOLING		
30-TRANSMISSION (CONTINUED)															
• Hex Head- Bolt-3/8"-16 X 7/8"		2	CRS	Finished	.C	Purchase	0.0322	0.0000	0.0000	0.0322	0.0000	0.0322	0.0000	0.0322	
• Washer-Flat-3/8" I.D.		2	CRS	Finished	.C1	Purchase	0.0044	0.0000	0.0000	0.0044	0.0000	0.0044	0.0000	0.0044	
• Washer-Lock-3/8" I.D.		2	CRS	Finished	.C1	Purchase	0.0056	0.0000	0.0000	0.0056	0.0000	0.0056	0.0000	0.0056	
• Spring-Coil		1	Spring Steel	Finished	.C1	Purchase	0.0095	0.0000	0.0000	0.0095	0.0000	0.0095	0.0000	0.0095	
• Control Lever		1	CRS	Strip	.C1	Stamping	0.0543	0.0049	0.0100	0.0692	0.0032	0.0724	0.0057	0.0781	10
• Connector-linkage (Column Shift)		1	CRS	Round Bar	.C2	Machine	0.0190	0.0148	0.0198	0.0636	0.0271	0.0907	0.0007	0.0914	10
• Washer-Spring		1	Spring Steel	Finished	.C1	Purchase	0.0006	0.0000	0.0000	0.0006	0.0000	0.0006	0.0000	0.0006	
• Bolt-Hex Head W/Shoulder		1	CRS	Finished	.C2	Purchase	0.0102	0.0000	0.0000	0.0102	0.0000	0.0102	0.0000	0.0102	
• Finger		2	CRS	Coil	.C2	Stamping	0.1162	0.0072	0.0148	0.1382	0.0048	0.1430	0.0029	0.1459	10
• Plug		1	CRS	Finished	.C2	Purchase	0.0223	0.0000	0.0000	0.0223	0.0000	0.0223	0.0000	0.0223	
• Pin W/Spring Lock Groove		1	CRS	Finished	.C2	Purchase	0.0103	0.0000	0.0000	0.0103	0.0000	0.0103	0.0000	0.0103	
• Pin-Locating		1	CRS	Finished	.C1	Purchase	0.0011	0.0000	0.0000	0.0011	0.0000	0.0011	0.0000	0.0011	
• Seal		1	Steel Rubber	Finished	.C1	Purchase	0.0550	0.0000	0.0000	0.0550	0.0000	0.0550	0.0000	0.0550	
• O-Ring		1	Rubber	Finished	.C1	Purchase	0.0220	0.0000	0.0000	0.0220	0.0000	0.0220	0.0000	0.0220	
• Washer-Flat		1	Brass	Finished	.C1	Purchase	0.0011	0.0000	0.0000	0.0011	0.0000	0.0011	0.0000	0.0011	
• Lock Ring		1	Spring Steel	Finished	.C1	Purchase	0.0002	0.0000	0.0000	0.0002	0.0000	0.0002	0.0000	0.0002	
• Assemble-Transmission Cover		1				Assemble	0.3384	0.4785	0.8169	0.5295	1.3464	0.014	1.3478	10	
SUBTOTAL: TRANSMISSION COVER							1.0973	1.0724	2.0830	4.2527	2.3095	6.5622	0.0474	6.6096	10
• Assemble Transmission						Assemble	0.0000	1.3536	0.1598	1.5134	0.1769	1.6903	0.0714	1.7617	10

* Not Estimated In Detail

ITEM	TASK X 1975 PHTO/SUMMARY	REQ'D PER VEHICLE	MATERIAL		STATE OF MATERIAL		FINISH WEIGHT	PROCESS DESCRIPTION	PER VEHICLE							TOTAL	YEARS AMORT	
			MATERIAL	FORM	GRADE	FORM			DIRECT MATERIAL	DIRECT LABOR	VARIABLE BURDEN	VARIABLE COST	FIXED BURDEN	MFG COST	TOOLING			
	30-ENGINE PARTS																	
	Engine Block Assy.					315.33				82.9542	37.5954	90.0582	210.5574	107.7798	319.1976	2.6121	321.7697	10
	Crankshaft Assy.					102.94				15.3815	17.2183	33.2275	65.7723	44.9651	110.7924	0.5257	111.2781	10
	Piston					34.87				3.9547	4.1629	17.6136	25.7212	25.7950	51.5262	0.1771	51.7033	10
	Connecting Rod					6.31				5.4564	0.7856	1.5716	7.2226	1.5908	9.4044	0.0400	9.4444	10
	Bearings					5.56				1.7268	2.5688	5.1376	9.4332	3.5592	12.9924	0.0534	13.0458	10
	Flywheel					1.90				4.8258	0.0000	0.0000	4.8258	0.0000	4.8258	0.0000	4.8258	
	Cylinder Head					3.40				1.0404	0.3851	0.7172	2.1427	0.7838	2.9265	0.0400	2.9665	10
	Intake-Valve					55.40				6.1240	1.0254	2.8115	9.9609	4.4781	14.4390	0.1372	14.5762	10
	Exhaust-Valve					0.92				0.3652	0.2304	0.7900	1.3856	0.5664	1.9520	0.0386	1.9906	10
	Cylinder Head Assy.					0.80				0.4516	0.2552	0.8724	1.5792	0.6160	2.1952	0.0386	2.2338	10
	Cylinder Head Cover					14.94				5.2020	3.2905	10.8521	10.3446	10.5595	29.9041	0.2219	30.1260	10
	Oil Pan					3.97				1.3196	0.4179	1.1555	2.9930	1.0820	3.9750	0.1141	4.0891	10
	Intake-Manifold					6.85				2.7709	0.2657	1.2991	4.3357	1.2505	5.5862	0.1017	5.6879	10
	Exhaust-Manifold					5.58				3.7033	0.2878	0.7954	4.7865	0.8319	5.6184	0.1712	5.7896	10
	Heat Shield					20.76				2.3316	0.9479	1.8956	5.1753	2.4359	7.6112	0.0628	7.6740	10
	Fuel-Pump Assy.					1.76				0.6303	0.2671	0.6101	1.5075	0.3260	1.8335	0.0911	1.9246	10
	Water-Pump Assy.					.82				2.3845	0.0000	0.0000	2.3845	0.0000	2.3845	0.0000	2.3845	
	Oil-Pump Assy.					6.82				6.4538	0.6178	1.3266	8.3982	1.2622	9.6604	0.0929	9.7533	10
	Auxiliary Shaft					3.72				1.8127	0.6906	1.3755	3.8788	1.1264	5.0052	0.1406	5.1458	10
	Connector Water					2.10				0.4320	0.2978	1.1072	1.8370	0.9101	2.7471	0.0357	2.7828	10
	Sensors					.50				0.2795	0.2170	0.4477	0.8542	0.3433	1.2375	0.0173	1.2548	10
	Screen-Oil Pump					.16				1.8260	0.0000	0.0000	1.8260	0.0000	1.8260	0.0000	1.8260	
	Separator-Crankcase					.82				0.2884	0.2772	0.5124	1.0780	0.3647	1.4427	0.0657	1.5084	10
	Torque Converter					.45				0.1537	0.2220	0.4863	0.8620	0.3300	1.1920	0.0404	1.2324	10
	Housing-Torque Converter					23.22				8.5490	2.4449	3.8743	14.8662	3.4533	18.3215	0.2998	18.6213	10
	Seal-Torque Converter					7.20				5.2773	0.7195	1.5790	7.5758	1.9696	9.5454	0.1063	9.6517	10
						.06				0.2530	0.0000	0.0000	0.2530	0.0000	0.2530	0.0000	0.2530	10

ITEM	TRK X 1975 PINTO	REQ'D PER VEHICLE	MATERIAL	STATE OF MATERIAL		FINISH WEIGHT	PROCESS DESCRIPTION	PER VEHICLE						TOTAL	YEARS AMORT.	
				GRADE	FORM			DIRECT MATERIAL	DIRECT LABOR	VARIABLE BURDEN	FIXED BURDEN	MFG COST	TOOLING			
30-ENGINE TOTALS																
						315.33		89.9542	37.5954	90.0582	110.5678	107.7798	319.1976	2.6121	321.7697	10
	Engine Block Assembly	1	Various	Finished	Machined		Assembly & Hot head	0.0000	8.4600	11.9625	20.4225	13.2375	33.6600	0.0571	33.7171	10
	Cylinder Block Assembly Machined	1	Gray Iron	Semi-Machined	Block/Bearings	.00	Machined Transfer Line	0.0000	0.9440	3.5400	4.4840	5.5224	10.0064	0.0286	10.0350	10
	Cylinder Block (Casting)	1	Gray Iron	Pig Iron		.00	Foundry Sandcasting	8.2416	6.1770	12.3539	26.7725	18.6240	45.3965	0.2571	45.6536	10
	Cylinder Block (Machining)	1	C. I. Gray Iron	Sandcast ing		85.00	Machined Transfer Line	0.0000	0.8496	3.1860	4.0356	4.9701	9.0057	0.0286	9.0343	10
	Main Bearing Cap (Casting)	4	Gray Iron	Pig Iron		0.00	Purchased	1.2660	0.0000	0.0000	1.2660	0.0000	1.2660	0.0000	1.2660	
	Main Bearing Cap (Machining)	4	C. I. Gray Iron	Sandcast ing		6.85	Machined Broach/Drill	0.0000	0.1920	0.7332	0.9252	1.3632	2.2884	0.0143	2.3027	10
	Thrust Bearing Cap (Casting)	1	Gray Iron	Pig Iron		.00	Purchased	0.5131	0.0000	0.0000	0.5131	0.0000	0.5131	0.0000	0.5131	
	Thrust Bearing Cap (Machined)	1	C. I. Gray Iron	Casting	HR RD	1.71	Machined Broach/Drill	0.0000	0.0639	0.2441	0.3080	0.4536	0.7616	0.0086	0.7702	10
	Bolt, Main Bearing Cap	10	STL	Bar Stock		.06	Purchased	0.8800	0.0000	0.0000	0.8800	0.0000	0.8800	0.0000	0.8800	
	Fasteners-Engine	—	STL	—	—	4.80	Purchased	2.1120	0.0000	0.0000	2.1120	0.0000	2.1120	0.0000	2.1120	
	Plug-Engine Block	9	STL	Coil Stock		.26	Stamped	0.1005	0.0082	0.0166	0.1253	0.0831	0.2086	0.0086	0.2172	10
	Cover-Cylinder Front	1	Aluminum	Aluminum Ingot		.74	Foundry Die Casting & Machined	0.3803	0.0527	0.1391	0.5721	0.1311	0.7032	0.0251	0.7283	10
	Fasteners-Cover Cyl Fnt	—	STL	—	—	.08	Purchased	0.0660	0.0000	0.0000	0.0660	0.0000	0.0660	0.0000	0.0660	
	Cover Assy-Cylinder Front (Inner)	1	STL	Coil Stock		1.72	Stamped & Assembly/Weld	0.3046	0.1982	0.3967	0.8995	0.2208	1.1203	0.0329	1.1532	10
	Cover Assy-Cylinder Front (Outer)	1	STL	Coil Stock		1.09	Stamped & Assembly/Weld	0.2996	0.1615	0.4093	0.8704	0.2053	1.0757	0.0363	1.1120	10
	Plate & Cover-Plate Assy-Rear Engine	1	STL	Coil Stock		1.55	Progressive Die Extruded	0.6702	0.0032	0.0067	0.6801	0.0021	0.6822	0.0094	0.6916	10
	Gasket-Cylinder Front Cover	1	Plastic	Extruded Elastomer		.03	Cut off	0.0197	0.0137	0.0182	0.0516	0.0048	0.0564	0.0000	0.0564	
	Cover Engine Block	1	Aluminum	Aluminum Ingot		.20	Foundry Diecast & Machined	0.1066	0.0553	0.1537	0.3156	0.0894	0.4050	0.0071	0.4121	10
	Bushing-Alignment	3	STL	Steel & Rubber		.07	Purchased	0.0715	0.0000	0.0000	0.0715	0.0000	0.0715	0.0000	0.0715	
	Seal-Oil	3	Rubber	—	—	.15	Purchased	0.2640	0.0000	0.0000	0.2640	0.0000	0.2640	0.0000	0.2640	
	Gasket	2	Rubber	Extrude Rubber		.06	Hot Mold	0.0278	0.0156	0.0270	0.0704	0.0230	0.0934	0.0057	0.0991	10
	Packing	2	Rubber	Extrude Rubber		.08	Hot Mold	0.0322	0.0156	0.0270	0.0748	0.0230	0.0978	0.0034	0.1012	10
	Grommet-Crankcase Ventilation	1	Rubber	Pellet		.02	Hot Mold	0.0093	0.0078	0.0135	0.0306	0.0115	0.0421	0.0029	0.0450	10
	Elbow-Crankcase Ventilation	1	Plastic	—	—	.02	Purchased	0.0165	0.0000	0.0000	0.0165	0.0000	0.0165	0.0000	0.0165	
SUBTOTALS - ENGINE ASSEMBLY								15.3815	17.2183	33.2275	65.7873	44.9653	110.7924	0.5257	111.2781	10

TASK X ITEM	1975 Pinto Engine	REQ'D PER VEHICLE	MATERIAL	STATE OF MATERIAL		FINISH WEIGHT	PROCESS DESCRIPTION	PER VEHICLE							TOTAL	YEARS AMORT
				GRADE	FORM			DIRECT MATERIAL	DIRECT LABOR	VARIABLE BURDEN	VARIABLE COST	FIXED BURDEN	MFG COST	TOOLING		
30-ENGINE (CONTINUED)																
	Crankshaft, Casting	1	Gray Iron	Pig Iron	.00	Foundry Sandcasting Machine Complete	3.5900	0.6159	1.8402	6.0541	2.1079	8.1620	0.0714	8.2334	10	
	Crankshaft, Machining	1	C. I.	C. I. Casting	34.25	Complete	0.0000	3.3425	15.2083	18.5508	23.1301	41.6809	0.1029	41.7838	10	
	Key, Woodruff	1	STL	---	.02	Purchased	0.0550	0.0000	0.0000	0.0550	0.0000	0.0550	0.0000	0.0550		
	Sprocket	1	STL	Machined Complete	.60	Complete	0.3017	0.1368	0.4694	0.9079	0.4511	1.3590	0.0014	1.3604	10	
	Assemble, Crankshaft	1	---	Components	.00	Assembly of Components	0.0000	0.0677	0.0957	0.1634	0.1059	0.2693	0.0014	0.2707	10	
	SUBTOTAL: CRANKSHAFT				34.87		3.9547	4.1629	17.6136	25.7312	25.7950	51.5262	0.1771	51.7033	10	
	Piston	4	Aluminum Die Cast	Aluminum Ingot	4.64	Foundry Machine Complete	2.4744	0.7856	1.5716	4.8316	1.5808	6.4124	0.0400	6.4524	10	
	Pin, Piston	4/set	STL	---	1.24	Purchased	1.7160	0.0000	0.0000	1.7160	0.0000	1.7160	0.0000	1.7160		
	Ring, Piston (Set of 3)	4	STL	---	.43	Purchased	1.2760	0.0000	0.0000	1.2760	0.0000	1.2760	0.0000	1.2760		
	SUBTOTAL: PISTON				6.31		5.4664	0.7856	1.5716	7.8236	1.5808	9.4044	0.0400	9.4444	10	
	Connecting Rod	4	STL	Forging Billet	4.92	Forge Machine Complete	1.3220	2.5688	5.1376	9.0284	3.5592	12.5876	0.0534	12.6410	10	
	Fasteners-Connecting Rod	8	STL	---	.64	Purchased	0.4048	0.0000	0.0000	0.4048	0.0000	0.4048	0.0000	0.4048		
	SUBTOTAL: CONNECTING ROD				5.56		1.7268	2.5688	5.1376	9.4332	3.5592	12.9924	0.0534	13.0458	10	
	Bearing Shell-main	4/set	STL	---	.72	Purchased	2.1484	0.0000	0.0000	2.1484	0.0000	2.1484	0.0000	2.1484		
	Bearing Shell-Turgt	1/set	STL	---	.46	Purchased	0.6534	0.0000	0.0000	0.6534	0.0000	0.6534	0.0000	0.6534		
	Bearing Shell-Connecting Rod	4/set	STL	---	.36	Purchased	0.8360	0.0000	0.0000	0.8360	0.0000	0.8360	0.0000	0.8360		
	Bearing Shell-Camshaft	4	STL	---	.24	Purchased	0.7920	0.0000	0.0000	0.7920	0.0000	0.7920	0.0000	0.7920		
	Bearing Liner	2	STL	---	.12	Purchased	0.3960	0.0000	0.0000	0.3960	0.0000	0.3960	0.0000	0.3960		
	SUBTOTAL: BEARING SHELL				1.90		4.8258	0.0000	0.0000	4.8258	0.0000	4.8258	0.0000	4.8258		

TASK X ITEM	1975 PINTO (CONTINUED)	REC'D PER VEHICLE	MATERIAL	STATE OF MATERIAL		FINISH WEIGHT	PROCESS DESCRIPTION	PER VEHICLE							TOTAL	YEARS AMORT.	
				GRADE	FORM			DIRECT MATERIAL	DIRECT LABOR	VARIABLE BURDEN	VARIABLE COST	FIXED BURDEN	MFG COST	TOOLING			
	30-ENGINE (CONTINUED)																
	Plate-Flywheel	1	STL	CRS Sheared Sheet Stock		1.25	Progressive Die	0.4412	0.0315	0.0706	0.5433	0.0678	0.6111	0.0129	0.6240	10	
	Ring Gear Flywheel	1	STL	HR PO Flat Bar Stock		1.85	C.O. & Form Ring & Butt Weld	0.4672	0.3058	0.6116	1.3846	0.6890	2.0736	0.0700	2.0936	10	
	Fastener	6	STL			.30	Purchased	0.1320	0.0000	0.0000	0.1320	0.0000	0.1320	0.0000	0.1320		
	Assemble Flywheel	1		Finished Mach Components		3.40	Assemble & Auto- Welder	0.0000	0.0478	0.0350	0.0828	0.0270	0.1098	0.0071	0.1169	10	
	SUBTOTALS: FLYWHEEL							1.0404	0.3851	0.7172	2.1427	0.7838	2.9265	0.0400	2.9665	10	
	Cylinder Head (Casting)	1	C.I.	Pig Iron			Foundry Sand Casting	4.6864	0.8101	1.9871	7.4836	3.2839	10.7675	0.0714	10.8389	10	
	Cylinder Head (Mach)	1	C.I.	C.I. Casting		52.50	Machined Complete	0.0000	0.1886	0.7695	0.9581	1.1768	2.1349	0.0571	2.1920	10	
	Fasteners-Cylinder Head	1	STL			2.30	Purchased	1.0120	0.0000	0.0000	1.0120	0.0000	1.0120	0.0000	1.0120		
	Gasket-Cylinder Head	1	Fiber & STL			.22	Purchased	0.2860	0.0000	0.0000	0.2860	0.0000	0.2860	0.0000	0.2860		
	Core Plug Cylinder Head	1	STL	CRS Strip Coil Stock		.04	Stamped B & P Die	0.0106	0.0041	0.0083	0.0230	0.0026	0.0256	0.0029	0.0285	10	
	Lift Hook	1	STL	HR P & D Strip Coil Stock		.15	Stamped B & P Die	0.0536	0.0113	0.0233	0.0882	0.0074	0.0956	0.0029	0.0985	10	
	Lift Hook	1	STL	HR P & D Strip Coil Stock		.19	Stamped B & P Die	0.0754	0.0113	0.0233	0.1100	0.0074	0.1174	0.0029	0.1203	10	
	SUBTOTALS: CYLINDER HEAD					55.40		6.1240	1.0254	2.8115	9.9609	4.4781	14.4390	0.1372	14.5762	10	
	Valve Intake Head	4	STL	Forging STL Bar Stock			C.O. Bar Hot Extrude	0.2488	0.0568	0.2016	0.5072	0.1404	0.6476	0.0143	0.6619	10	
	Valve Intake Stem	4	STL	C.P. Found Bar Stock			Shear C.O. & Machined	0.1164	0.0380	0.2176	0.3720	0.2328	0.6048	0.0086	0.6134	10	
	Assembly-Intake Valve	4		Finished Mach Components		.92	Fusion Weld & Finish Grind	0.0000	0.1356	0.3708	0.5064	0.1932	0.6996	0.0157	0.7153	10	
	SUBTOTALS: INTAKE VALVE					.92		0.3652	0.2304	0.7900	1.3856	0.5664	1.9520	0.0386	1.9906	10	
	Valve-Exhaust Head	4	STL	Forging STL Bar			C.O. Bar Hot Extrude	0.3352	0.0816	0.2840	0.7008	0.1900	0.8908	0.0143	0.9051	10	
	Valve-Exhaust Stem	4	STL	CRS Found Bar Stock			Shear C.O. Machined	0.1164	0.0380	0.2176	0.3720	0.2328	0.6048	0.0086	0.6134	10	
	Assembly-Exhaust Valve	4		Finished Mach Components		.80	Fusion Weld & Finish Grind	0.0000	0.1356	0.3708	0.5064	0.1932	0.6996	0.0157	0.7153	10	
	SUBTOTALS: EXHAUST VALVE					.80		0.4516	0.2552	0.8724	1.5792	0.6160	2.1952	0.0356	2.2308	10	

TASK X ITEM	30-ENGINE (CONTINUED)	HEAD PER VEHICLE	MATERIAL	STATE OF MATERIAL		FINISH WEIGHT	PROCESS DESCRIPTION	PER VEHICLE				TOTAL			YEARS AMORT	
				GRADE	FORM			DIRECT MATERIAL	DIRECT LABOR	VARIABLE BURDEN	VARIABLE COST	FIXED BURDEN	MFG COST	TOOLING		
Camshaft-Casting	1	Cast Iron	Pig-Iron				Foundry Sand Casting	0.6050	0.3803	1.2444	2.2297	1.1590	3.3887	0.6429	3.4316	10
Camshaft-Machining	1	C. I.	C. I.		6.40		Machined Completed	0.0000	0.5880	3.0585	3.6465	4.6266	8.2731	6.0096	4.3517	10
Pin-Camshaft	1	STL	HR P & D STL Coil Stock		.01		Purchased	0.0176	0.0000	0.0000	0.0176	0.0000	0.0176	0.0000	0.0176	
Plate-Camshaft	1	STL	HR P & D STL Coil Stock		.07		8 & P Die & Machined	0.0200	0.0344	0.0594	0.1138	0.0325	0.1463	0.0057	0.1520	10
Plug-Camshaft	1	STL	HR P & D STL Coil Stock		.02		Purchased	0.0088	0.0000	0.0000	0.0088	0.0000	0.0088	0.0000	0.0088	
Gear-Camshaft	1	Gray Iron	Pig-Iron		1.64		Foundry & Machined	0.1590	0.1733	0.2649	0.5972	0.1662	0.7634	0.0231	0.7865	10
Washer-Camshaft	1	STL	HR P & D Steel Coil Stock		.07		8 & P Die	0.0204	0.0113	0.0233	0.0550	0.0072	0.0622	0.0014	0.0636	10
Bolt-Camshaft	1	STL	HR P & D Steel Coil Stock		.11		Purchased	0.0440	0.0000	0.0000	0.0440	0.0000	0.0440	0.0000	0.0440	
Rocker Arm	8	Cast STL	Pig-Iron Billet		1.92		Foundry Machined & Heat Treated	0.4360	0.5376	1.6584	2.6320	1.6458	4.2808	0.0200	4.3008	10
Spring-Valve	8	STL	HR P & D Round SPL Bar		1.28		Purchased	0.8448	0.0000	0.0000	0.8448	0.0000	0.8448	0.0000	0.8448	
Retainer-Valve Spring	8	STL	HR P & D Round SPL Bar		.56		Cold Header	0.1696	0.0376	0.1232	0.3304	0.0548	0.4152	0.0029	0.4181	10
Seal-Valve Stem	8	Rubber & Steel			.64		Purchased	0.5280	0.0000	0.0000	0.5280	0.0000	0.5280	0.0000	0.5280	
Key-Valve Spring	16	STL			.08		Purchased	0.2640	0.0000	0.0000	0.2640	0.0000	0.2640	0.0000	0.2640	
Assemble-Tappet	8		Finished Components		2.16		Assemble Completed	0.2800	0.1800	0.2520	0.7120	0.2800	0.9920	0.0029	0.9949	10
Body-Tappet	8	STL	CRS Round Bar Stock				Machined Heat Treated & Grinded	1.2120	0.7104	2.1896	4.1120	1.3440	5.4560	0.0129	5.4689	10
Plunger-Tappet	8	STL	CRS Round Bar Stock				Machined & Heat Treated	0.4912	0.3928	1.4088	2.2928	0.9552	3.2480	0.0200	3.2680	10
Retainer-Tappet	8	STL	CRS Strip Coil Stock				Progressive Die Stamped	0.0104	0.0328	0.0664	0.1096	0.0208	0.1304	0.0043	0.1347	10
Sleeve-Tappet	8	STL	CRS Round Bar Stock				Cold Headed Grinded	0.0808	0.1792	0.4368	0.6968	0.2136	0.9104	0.0029	0.9133	10
Seat-Tappet	8	STL	CRS Flat Bar Stock				Stamped Progressive Die	0.0104	0.0328	0.0664	0.1096	0.0208	0.1304	0.0043	0.1347	10
SUBTOTALS: ASSEMBLY					14.94			5.2020	3.2905	10.8521	19.3446	10.5595	29.9041	0.2219	30.1260	10

ITEM	TASK X 1975 PINTO	MCD PER VEHICLE	MATERIAL	STATE OF MATERIAL		FINISH WEIGHT	PROCESS DESCRIPTION	PER VEHICLE					TOTAL		YEARS AMORT	
				GRADE	FORM			DIRECT MATERIAL	DIRECT LABOR	VARIABLE BURDEN	VARIABLE COST	FIXED BURDEN	MFG COST	TOOLING		
30-ENGINE (CONTINUED)																
	Cover-Cylinder Head	1	STL	CRS Strip Coil Stock			Stamping Dies	2.9665	0.2093	0.8055	1.9203	0.7734	2.6927	0.0563	2.7490	10
	Baffle-Head Cover	1	STL	CRS Strip Coil Stock			Stamping Progressive Die	0.0510	0.0068	0.0133	0.0711	0.0042	0.0753	0.0054	0.0807	10
	Bracket-Head Cover	2	STL	CRS Strip Coil Stock			Stamping Progressive Die	0.0058	0.0034	0.0080	0.0172	0.0032	0.0204	0.0109	0.0313	10
	Bracket-Mounting	2	STL	CRS Strip Coil Stock			Stamping Progressive Die	0.0278	0.0028	0.0066	0.0372	0.0022	0.0394	0.0126	0.0520	10
	Washer	2	Pubber & STL				Purchased	0.0220	0.0000	0.0000	0.0220	0.0000	0.0220	0.0000	0.0220	
	Gasket	1	Cork			.01	Purchased	0.1650	0.0000	0.0000	0.1650	0.0000	0.1650	0.0000	0.1650	
	Assembly-Cap, Oil Filler	1	STL & Cork	CRS Strip Stock & Sheet Cork		.19	Purchased	0.0881	0.0468	0.0985	0.2334	0.0936	0.3270	0.0157	0.3427	10
	Screw	2	STL				Purchased	0.0110	0.0000	0.0000	0.0110	0.0000	0.0110	0.0000	0.0110	
	Label-Emission	1	Paper				Purchased	0.0220	0.0000	0.0000	0.0220	0.0000	0.0220	0.0000	0.0220	
	Clip-Harness	2	STL	CRS Strip Coil Stock		.01	Stamping Progressive Die	0.0094	0.0050	0.0100	0.0244	0.0032	0.0276	0.0063	0.0339	10
	Strap-Plastic	1	Plastic			.01	Purchased	0.0110	0.0000	0.0000	0.0110	0.0000	0.0110	0.0000	0.0110	
	Assembler, Head Cover	1		Washing Completed Partible		3.55	Final Assembly Stamping & Die	0.0000	0.1360	0.2136	0.3496	0.2032	0.5528	0.0029	0.5557	10
	Fasteners		STL			.20	Purchased	0.0000	0.0088	0.0000	0.0088	0.0000	0.0088	0.0000	0.0088	
	SUBTOTAL: CYLINDER HEAD COVER					3.97		1.3196	0.4179	1.1555	2.8930	1.0820	3.9750	0.1141	4.0891	10
	Oil Pan	1	STL	CRS Strip Coil Stock			Stamping Dies	1.7923	0.2478	1.2116	3.2517	1.1743	4.4260	0.1003	4.5263	10
	Weld Nut	1	STL				Purchased	0.0300	0.0000	0.0000	0.0300	0.0000	0.0300	0.0000	0.0300	
	Plug, Drain with Seal	1	Plastic & STL				Purchased	0.0400	0.0000	0.0000	0.0400	0.0000	0.0400	0.0000	0.0400	
	Gasket, Oil Pan	1	Cork			.08	Purchased	0.1650	0.0000	0.0000	0.1650	0.0000	0.1650	0.0000	0.1650	
	Assembler, Oil Pan	1		Finished Machined Components		6.10	Assembly & Projection Weld	0.0000	0.0179	0.0875	0.1054	0.0762	0.1816	0.0014	0.1830	10
	Fasteners		STL			.35	Purchased	0.1760	0.0000	0.0000	0.1760	0.0000	0.1760	0.0000	0.1760	
	Dip Stick-Oil	1	STL			.09	Purchased	0.2640	0.0000	0.0000	0.2640	0.0000	0.2640	0.0000	0.2640	
	Tube-Dip Stick	1	STL			.16	Purchased	0.3136	0.0000	0.0000	0.3136	0.0000	0.3136	0.0000	0.3136	
	SUBTOTAL: OIL PAN					6.85		2.7709	0.2657	1.2991	4.3357	1.2505	5.5862	0.1017	5.6879	10

TASK X ITEM	1975 FINTO	REQ'D PER VEHICLE	MATERIAL	STATE OF MATERIAL		FINISH WEIGHT	PROCESS DESCRIPTION	PER VEHICLE					TOTAL	YEARS AMORT.						
				GRADE	FORM			DIRECT MATERIAL	DIRECT LABOR	VARIABLE BURDEN	VARIABLE COST	FIXED BURDEN			MFG COST	TOOLING				
30-ENGINE (CONTINUED)																				
	Casting-Intake Manifold		Alum Cast	Alum Ingot			Foundry Ote Casting	3.0761	0.1082	0.3112	3.4955	0.3197	3.8152	0.0629	3.8781	10				
	Intake Manifold-Machining	1	Alum Cast	Alum Casting	4.70	Machining & Install Mex Plug		0.0550	0.0692	0.1759	0.2001	0.2167	0.5168	0.0974	0.6142	10				
	Gasket	1	Fiber		.06	Purchased		0.1100	0.0000	0.0000	0.1100	0.0000	0.1100	0.0000	0.1100					
	Fitting	1	Zinc & STL	CNS Bar Stock	.18	Machining Assembly & Solder		0.1356	0.0666	0.1834	0.3856	0.1732	0.5588	0.0086	0.5674	10				
	Cover	1	Alum Cast	Alum Ingot	.32	Foundry Machining		0.1858	0.0438	0.1249	0.3545	0.1223	0.4768	0.0023	0.4791	10				
	Fasteners	8	STL		.32	Purchased		0.1408	0.0000	0.0000	0.1408	0.0000	0.1408	0.0000	0.1408					
	SUBTOTAL: INTAKE MANIFOLD													5.58			5.7896	10		
	Casting-Exhaust Manifold	1	Gray Iron	Pig Iron Ingot			Foundry Sand Casting	1.6911	0.7297	1.4593	3.8801	2.2000	6.0801	0.0314	6.1115					
	Exhaust Manifold-Machining	1	C. I.	Cast Iron Casting	19.75	Machined		0.0000	0.2182	0.4363	0.6545	0.2359	0.8904	0.0314	0.9218	10				
	Gasket	1	Asbestos & STL		.08	Purchased		0.2315	0.0000	0.0000	0.2315	0.0000	0.2315	0.0000	0.2315					
	Fasteners	1	STL		.93	Purchased		0.4092	0.0000	0.0000	0.4092	0.0000	0.4092	0.0000	0.4092					
	SUBTOTAL: EXHAUST MANIFOLD													20.76			7.6740	10		
	Heatshield Inner Shell	1	STL	CRS Strip Coil Stock			Stamping Oies	2.3318	0.9479	1.8956	5.1753	2.4359	7.6112	0.0628	7.6740	10				
	Heatshield Outer Shell	1	STL	CRS Strip Coil Stock			Stamping Oies	0.2526	0.0882	0.2261	0.5669	0.1061	0.6730	0.0377	0.7107	10				
	Outlet	1	STL	DOM 2" O.D. STL Tubing			Oies Cut off to length	0.2887	0.1112	0.2728	0.6727	0.1209	0.7936	0.0534	0.8470	10				
	Fasteners	1	STL		.06	Purchased		0.0186	0.0042	0.0074	0.0302	0.0037	0.0339	0.0000	0.0339					
	Assemble Heat Shield	1	Machined Completed Exhibited		1.70	ASSEMBLE Wash & Paint		0.0374	0.0000	0.0000	0.0374	0.0000	0.0374	0.0000	0.0374					
	SUBTOTAL: HEAT SHIELD													1.76			1.8335	0.0911	1.9246	10
	Assembly-Fuel Pump	1	Alum & Various		.78	Purchased		2.3185	0.0000	0.0000	2.3185	0.0000	2.3185	0.0000	2.3185					
	Gasket-Fuel Pump	1	Paper		.01	Purchased		0.0330	0.0000	0.0000	0.0330	0.0000	0.0330	0.0000	0.0330					
	Fasteners	1	STL		.03	Purchased		0.0330	0.0000	0.0000	0.0330	0.0000	0.0330	0.0000	0.0330					
	SUBTOTAL: FUEL PUMP													2.3845			2.3845	0.0000	2.3845	

* Not Estimated In Detail

TASK X ITEM	1975 P/INO	REO O PER VEHICLE	MATERIAL	STATE OF MATERIAL		FINISH WEIGHT	PROCESS DESCRIPTION	PER VEHICLE						TOTAL	YEARS AMORT	
				GRADE	FORM			DIRECT MATERIAL	DIRECT LABOR	VARIABLE BURDEN	VARIABLE COST	FIXED BURDEN	MFG COST			TOOLING
30-ENGINE (CONTINUED)																
*	Assembly-Water Pump	1	STL CST STL Tubing	Pig Iron DOM STL	Tubing	6.47	Foundry Machining & Assembly	5.5468	0.6178	1.3266	7.4912	1.2622	8.7534	0.0929	8.8463	10
	Fasteners	3	STL			.15	Purchased	0.0600	0.0000	0.0000	0.0600	0.0000	0.0600	0.0000	0.0600	
	Seal-Water Pump	1	Rubber & STL			.08	Purchased	0.3850	0.0000	0.0000	0.3850	0.0000	0.3850	0.0000	0.3850	
*	Thermostat Asse-ibly	1	Fastener STL			.12	Purchased	0.4620	0.0000	0.0000	0.4620	0.0000	0.4620	0.0000	0.4620	
	SUBTOTAL: WATER PUMP					6.82		6.4538	0.6178	1.3266	8.3982	1.2622	9.6604	0.0929	9.7533	10
*	Assembly-Oil Pump	1	AL/CST PDR/STL Stock	Al/CRS Hex Hex Bar Stock	Strip	2.56	Stamping & Machining	0.9166	0.5674	1.1329	2.6169	0.8610	3.4779	0.1349	3.6128	10
	Shaft Assembly-Oil Pump	1	STL	CRS Hex Bar Stock		.07	Stamping & Machining	0.0119	0.0115	0.0193	0.0427	0.0204	0.0631	0.0000	0.0631	
	Gasket-Oil Pump	1	Paper			.01	Purchased	0.0012	0.0000	0.0000	0.0012	0.0000	0.0012	0.0000	0.0012	
	Filter-Oil	1	Paper & STL			1.00	Purchased	0.8580	0.0000	0.0000	0.8580	0.0000	0.8580	0.0000	0.8580	
	Nipple-Oil Filter	1	STL	CRS Round Bar Stock		.08	Machined	0.0250	0.1117	0.2233	0.3600	0.2450	0.6050	0.0057	0.6107	10
	SUBTOTAL: OIL PUMP					3.72		1.8127	0.6906	1.3755	3.8788	1.1264	5.0052	0.1406	5.1458	10
	Shaft-Auxiliary	1	STL CST	Pig Iron		2.00	Foundry Machining & Heat Treat	0.3999	0.2634	1.0478	1.7111	0.8776	2.5887	0.0300	2.6187	10
	Plate-Auxiliary Shaft	1	STL	HR/P & O Strip STL		.07	BLK & Pierce & C-Sink Holes	0.0200	0.0344	0.0594	0.1138	0.0325	0.1463	0.0057	0.1520	10
	Pin-Auxiliary Shaft	1	STL			.01	Purchased	0.0033	0.0000	0.0000	0.0033	0.0000	0.0033	0.0000	0.0033	
	Fasteners		STL			.02	Purchased	0.0088	0.0000	0.0000	0.0088	0.0000	0.0088	0.0000	0.0088	
	SUBTOTAL: AUXILIARY SHAFT					2.10		0.4320	0.2978	1.1072	1.8370	0.9101	2.7471	0.0357	2.7828	10
	Assembly-Connector, Water	1	STL/CST STL	Pig Iron & CRS Hex Bar STL		.34	Foundry Die Cast Mach & Brazed	0.0863	0.1503	0.2918	0.5284	0.2798	0.8082	0.0087	0.8169	10
	Gasket	1	Gasket Mat'l			.01	Purchased	0.0330	0.0000	0.0000	0.0330	0.0000	0.0330	0.0000	0.0330	
	Fasteners		STL			.06	Purchased	0.0264	0.0000	0.0000	0.0264	0.0000	0.0264	0.0000	0.0264	
	Elbow, Coolant	1	STL	CRS Hex Bar Stock & PUR/NIP		.09	Mach & Brazed Nipple	0.0838	0.0667	0.1559	0.3064	0.0635	0.3699	0.0086	0.3785	10
	SUBTOTAL: CONNECTOR, WATER					.50		0.2295	0.2170	0.4477	0.8942	0.3433	1.2375	0.0173	1.2548	10

* Not Estimated In Detail

ITEM	TASK X 1975 PINTO	REQ'D PER VEHICLE	MATERIAL	STATE OF MATERIAL		FINISH WEIGHT	PROCESS DESCRIPTION	PER VEHICLE						TOTAL	YEARS AMORT.
				GAUGE	FORM			DIRECT MATERIAL	DIRECT LABOR	VARIABLE BURDEN	VARIABLE COST	FIXED BURDEN	MFG COST		
30-ENGINE (CONTINUED)															
	Sensor-Water Temperature	1	Various			.07	Purchased	0.9910	0.0000	0.0000	0.8910	0.0000	0.8910	0.8910	
	Sensor-Oil Pressure	1	Various			.09	Purchased	0.9350	0.0000	0.0000	0.9350	0.0000	0.9350	0.9350	
	SUBTOTAL: SENSORS					.16		1.8260	0.0000	0.0000	1.8260	0.0000	1.8260	1.8260	
	Assembly-Screen, Oil Pump	1	STL	CRS Strip Coil DOM STL Tubing		.82	Stamping Asm & Stamp Gr Ind & Grind	0.2884	0.2772	0.5124	1.0780	0.3647	1.4427	0.0657	
	Assembly-Separator Crankcase	1	Rubber & STL	SH/RUB CRS/STR Coil DOM Tubing		.45	Stamping Staking & Brazing & Asm	0.1537	0.2220	0.4863	0.8620	0.3300	1.1920	0.0404	
								- EEE SUBTOTALS: TORQUE CONVERTER							
	Housing-Torque Converter	1	STL	CRS/DO Flat Sheet Stock			Stamping Press Dies & Mach	1.3837	0.1158	0.2157	1.7152	0.2587	1.9739	0.0331	
	Nut	3	STL	HRS-P 10 Bar Stock			Cut Off Milled Drill & Tapped	0.0618	0.0699	0.1008	0.2325	0.0729	0.3054	0.0014	
	Plug	1	STL	CRS Round Bar Stock			Auto SCR Machine	0.0459	0.0041	0.0220	0.0720	0.0269	0.0989	0.0003	
	Assemble Housing	1		Finished Machine Components		5.80	Asm Finish on Weld & Grind	0.0252	0.1420	0.3766	0.5438	0.3605	0.9043	0.0063	
	SUBTOTAL: HOUSING TORQUE CONV					5.80		1.5166	0.3318	0.7151	2.5635	0.7190	3.2825	0.0411	
	Ring-Outer	1	STL	CRS DO Strip Coil Stock			STMG /Blk-Rum Reshrike & Lance	2.1315	0.0174	0.0640	2.2129	0.0618	2.2747	0.0414	
	Hub	1	STL	DOM RD STL Tubing			Mill Ret Mach Chase Grind	0.0473	0.0286	0.1312	0.2071	0.0946	0.3017	0.0010	
	Vane	31	STL	CRS Strip Coil Stock			STMG/Progressive Die Turnike	0.3844	0.0062	0.0806	0.4712	0.0217	0.4929	0.0134	
	Ring-Inner	1	STL	CRS Strip Coil Stock			Stamping Progressive Die	0.3333	0.0069	0.0392	0.3794	0.0274	0.4068	0.0143	
	Assemble Outer Ring	1		Finished Machine Components			Assembled Welded & Machined	0.0000	0.2364	0.4068	0.6432	0.3559	0.9991	0.0051	
	Assemble Impeller Wheel	1		Finished Machined Components		8.81	Asm Welded & Stake & Machined	0.0000	0.2515	0.2130	0.4645	0.1785	0.6430	0.0186	
	SUBTOTAL: IMPELLER WHEEL					8.81		2.8965	0.5470	0.9348	4.3783	0.7399	5.1182	0.0938	
	Castings-Stator Wheel	1	Alum Billet	Alum Die Cast			Foundry Die Cast	0.4348	0.0431	0.1562	0.6341	0.3015	0.9356	0.0100	
	Stator Wheel-Machining	1	Alum Die Cast	Alum Die Cast			Machined Broach Mach	0.0000	0.0615	0.3306	0.3921	0.3479	0.7400	0.0157	

TASK X ITEM	REQ'D PER VEHICLE	MATERIAL	STATE OF MATERIAL		FINISH WEIGHT	PROCESS DESCRIPTION	PER VEHICLE							TOTAL	YEARS ABORT.
			GRADE	FORM			DIRECT MATERIAL	DIRECT LABOR	VARIABLE BURDEN	VARIABLE COST	FIXED BURDEN	MFG COST	TOOLING		
3C-ENGINE (CONTINUED)															
Band	1	STL	CRS Strip Coil Stock			Form Rolled Out Off & Welded	0.0367	0.0094	0.0406	0.0867	0.0368	0.1235	0.0043	0.1278	10
Bushing, Splined	1	STL	CRS RD Bar Coil Stock			Auto SCR Mach Heat Treat Grind	0.3116	0.0406	0.1267	0.4789	0.1381	0.6170	0.0039	0.6209	10
Sleeve	1	Sintered Metal Pellet	Iron Pellet			Welded Heat Treat Grinded	0.8118	0.0931	0.1603	1.0652	0.1477	1.2129	0.0043	1.2172	10
Pin	7	STL				Purchased	0.1428	0.0000	0.0000	0.1428	0.0000	0.1428	0.0000	0.1428	
Spring-Tension	7	SPC Temp STL				Purchased	0.1155	0.0000	0.0000	0.1155	0.0000	0.1155	0.0000	0.1155	
Retainer	2	Plastic Temp STL	Pellets			Injection Molding	0.1040	0.0060	0.0156	0.1256	0.0186	0.1442	0.0086	0.1528	10
Ring, Lock	2	SPC Temp STL				Purchased	0.0660	0.0000	0.0000	0.0660	0.0000	0.0660	0.0000	0.0660	
Assemble Stator Wheel	1		Finished Components	Machined	1.13	Asm & Roll Tube	0.0000	0.0464	0.0724	0.1188	0.0514	0.1802	0.0029	0.1831	10
Assemble Stator	1		Finished Components	Machined	3.23	Assemble Components	0.0000	0.0902	0.0316	0.1218	0.0349	0.1567	0.0091	0.1658	10
SUBTOTAL: STATOR					4.36		2.0232	0.3903	0.9340	3.3475	1.0869	4.4344	0.0588	4.4932	10
Ring-Outer	1	STL	CRS DO Strip Coil Stock			Stamping Die Dies Progressive	0.4358	0.0124	0.0735	0.5217	0.0514	0.5731	0.0286	0.6017	10
Ring-Inner	1	STL	CRS DO Strip Coil Stock			Stamping Progressive Die	0.3487	0.0069	0.0392	0.3948	0.0274	0.4222	0.0143	0.4365	10
Vane	27	STL	CRS Strip Coil Stock			Stamping Progressive Dies	0.3348	0.0054	0.0702	0.4104	0.0189	0.4293	0.0129	0.4422	10
Adaptor	1	Sintered Metal Pellet	Iron Pellet			Weld Heat Treat Grind	0.7332	0.1423	0.2421	1.1176	0.1508	1.2684	0.0080	1.2764	10
Rivet	10	STL	STL Tubular			Purchased	0.0500	0.0000	0.0000	0.0500	0.0000	0.0500	0.0000	0.0500	
Washer-Thrust	1	STL	CRS Strip Coil Stock			Stamping Blank & Pierce Die	0.0325	0.0065	0.0133	0.0523	0.0082	0.0605	0.0023	0.0628	10
Washer	1	Fiber				Purchased	0.0275	0.0000	0.0000	0.0275	0.0000	0.0275	0.0000	0.0275	
Assemble Turbine Wheel	1				4.25	Assembly Stake- Rivet & Machine	0.0000	0.1640	0.2295	0.3935	0.2531	0.6466	0.0129	0.6595	10
SUBTOTAL: TURBINE WHEEL					4.25		1.9625	0.3375	0.6678	2.9678	0.5098	3.4776	0.0790	3.5566	10
Assemble Torque Converter	1		Finished Machined Components			Final Asm Welding Bal/Torq Test	0.1502	0.8383	0.6226	1.6111	0.3977	2.0088	0.0271	2.0359	10
SUBTOTAL: TORQUE CONVERTER					23.22		8.5490	2.4449	3.8743	14.8682	3.4533	18.3215	0.2998	18.6213	10

TASK X ITEM	1975 PINTO	REQ D PER VEHICLE	MATERIAL	STATE OF MATERIAL		FINISH WEIGHT	PROCESS DESCRIPTION	DIRECT MATERIAL	DIRECT LABOR	PER VEHICLE			MFG COST	TOOLING	TOTAL	YEARS AMORT
				GRADE	FORM					VARIABLE BURDEN	VARIABLE COST	FIXED BURDEN				
30-ENGINE (CONTINUED)																
	Housing Torque Converter Casting	1	Alum	Alum Ingot			Foundry Die Casting	5.2773	0.4576	0.9151	6.6500	1.6150	8.2650	0.0714	8.3364	10
	Housing Torque Converter Maching	1	Alum	Alum Die Cast	7.20		Machined Complete	0.0000	0.2619	0.6639	0.9258	0.3546	1.2804	0.0349	1.3153	10
	SUBTOTALS: HOUSING-TORQUE CONVERTER				7.20			5.2773	0.7195	1.5790	7.5758	1.9696	9.5454	0.1063	9.6517	10
	Seal-Torque Converter	1	Plastic & STL		.06		Purchased	0.2530	0.0000	0.0000	0.2530	0.0000	0.2530	0.0000	0.2530	

TASK X 1975 P1100 ITEM DESCRIPTION	ITEM DESCRIPTION	PRG VII	REQ'D PER VEHICLE	MATERIAL	STATE OF MATERIAL		FINISH WEIGHT	PROCESS DESCRIPTION	PER VEHICLE					TOTAL	YEARS AMORT		
					GRADE	FORM			DIRECT MATERIAL	DIRECT LABOR	VARIABLE BUREN	VARIABLE COST	FIXED BUREN			MFG COST	TOOLING
30-TRANSMISSION-PROPLAS:							77.61		65.4090	19.7312	43.1782	128.3184	42.1700	170.4884	1.2196	171.7080	10
Piston-Front Clutch			1	ALUM	Pigs		.53	Cast-Machine	0.3102	0.1956	0.5227	1.0285	0.7642	1.7927	0.0197	1.8124	10
Bell-Piston-Front Clutch-1/8" O.D.			1	CRS	Finished			Purchase	0.0110	0.0000	0.0110	0.0000	0.0000	0.0110	0.0000	1.0110	
Bell-Piston-Front Clutch-3/16" DIA			1	CRS	Finished			Purchase	0.0165	0.0000	0.0000	0.0165	0.0000	0.0165	0.0000	0.0165	
Assemble			1					Assemble	0.0000	0.0542	0.0766	0.1308	0.0846	0.2154	0.0006	0.2160	10
SUBTOTAL: PISTON ASSEMBLY							.53		0.3377	0.2498	0.5993	1.1868	0.5488	2.0356	0.0203	2.0559	10
Crank-Shaft			1	CRS	Round Bar		.58	Machine	0.3335	0.5587	1.5614	2.4536	1.2883	3.7419	0.0129	3.7548	10
Bearing-Elite			2	Steel Copper	Finished		.04	Purchase	0.5500	0.0000	0.0000	0.5500	0.0000	0.5500	0.0000	0.5500	
Assemble			1				.62	Assemble	0.0000	-0.0466	0.0647	0.1111	0.0629	0.1742	0.0017	0.1759	10
SUB TOTAL-SHAFT GEAR ASM									0.8835	0.6053	1.6261	3.1148	1.3512	4.4661	0.0146	4.4807	10
Rod-Piston & Rod Assembly			1	CRS	Round Bar		.05	Machine	0.0286	0.0443	0.1572	0.2301	0.1554	0.3855	0.0063	0.3918	10
Piston			1	CRS	Coil		.22	Stamping	0.1127	0.0099	0.0201	0.1427	0.0066	0.1493	0.0140	0.1633	10
Rubber-Seal			1	Rubber	Raw		.02	Mold	0.0159	0.0296	0.0517	0.0974	0.0155	0.1127	0.0063	0.1190	10
Assemble			1				.29	Assemble	0.0000	0.0282	0.0402	0.0684	0.0445	0.1128	0.0014	0.1143	10
SUB TOTAL: PISTON & ROD ASM									0.1572	0.1120	0.2692	0.5384	0.2220	0.7604	0.0280	0.7884	10
Housing-Transmission			1	ALUM	Purchase CST		13.35	Machine	14.6170	0.7387	4.0232	19.3789	4.4191	23.7980	0.1714	23.9694	10
Plug-Transmission			2	CRS	Round Bar		.10	Machine	0.0258	0.0464	0.1228	0.1950	0.0616	0.2566	0.0006	0.2572	10
CG-Pressure Release			1	CRS	Coil		.01	Stamping	0.0035	0.0026	0.0051	0.0112	0.0018	0.0130	0.0029	0.0159	10
Vent-Pressure Release			1	CRS	Round Bar		.04	Machine	0.0145	0.0122	0.0444	0.0711	0.0532	0.1243	0.0014	0.1257	10
Tube-Dipstick			1	CRS	Finished		.10	Purchase	0.3850	0.0000	0.0000	0.3850	0.0000	0.3850	0.0000	0.3850	
Assemble			1				13.60	Assemble	0.0000	0.1128	0.1608	0.2736	0.1780	0.4516	0.0029	0.4545	10
SUBTOTAL: FINISHING ASM TRANS									15.0458	0.9127	4.2563	20.3148	4.7137	25.0285	0.1792	25.2077	10

TRK X 1975 PINTO ITEM TRANSMISSION PPG VII	REQ'D PER VEHICLE	MATERIAL	STATE OF MATERIAL		FINISH WEIGHT	PROCESS DESCRIPTION	PER VEHICLE					TOTAL	YEARS AMORT.		
			GRADE	FORM			DIRECT MATERIAL	DIRECT LABOR	VARIABLE BURDEN	VARIABLE COST	FILED BURDEN			MFG COST	TOOLING
30--TRANSMISSION (CONTINUED)															
SUBTOTAL: DRUM ASM- INTERMEDIATE BRK															
Retainer	1	CNS	Coil		4.25	Stamping	1.1718	0.8340	1.6441	3.6499	1.6382	5.2881	0.283	5.3164	10
* Spring	10	Copper	Finished		.01	Purchase	0.0189	0.0033	0.0078	0.0300	0.0029	0.0329	0.0086	0.0415	10
Assemble	1					Assemble	0.0550	0.0000	0.0000	0.0550	0.0000	0.0550	0.0000	0.0550	
SUBTOTAL: OVERRUNNING CLUTCH															
Rose	1	Rubber	Roll		.03	Machine	0.0000	0.1128	0.1598	0.2726	0.1769	0.4495	0.0000	0.4495	10
Tape	2	Plastic	Roll			Machine	0.0739	0.1161	0.1676	0.3576	0.1798	0.5374	0.0086	0.5460	
Assemble	1					Assemble	0.0142	0.0028	0.0044	0.0214	0.0006	0.0220	0.0000	0.0220	
SUBTOTAL: VACUUM LINE ROSE ASSEMBLY															
Casting-Drum, Brake-Casting	1	Gray Iron	Pig		1.90	Cast	0.0082	0.0056	0.0088	0.0226	0.0012	0.0238	0.0000	0.0238	
Casting-Drum, Brake-Machining	1	Powdered Metal	Sintered		.75	Brigit-Size	0.6051	0.1916	0.3834	1.1801	0.6314	1.8115	0.0143	1.8259	10
Retainer-Clutch Ring	1	CNS	Round Bar		.31	Machine	0.0000	0.1971	0.6332	0.8303	0.6072	1.4375	0.0100	1.4475	10
* Spring	1	Spring Steel	Finished		.02	Purchase	0.6296	0.0479	0.1230	0.8005	0.1014	0.9019	0.0057	0.9076	10
Bearing-Roller	10	CNS	Finished		.10	Purchase	0.3126	0.0445	0.1081	0.4652	0.1251	0.5903	0.0026	0.5929	10
Assemble	1					Assemble	0.1320	0.0000	0.0000	0.1320	0.0000	0.1320	0.0000	0.1320	
SUBTOTAL: BRAKE DRUM-TRANS															
Cylinder-Casting	1	Gray Iron	Pig		4.08	Cast	0.1650	0.0000	0.0000	0.1650	0.0000	0.1650	0.0000	0.1650	
Cylinder-Machining	1				3.50	Machine	0.0000	0.0812	0.0383	0.1195	0.0423	0.1618	0.0151	0.1769	10
Assemble	1					Assemble	1.8443	0.5623	1.2860	3.6926	1.5074	5.2000	0.0488	5.2488	10
SUBTOTAL: CYLINDER ASSEMBLY- CLUTCH FRONT															
					3.50	Machine	0.7303	0.3632	0.7265	1.8200	1.2350	3.0550	0.0129	3.0679	10
						Assemble	0.0000	0.3624	1.1270	1.4894	1.1665	2.6559	0.0223	2.7682	10
						Assemble	0.0100	0.0270	0.0983	0.0753	0.0423	0.1176	0.0003	0.1179	10
						Assemble	0.7403	0.7526	1.8918	3.3847	2.4438	5.8285	0.0355	5.8640	10

* Not Estimated in Detail

TASK X ITEM	1975 PINTO TRANSMISSION	PGC VII	REC'D PER VEHICLE	MATERIAL	STATE OF MATERIAL		FINISH WEIGHT	PROCESS DESCRIPTION	PER VEHICLE					TOTAL	YEARS AMORT		
					GRADE	FORM			DIRECT MATERIAL	DIRECT LABOR	VARIABLE BURDEN	VARIABLE COST	FIXED BURDEN			MFG COST	TOOLING
30-TRANSMISSION (CONTINUED)																	
	Band		1	CRS	Coil		.30	Stamping	0.0744	0.0049	0.0100	0.0893	0.0032	0.0925	0.1082	10	
	Clip-Band End		2	CRS	Coil		.24	Stamping	0.0820	0.0212	0.0490	0.1522	0.0380	0.1902	0.1983	10	
	Lining-Band		1	Paper	Finished		.05	Purchase	0.1870	0.0000	0.0000	0.1870	0.0000	0.1870	0.1870		
	Assemble		1				.59	Assemble	0.0000	0.0486	0.0690	0.1176	0.0762	0.1938	0.1991	10	
	BAND ASM- SUBTOTAL: INTERMEDIATE SERVO								0.3434	0.0747	0.1280	0.5461	0.1174	0.6635	0.6916	10	
									0.0000	0.0000	0.0000	0.0000	0.0000	0.0000	0.0000		
	Band		1	Gray Iron	Pig		.93	Cast Machine	0.1085	0.2042	0.4843	0.6970	0.2576	0.9546	0.9715	10	
	Lining-Band		6	Asbestos	Finished		.19	Purchase	0.2640	0.0000	0.0000	0.2640	0.0000	0.2640	0.2640		
	Assemble		1	Adhesive			1.16	Assemble	0.0450	0.1177	0.1666	0.3293	0.1842	0.5135	0.5164	10	
	BAND ASSEMBLY- SUBTOTAL: REVERSE CLUTCH								0.4175	0.3219	0.5509	1.2903	0.4418	1.7321	0.7519	10	
	Support-Stator-Front Pump		1	Gray Iron	Pig		7.17	Cast Machine	1.5023	1.1269	2.3286	4.9578	2.9171	7.8749	0.0260	7.9009	10
	Gear-Driven		1	Powered Metal	Sintered		.49	Briquet- Size	0.1759	0.1064	0.2318	0.5141	0.1780	0.6921	0.0129	0.7050	10
	Gear-Drive		1	Powered Steel	Sintered		.27	Briquet- Size	0.0990	0.1254	0.2780	0.5024	0.1981	0.7005	0.0191	0.7196	10
	Bushing		1	Steel COPPER	Finished		.02	Purchase	0.1100	0.0000	0.0000	0.1100	0.0000	0.1100	0.0000	0.1100	
	Insert Pin-3/8"		1	CRS	Round Bar		.02	Machine	0.0057	0.0058	0.0164	0.0279	0.0166	0.0445	0.0003	0.0448	10
	Insert Pin-3/16"		3	CRS	Round Bar		.02	Machine	0.0045	0.0063	0.0111	0.0219	0.0054	0.0273	0.0003	0.0276	10
	Ball		4	Lead	Finished		.02	Purchase	0.0440	0.0000	0.0000	0.0440	0.0000	0.0440	0.0000	0.0440	
	Assemble		1					Assemble	0.0000	0.1974	0.2814	0.4788	0.3115	0.7903	0.0023	0.7926	10
	STATOR SUPPORT ASM- SUBTOTAL: FRONT PUMP								1.9414	1.5682	2.1473	6.6569	3.6267	10.2836	0.0639	10.3445	10
	Drum-Intermediate Brake		1	Gray Iron	Pig		4.21	Melt, Mold Machine	0.9408	0.7423	1.5112	3.1943	1.4862	4.6905	0.0197	4.7002	10
	Ball-3/16"		1	CRS	Finished		.02	Purchase	0.0110	0.0000	0.0000	0.0110	0.0000	0.0110	0.0000	0.0110	
	Bearing-Oilite		1	Steel Copper	Finished		.02	Purchase	0.2200	0.0000	0.0000	0.2200	0.0000	0.2200	0.0000	0.2200	
	Assemble		1					Assemble	0.0000	0.0917	0.1329	0.2246	0.1520	0.3766	0.0046	0.3852	10

TASK X ITEM	1975 PINTO TRANSMISSION	PPC VII	QTY PER VEHICLE	MATERIAL	STATE OF MATERIAL		FINISH WEIGHT	PROCESS DESCRIPTION	PER VEHICLE					TOTAL	YEARS AMORT.		
					GRADE	FORM			DIRECT MATERIAL	DIRECT LABOR	VARIABLE BURDEN	VARIABLE COST	FILED BURDEN			MFG COST	TOOLING
30-TRANSMISSION (CONTINUED)																	
	Housing-Extension-Casting		1	ALUM		Pigs	3.45	Melt-Cast -Clean	2.7834	0.3600	0.7200	3.8634	0.7200	4.5834	0.0086	4.5920	10
	Housing-Extension-Machine		1	Steel Copper	Finished			Machine	0.0000	0.2845	0.7695	1.0540	0.2900	1.3440	0.0249	1.3689	10
	Bushing		1		Finished			Purchase	0.1650	0.0000	0.0000	0.1650	0.0000	0.1650	0.0000	0.1650	
	Slave		1	CBS	Coil		.03	Stamping	0.0067	0.0027	0.0051	0.0145	0.0016	0.0161	0.0043	0.0204	10
	Assemble		1					Assemble	0.0000	0.0677	0.0479	0.1156	0.0529	0.1685	0.0014	0.1699	10
	SUBTOTAL: EXTENSION HOUSING																
	rod-actuating-Parking Pawl		1	HRS		Round Bar	.12	Machine	0.0178	0.1172	0.1737	0.3087	0.1446	0.4533	0.0011	0.4544	10
	End-Rod-Parking Pawl-Actuating		1	HRS		Round Bar	.06	Machine	0.0032	0.0064	0.0369	0.0465	0.0195	0.0660	0.0009	0.0669	10
	Assemble		1					Position & Weld	0.0000	0.0144	0.0390	0.0534	0.0378	0.0912	0.0043	0.0955	10
	SUBTOTAL: PARKING PAWL ACTUATING ASM																
	Lever		1	CFS		Coil	.10	Stamping	0.0723	0.0055	0.0077	0.0855	0.0019	0.0874	0.0051	0.0925	10
	Plate		1	CFS		Coil	.04	Stamping	0.0095	0.0030	0.0051	0.0176	0.0016	0.0192	0.0014	0.0206	10
	Pin,Head		3	CFS	Finished		.03	Purchase	0.0150	0.0000	0.0000	0.0150	0.0000	0.0150	0.0000	0.0150	
	Pin,Straight		2	CBS	Finished		.02	Purchase	0.0034	0.0000	0.0000	0.0034	0.0000	0.0034	0.0000	0.0034	
	Assemble		1					Assemble	0.0035	0.1042	0.1773	0.2850	0.1415	0.4265	0.0023	0.4288	10
	SUBTOTAL: LEVER ASM-MANUAL CONTROL VALVE-DEPT																
	Shaft		1	CBS		Round Bar	.08	Machine	0.0192	0.0188	0.1302	0.1682	0.0748	0.2430	0.0006	0.2436	10
	Lever		1	CBS	Coil		.04	Stamping	0.0104	0.0055	0.0138	0.0297	0.0058	0.0355	0.0026	0.0381	10
	Assemble		1					Assemble	0.0000	0.0113	0.0153	0.0266	0.0168	0.0434	0.0043	0.0477	10
	SUBTOTAL: LEVER ASM-DETENT DOWNSHIFT																
							.12		0.0296	0.0356	0.1593	0.2245	0.0974	0.3219	0.0075	0.3294	10

TASK X 1975 PINTO TRANSMISSION PIV. VII	ITEM	REQ'D PER VEHICLE	MATERIAL	STATE OF MATERIAL		FINISH WEIGHT	PROCESS DESCRIPTION	PER VEHICLE							TOTAL	YEARS AMORT
				GRADE	FORM			DIRECT MATERIAL	DIRECT LABOR	VARIABLE BURDEN	VARIABLE COST	FIXED BURDEN	MFG COST	TOOLING		
30-TRANSMISSION (CONTINUED)																
	Stud	1	CRS	Round Bar		.14	Machine	0.0644	0.0226	0.1792	0.2662	0.1464	0.4126	0.0014	0.4140	10
	Arm	1	CRS	Sheet		.10	Machine- Stamping	0.0347	0.0071	0.0152	0.0570	0.0066	0.0636	0.0034	0.0670	10
	Brushing	1	Plastic	Finished		.02	Purchase	0.0330	0.0000	0.0000	0.0330	0.0000	0.0330	0.0000	0.0330	
	O'Ring	1	Rubber	Finished		.01	Purchase	0.0165	0.0000	0.0000	0.0165	0.0000	0.0165	0.0000	0.0165	
	Assemble	1				.27	Assemble	0.0000	0.0336	0.0462	0.0798	0.0504	0.1302	0.0044	0.1346	10
	MANUAL LEVER SUBTOTAL: ASSEMBLY															
	Extent	1	CRS	Coil		.02	Stamping	0.0054	0.0021	0.0033	0.0108	0.0011	0.0119	0.0034	0.0153	10
	Praring	1	CRS	Finished			Purchase	0.0165	0.0000	0.0000	0.0165	0.0000	0.0165	0.0000	0.0165	
	Pin	1	CRS	Finished			Purchase	0.0055	0.0000	0.0000	0.0055	0.0000	0.0055	0.0000	0.0055	
	Assemble	1				.02	Assemble	0.0000	0.0069	0.0087	0.0156	0.0096	0.0252	0.0017	0.0269	10
	MANUAL VALVE SUBTOTAL: DEPTENT ASM															
	Carrier	1	ALUM	Pigs		.51	Cast-Machine	0.3619	0.1976	0.4656	1.0251	0.3689	1.3940	0.0129	1.4069	10
	Gear	3	CRS	Round Bar		.18	Machine	0.1395	0.5373	1.0743	1.7511	0.8316	2.5827	0.0000	2.5827	USE TOOLS FOR PLANITARY GEAR
	Pin	3	Alloy Steel	Round Bar		.01	Machine	0.0216	0.0501	0.1005	0.1722	0.0888	0.2610	0.0000	0.2610	
	Pin	3	Steel	Finished		.01	Purchase	0.0084	0.0000	0.0000	0.0084	0.0000	0.0084	0.0000	0.0084	
	Washer/Tag	6	CRS	Coil		.01	Stamping	0.0078	0.0132	0.0258	0.0468	0.0079	0.0546	0.0000	0.0546	USE TOOLS FOR PLANITARY GEAR
	Spacer	6	Spring Steel	Finished		.01	Purchase	0.0096	0.0000	0.0000	0.0096	0.0000	0.0096	0.0000	0.0096	
	Pearing, Needle	36	Alloy Steel	Finished		.04	Purchase	0.2196	0.0000	0.0000	0.2196	0.0000	0.2196	0.0000	0.2196	
	Assemble	1				.77	Assemble	0.0000	0.4060	0.1915	0.5975	0.2115	0.8090	0.0049	0.8139	10
	SUBTOTAL: PLANITARY ASSEMBLY															
								0.7684	1.2042	1.8577	3.8303	1.5086	5.3389	0.0178	5.3567	10

TASK X 1965 PINTO ITEM TRANSMISSION PPG VII	REQ'D PER VEHICLE	MATERIAL	STATE OF MATERIAL		FINISH WEIGHT	PROCESS DESCRIPTION	PER VEHICLE							TOTAL	YEARS AMORT
			GRADE	FORM			DIRECT MATERIAL	DIRECT LABOR	VARIABLE BURDEN	VARIABLE COST	FIXED BURDEN	MEG COST	TOOLING		
30-TRANSMISSION (CONTINUED)															
Carrier-Gear	1	ALUM	Pigs		.50	Cast-Machine	0.3690	0.2815	0.7507	1.4012	0.6111	2.0123	0.0271	2.0394	10
Gear	3	CRS	Round Bar		.20	Machine	0.1395	0.6129	0.9987	1.7511	0.8316	2.5827	0.0038	2.5865	10
Pin	3	Alloy Steel	Round Bar		.01	Machine	0.0216	0.0333	0.1173	0.1722	0.0888	0.2620	0.0016	0.2736	10
Pin	3	Alloy Steel	Finished		.01	Machine	0.0084	0.0000	0.0000	0.0084	0.0000	0.0084	0.0000	0.0084	
Washer,Tag	6	CRS	Coil		.01	Stamping	0.0078	0.0138	0.0252	0.0468	0.0078	0.0546	0.0003	0.0549	10
Spacer	6	Spring Steel	Finished		.01	Purchase	0.0096	0.0000	0.0000	0.0096	0.0000	0.0096	0.0000	0.0096	
Bearing-Needle	36	Alloy Steel	Finished		.01	Purchase	0.2196	0.0000	0.0000	0.2196	0.0000	0.2196	0.0000	0.2196	
Needle Bearing ASM	1	CRS	Finished		.03	Purchase	0.2750	0.0000	0.0000	0.2750	0.0000	0.2750	0.0000	0.2750	
Assemble	1				.78	Assemble	0.0000	0.0812	0.0383	0.1195	0.0423	0.1618	0.0043	0.1661	10
SUBTOTAL: GEAR PLANATARY FORWARD															
Bracket	1	CRS	Coil		.03	Stamping	0.0125	0.0051	0.0082	0.0258	0.0032	0.0290	0.0043	0.0333	10
Plate	1	CRS	Coil		.30	Stamping	0.0603	0.0051	0.0082	0.0736	0.0032	0.0768	0.0034	0.0802	10
Screw, Self Tapping	1	CRS	Finished		.01	Purchase	0.0017	0.0000	0.0000	0.0017	0.0000	0.0017	0.0000	0.0017	
Assemble	1				.34	Assemble	0.0000	0.0226	0.0319	0.0545	0.0346	0.0891	0.0001	0.0892	10
SUBTOTAL: SUPPORT BRACKET ASSEMBLY															
Cover,Upper	1	CRS	Coil		.16	Stamping	0.0297	0.0050	0.0087	0.0434	0.0072	0.0506	0.0043	0.0549	10
Filter	1	CRS	Coil		.14	Stamping	0.0263	0.0050	0.0087	0.0400	0.0072	0.0472	0.0046	0.0518	10
Screen	1	Mix. SCR Mesh	Coil		.01	Stamping	0.0990	0.0030	0.0058	0.1078	0.0048	0.1126	0.0034	0.1160	10
Cover,Lower	1	CRS	Coil		.19	Stamping	0.0345	0.0050	0.0087	0.0482	0.0072	0.0554	0.0051	0.0605	10
Assemble	1				.50	Assemble	0.0150	0.0188	0.0525	0.0863	0.0317	0.1180	0.0029	0.1209	10
SUBTOTAL: FILTER SCREEN-BLACK CONTROL															
SUBTOTAL: 30-TRANSMISSION															

TASK X 1965 PINTO ITEM TRANSMISSION PPG VII	REQ'D PER VEHICLE	MATERIAL	STATE OF MATERIAL		FINISH WEIGHT	PROCESS DESCRIPTION	PER VEHICLE					TOTAL YEARS AMORT.			
			GRADE	FORM			DIRECT MATERIAL	DIRECT LABOR	VARIABLE BUREN COST	FIXED BUREN COST	MFG COST		TOOLING		
30-TRANSMISSION (CONTINUED)															
Bolter,Over Pumping Clutch	12	Powdered Metal	Sintered		.21	Briquet-Sinter Size Machine	0.0888	0.8412	2.4084	3.3384	1.6080	4.9464	0.0266	4.9730	10
Strut,Intermediate Brake Band	1	Powdered Metal	Sintered		.09	Briquet-Sinter Size Machine	0.0301	0.0931	0.1919	0.3151	0.0746	0.3897	0.0234	0.4131	10
Washer,Input Shell,Thrust	1	CRS	Coil		.04	Stamping	0.0136	0.0052	0.0100	0.0288	0.0032	0.0320	0.0057	0.0377	10
Plate,Main Control Separating Reverse	1	CRS	Coil		.75	Stamping	0.1906	0.0107	0.0685	0.2698	-0.0645	0.3343	0.0114	0.3457	10
Nut W/Rubber Insert,Band Adjust	1	Steel Rubber	Finished		.03	Purchase	0.0550	0.0000	0.0000	0.0550	0.0000	0.0550	0.0000	0.0550	
Screw,Reverse Band Adjust	1	CRS	Round Bar		.11	Machine	0.0344	0.0123	0.0455	0.0922	0.0549	0.1471	0.0029	0.1500	10
Lever,Intermediate Band Servo Fast Output	1	ALUM Steel	Pigs		.07	Cast-Machine	0.0367	0.0548	0.0787	0.1702	0.0604	0.2306	0.0147	0.2453	10
Washer,Thrust,Shaft Intermediate	1	Copper Steel	Strip		.05	Stamping	0.1060	0.0051	0.0112	0.1223	0.0051	0.1274	0.0063	0.1337	10
Washer,Thrust,Brake Drum	1	Copper	Strip		.04	Stamping	0.1691	0.0050	0.0101	0.1842	0.0034	0.1876	0.0063	0.1939	10
Spring,Forward Clutch, Piston	20	Spring Steel	Finished		.08	Purchase	0.0440	0.0000	0.0000	0.0440	0.0000	0.0440	0.0000	0.0440	
Spring,Piston, Front Clutch	15	Spring Steel	Finished		.15	Purchase	0.0825	0.0000	0.0000	0.0825	0.0000	0.0825	0.0000	0.0825	
Ring,Snap-Output Shaft	1	Steel	Finished		.01	Purchase	0.0110	0.0000	0.0000	0.0110	0.0000	0.0110	0.0000	0.0110	
Clutch,Forward Disc	4	Steel Fibre	Finished		.27	Purchase	2.9480	0.0000	0.0000	2.9480	0.0000	2.9480	0.0000	2.9480	
Clutch,High-Reverse	4	Steel Fibre	Finished		.29	Purchase	3.1680	0.0000	0.0000	3.1680	0.0000	3.1680	0.0000	3.1680	
Gasket,Valve Body SEP Plate	1	Paper	Finished		.02	Purchase	0.3300	0.0000	0.0000	0.3300	0.0000	0.3300	0.0000	0.3300	
Gasket,Valve Body SEP Plate	1	Paper	Finished		.02	Purchase	0.3300	0.0000	0.0000	0.3300	0.0000	0.3300	0.0000	0.3300	
Gasket,Front Oil Pump To Case	1	Paper	Finished		.01	Purchase	0.1100	0.0000	0.0000	0.1100	0.0000	0.1100	0.0000	0.1100	
Plate,Hydraulic Pump	1	CRS	Coil		.48	Stamping	0.1270	0.0217	0.0512	0.1999	0.0271	0.2270	0.0123	0.2393	10
Hub,Output Shaft	1	Gray Iron	Pig		.37	Cast-Machine	0.1020	0.2965	0.3787	0.7772	0.3309	1.1081	0.0171	1.1252	10
Washer,Reverse Drum,Thrust	1	Steel Copper	Coil		.04	Stamping	0.0256	0.0030	0.0051	0.0337	0.0016	0.0353	0.0023	0.0376	10
Shaft,Output	1	CRS	Round Bar		4.25	Machine	1.2498	1.6553	3.3187	6.2198	3.4040	9.6238	0.0257	9.6495	10
Race,Over Run Clutch,Inner	1	CRS	Round Bar		1.08	Machine	0.5482	0.4358	0.8468	1.8308	0.9402	2.7710	0.0237	2.7947	10
Seal,Front Oil Pump	1	Rubber	Finished		.04	Purchase	0.4711	0.0000	0.0000	0.4711	0.0000	0.4711	0.0000	0.4711	
SUBTOTAL: THIS PAGE ONLY							10.2675	3.4397	7.4248	21.1320	6.5779	27.7099	0.1784	27.7099	10

TASK X 1975 PINTO TRANSMISSION PPG VII	ITEM	30-TRANSMISSION (CONTINUED)	REC'D PER VEHICLE	MATERIAL	STATE OF MATERIAL		FINISH WEIGHT	PROCESS DESCRIPTION	PER VEHICLE					TOTAL	YEARS AMORT.		
					GRADE	FORM			DIRECT MATERIAL	DIRECT LABOR	VARIABLE BUREN COST	FIXED BUREN COST	MFG COST			TOOLING	
	Valve, Kickdown		1	CRS	Round Bar		.04	Machine	0.0151	0.0471	0.1024	0.1646	0.1172	0.2818	0.0014	0.2932	10
	Insert, Valve Body		3	CRS	Coil		.02	Stamping	0.0072	0.0267	0.0660	0.0999	0.1287	0.2286	0.0010	0.2296	10
	Stop, Switching Valve 1-2 & 2-3		2	ALUM	Round Bar		.02	Machine	0.0262	0.0408	0.1184	0.1854	0.1184	0.3038	0.0007	0.3045	10
	Stop, Pressure Boost Valve		1	ALUM	Round Bar		.01	Machine	0.0156	0.0204	0.0592	0.0952	0.0592	0.1544	0.0014	0.1558	10
	Stop, Valve Body		2	ALUM	Round Bar		.01	Machine	0.0138	0.0408	0.1184	0.1730	0.1184	0.2914	0.0007	0.2921	10
	Retainer, Spring Regulator Valve		1	CRS	Coil		.01	Stamping	0.0083	0.0011	0.0029	0.0123	0.0012	0.0135	0.0029	0.0164	10
	Strut, Front & Rear Servo		3	Gray Iron	Pig		.39	Melt-Cast-- Machine	0.0597	0.4242	0.4338	0.9177	0.3336	1.2513	0.0231	1.2744	10
	Gear, Output Shaft, Parking		1	Gray Iron	Pig		3.00	Melt-Cast-- Machine	0.3180	0.7985	1.6710	2.7875	2.0017	4.7892	0.0203	4.8095	10
	Clip, Vacuum Oilpurgam		1	CRS	Strip		.06	Stamping	0.0148	0.0011	0.0027	0.0186	0.0014	0.0200	0.0094	0.0294	10
	Valve, Vacuum Trottle, Assembly		1	Steel	Finished		.31	Purchase	1.2100	0.0000	0.0000	1.2100	0.0000	1.2100	0.0000	1.2100	
	Switch, Neutral Start		1	Rubber Composite Plastic	Finished		.10	Purchase	0.5500	0.0000	0.0000	0.5500	0.0000	0.5500	0.0000	0.5500	
	Cover, Intermediate Band Servo		1	ALUM	Pigs		.14	Melt-Cast-- Machine	0.0874	0.0739	0.2613	0.4226	0.3115	0.7341	0.0066	0.7407	10
	Body, Governor		1	ALUM	Pigs		.21	Melt-Cast-- Machine	0.1339	0.1162	0.1886	0.4397	0.1847	0.6234	0.0126	0.6360	10
	Spring (Coil), Governor Valve		1	Spring Steel	Finished		.01	Purchase	0.0055	0.0000	0.0000	0.0055	0.0000	0.0055	0.0000	0.0055	
	Red, Governor		1	CRS	Round Bar		.02	Machine	0.0233	0.0241	0.0686	0.1160	0.0692	0.1852	0.0006	0.1858	10
	Valve, Governor-Primary		1	CRS	Round Bar		.03	Machine	0.0196	0.0345	0.0913	0.1454	0.0957	0.2411	0.0011	0.2422	10
	Weight, Governor		1	CRS	Round Bar		.06	Machine	0.0207	0.0345	0.0913	0.1465	0.0957	0.2422	0.0011	0.2422	10
	Weight, Governor		1	CRS	Round Bar		.15	Machine	0.0609	0.0567	0.1252	0.2428	0.1442	0.3870	0.0020	0.3990	10
	Retainer, Spring (Piston)		1	FRS	Coil		.12	Stamping	0.0261	0.0453	0.0917	0.1631	0.0291	0.1922	0.0140	0.2062	10
	Serial Tag, Identification		1	Steel	Coil		.01	Stamping	0.0034	0.0025	0.0050	0.0109	0.0016	0.0125	0.0094	0.0219	10
	Seal, Gear Output Shaft		3	Spring Steel	Coil		.05	Stamping Machine	0.4362	0.0318	0.0642	0.5222	0.0273	0.5595	0.0014	0.5609	10
	Seal, Front Clutch Cylinder		2	Spring Steel	Coil		.01	Stamping Machine	0.0658	0.0200	0.0440	0.1298	0.0182	0.1480	0.0019	0.1499	10
	Snap Ring, Servo Cover		1	Spring Steel	Coil		.01	Stamping	0.0866	0.0040	0.0081	0.0987	0.0021	0.1008	0.0011	0.1019	10
	SUBTOTAL: THIS PAGE ONLY						4.79		3.2081	1.8442	3.6141	8.6664	3.8591	12.5255	0.1127	12.6382	10

TASK X 1975 Pinto ITEM	TRANSMISSION PG VII	REQ'D PER VEHICLE	MATERIAL	STATE OF MATERIAL		FINISH WEIGHT	PROCESS DESCRIPTION	PER VEHICLE					TOTAL	YEARS AMORT.
				GRADE	FORM			DIRECT MATERIAL	DIRECT LABOR	VARIABLE BURDEN	VARIABLE COST	FIXED BURDEN		
27-TRANSMISSION (CONTINUED)														
	Seal,Servo Case To Cover	1	Rubber	Finished		.01	Purchase	0.0550	0.0000	0.0000	0.0550	0.0000	0.0550	0.0550
	Spring,Valve Body-Color Coded	15	Spring Steel	Finished		.04	Purchase	0.3300	0.0000	0.0000	0.3300	0.0000	0.3300	0.3300
	Plug	2	CRS	Finished		.04	Purchase	0.0220	0.0000	0.0000	0.0220	0.0000	0.0220	0.0220
	Bushing,Housing	1	Steel Copper	Finished		.05	Purchase	0.3850	0.0000	0.0000	0.3850	0.0000	0.3850	0.3850
	Valve,Pressure Boost 1st & 2nd	1	ALUM	Round Bar		.01	Machining	0.0257	0.1107	0.2266	0.3630	0.3001	0.6631	0.6745
	Valve,Carback Pressure Reduction	1	ALUM	Round Bar		.01	Machining	0.0272	0.1107	0.2266	0.3645	0.3001	0.6646	0.6760
	Valve,Switching 1st & 2nd	1	ALUM	Round Bar		.01	Machining	0.0345	0.1107	0.2266	0.3718	0.3001	0.6719	0.6933
	Valve,Main Regular Boost	1	ALUM	Round Bar		.01	Machining	0.0453	0.1161	0.2350	0.3964	0.3123	0.7087	0.7201
	Valve,Main Pipe Regulator	1	ALUM	Round Bar		.02	Machining	0.0494	0.1161	0.2350	0.4005	0.3123	0.7128	0.7242
	Valve,Throttle Pressure Boost High Speed Switching	1	ALUM	Round Bar		.01	Machining	0.0426	0.1161	0.2350	0.3937	0.3123	0.7060	0.7174
	Valve,Control 3rd/2nd Gear Switching CONT	1	ALUM	Round Bar		.01	Machining	0.0351	0.1161	0.2350	0.3862	0.3123	0.6985	0.7098
	Valve,Coast Down 3rd/2nd Gear	1	ALUM	Round Bar		.01	Machining	0.0376	0.1161	0.2350	0.3887	0.3123	0.7010	0.7124
	Valve,Switching 2nd/3rd Gear	1	ALUM	Round Bar		.04	Machining	0.0777	0.1219	0.2436	0.4432	0.3243	0.7675	0.7789
	Valve,2nd Gear	1	ALUM	Round Bar		.04	Machining	0.0842	0.1219	0.2436	0.4497	0.3224	0.7721	0.7835
	Valve,Slide,Manual Selector	1	ALUM	Round Bar		.07	Machining	0.1601	0.1689	0.3058	0.6348	0.3719	1.0067	1.0198
	Ball,Check Valve	5	Rubber	Finished		.01	Purchase	0.0275	0.0000	0.0000	0.0275	0.0000	0.0275	0.0275
	Pin,Valve Body	1	CRS	Wire		.01	Stamping	0.0002	0.0018	0.0036	0.0056	0.0015	0.0071	0.0092
	Pin,Valve Body	1	CRS	Round Bar		.01	Stamping	0.0007	0.0021	0.0043	0.0071	0.0019	0.0090	0.0104
	Valve,Band Release Delay	1	CRS	Round Bar		.01	Machining	0.0057	0.0471	0.1024	0.1552	0.1172	0.2724	0.2739
	Valve,Backout Control	1	CRS	Round Bar		.02	Machining	0.0076	0.0645	0.1289	0.2010	0.1225	0.3235	0.3292
	Valve,Pressure Boost-Control	1	CRS	Round Bar		.02	Machining	0.0116	0.0378	0.0886	0.1380	0.0976	0.2356	0.2370
	Insert	3	CRS	Coil		.01	Stamping	0.0036	0.0024	0.0039	0.0099	0.0012	0.0111	0.0029
	Spacer,Backout Control	1	ALUM	Round Bar		.01	Machining	0.0047	0.0181	0.0522	0.0750	0.0530	0.1280	0.1291
						.48		1.4730	1.4991	3.0317	6.0038	3.8753	9.8791	10.0212
	SUBTOTAL: THIS PAGE ONLY													

TASK X ITEM	1975 PINTO TRANSMISSION	PPG VII	REQ'D PER VEHICLE	MATERIAL	STATE OF MATERIAL		FINISH WEIGHT	PROCESS DESCRIPTION	PER VEHICLE					TOTAL	YEARS AMORT		
					GRADE	FORM			DIRECT MATERIAL	DIRECT LABOR	VARIABLE BURDEN	VARIABLE COST	FIXED BURDEN			MFG COST	TOOLING
30-TRANSMISSION (CONTINUED)																	
	Seal, Reverse Clutch Cylinder		2	Spring Steel		Coil	.03	Stamping	0.2330	0.0080	0.0162	0.2572	0.0042	0.2614	0.0026	0.2620	10
	Snap Ring, Forward Clutch		1	Spring Steel		Coil	.02	Stamping	0.1764	0.0040	0.0081	0.1985	0.0021	0.1906	0.0014	0.1920	10
	Snap Ring, Hub Output Shaft Drum Assembly,		1	Spring Steel		Coil	.03	Stamping	0.1418	0.0040	0.0081	0.1539	0.0021	0.1560	0.0011	0.1571	10
	Snap Ring, Intermediate		1	Steel		Coil	.04	Stamping	0.3877	0.0040	0.0081	0.3998	0.0021	0.4019	0.0029	0.4048	10
	Snap Ring, Front Clutch Cylinder Drum Assembly,		1	Spring Steel		Coil	.05	Stamping	0.3944	0.0040	0.0081	0.4065	0.0021	0.4086	0.0026	0.4112	10
	Snap Ring, Intermediate Brake		1	Spring Steel		Coil	.03	Stamping	0.2718	0.0040	0.0081	0.2839	0.0021	0.2860	0.0023	0.2883	10
	Piston, Forward Clutch		1	Aluminum		Pigs	.39	Melt-Cast Machine	0.2282	0.1548	0.3095	0.6925	0.4997	1.1922	0.0194	1.2116	10
	Retainer, Clutch Piston Spring		1	CRS		Coil	.07	Stamping	0.0325	0.0033	0.0082	0.0440	0.0063	0.0503	0.0126	0.0629	10
	Plate, Clutch Pressure		1	Steel		Tubing	.38	Machine	0.4874	0.2243	0.5473	1.2590	0.2594	1.5184	0.0157	1.5341	10
	Plate, Clutch Pressure External		3	Steel		Tubing	1.05	Machine	1.3806	0.6729	1.6419	3.6954	0.7809	4.4763	0.0043	4.4806	10
	High Reverse Clutch, Shell		4	CRS		Coil	.64	Stamping	0.4464	0.0504	0.1008	0.5276	0.0248	0.6221	0.0014	0.6278	10
	Forward Clutch, External Shell		3	CRS		Coil	.42	Stamping	0.3195	0.0378	0.0756	0.4329	0.0186	0.4515	0.0019	0.4524	10
	Spring, Intermediate Band Servo		1	Spring Steel		Finished	.05	Purchase Purchase Machine	0.0550	0.0000	0.0000	0.0550	0.0000	0.0550	0.0000	0.0550	10
	Valve Body		1	Aluminum		Casting	2.50	Purchase	2.8560	0.0768	0.1209	3.0537	0.1545	3.2082	0.0409	3.2491	10
	Ring, Snap		8	Spring Steel		Finished	.17	Purchase	0.3645	0.0000	0.0000	0.3645	0.0000	0.3645	0.0000	0.3645	10
	"O" Ring		9	Rubber		Finished	.03	Purchase	0.0684	0.0000	0.0000	0.0684	0.0000	0.0684	0.0000	0.0684	10
	Fasteners (Bolts-Screws)		63	CRS		Finished	2.71	Purchase	1.1934	0.0000	0.0000	1.1934	0.0000	1.1934	0.0000	1.1934	10
	Washers		12	CRS		Finished	.04	Purchase	0.0216	0.0000	0.0000	0.0216	0.0000	0.0216	0.0000	0.0216	10
	Nut		1	CRS		Finished	.03	Purchase	0.0134	0.0000	0.0000	0.0134	0.0000	0.0134	0.0000	0.0134	10
	Hose		2	Rubber		Coil	.04	Machine (Purchased)	0.0170	0.0056	0.0088	0.0314	0.0012	0.0326	0.0000	0.0326	10
	Connector, Oil Tube		3	CRS		Finished	.07	Purchase	0.0771	0.0000	0.0000	0.0771	0.0000	0.0771	0.0000	0.0771	10
	Connector, Oil Tube		1	CRS		Finished	.02	Purchase	0.0252	0.0000	0.0000	0.0252	0.0000	0.0252	0.0000	0.0252	10
	Coolant Line Assembly		1	CRS		Finished	1.00	Purchase	5.5000	0.0000	0.0000	5.5000	0.0000	5.5000	0.0000	5.5000	10
SUBTOTAL: THIS PAGE ONLY									14.6913	1.2539	2.8697	18.8149	1.7601	20.5750	0.1071	20.6821	10

TASK X 1975 PINTO ITEM	TRANSMISSION	PPG VII	VEHICLE	QTY PER VEHICLE	MATERIAL	STATE OF MATERIAL		FINISH WEIGHT	PROCESS DESCRIPTION	PER VEHICLE					TOTAL	YEARS AMORT	
						GRADE	FORM			DIRECT MATERIAL	DIRECT LABOR	VARIABLE BURDEN	FIXED BURDEN	MFG COST			TOOLING
30-TRANSMISSION (CONTINUED)																	
				1	CRS	Finished		.33	Purchase	1.4401	0.0000	0.0000	1.4401	0.0000	1.4401	1.4401	
*				1	Steel Copper	Finished		.10	Purchase	0.5407	0.0000	0.0000	0.5407	0.0000	0.5407	0.5407	
				1	Rubber	Finished		.32	Purchase	0.2750	0.0000	0.0000	0.2750	0.0000	0.2750	0.2750	
*				1	Steel Copper Plastic	Finished		.10	Purchase	0.3300	0.0000	0.0000	0.3300	0.0000	0.3300	0.3300	
				1	Rubber	Finished		.01	Purchase	0.0355	0.0000	0.0000	0.0355	0.0000	0.0355	0.0355	
				1	Rubber	Finished		.01	Purchase	0.0851	0.0000	0.0000	0.0851	0.0000	0.0851	0.0851	
				1	Rubber	Finished		.01	Purchase	0.1089	0.0000	0.0000	0.1089	0.0000	0.1089	0.1089	
				1	Rubber	Finished		.01	Purchase	0.0948	0.0000	0.0000	0.0948	0.0000	0.0948	0.0948	
				1	Steel Copper	Coil		.08	Stamping	0.0588	0.0039	0.0051	0.0678	0.0016	0.0694	0.0720	10
				2	Steel Copper	Coil		.10	Stamping	0.0386	0.0088	0.0138	0.0612	0.0040	0.0652	0.0669	10
				1	CRS	Coil		.01	Stamping	0.0034	0.0030	0.0058	0.0122	0.0048	0.0170	0.0199	10
				1	Steel Copper	Coil		.02	Stamping	0.0129	0.0044	0.0069	0.0242	0.0020	0.0262	0.0288	10
				1	CRS	Coil		2.45	Stamping	0.6224	0.0057	0.0414	0.6695	0.0199	0.6894	0.7065	10
				1	Gasket	Sheet		.02	Stamping	0.0182	0.0027	0.0050	0.0259	0.0016	0.0275	0.0297	10
				1	CRS	Round Bar		1.04	Machine	0.2114	0.1044	0.2729	0.5887	0.1416	0.7303	0.7340	10
				1	Rubber	Sheet		.01	Stamping	0.0023	0.0007	0.0015	0.0045	0.0011	0.0056	0.0067	10
				13	CRS	Finished		.39	Purchase	0.0819	0.0000	0.0000	0.0819	0.0000	0.0819	0.0819	
				1	Steel	Finished		.02	Purchase	0.0330	0.0000	0.0000	0.0330	0.0000	0.0330	0.0330	
				1	Copper	Coil		.01	Stamping	0.0080	0.0058	0.0126	0.0264	0.0062	0.0326	0.0357	10
				1	FRS	Finished		.02	Purchase	0.0039	0.0000	0.0000	0.0039	0.0000	0.0039	0.0039	
				1	Steel	Finished		.03	Purchase	0.0275	0.0000	0.0000	0.0275	0.0000	0.0275	0.0275	
				1	Aluminum	Pigs		.33	Cast-Machine	0.2754	0.0762	0.1515	0.5032	0.1547	0.6579	0.6579	10
				1	FRS	Round Bar		.09	Machine	0.0551	0.0920	0.1141	0.4612	0.2242	0.6354	0.6360	10
SUBTOTAL: THIS PAGE ONLY										4.3629	0.3077	0.8306	5.5012	0.5712	6.0724	6.1127	10

* Estimated In Detail

TASK X 1975 FINFO TRANSMISSION	ITEM	PPG VII	REQ O PER VEHICLE	MATERIAL	STATE OF MATERIAL		FINISH WEIGHT	PROCESS DESCRIPTION	PER VEHICLE						TOTAL	YEARS AMORT	
					GRADE	FORM			DIRECT MATERIAL	DIRECT LABOR	VARIABLE BURDEN COST	FIRED BURDEN	MFG COST	TOOLING			
30-TRANSMISSION (CONTINUED)																	
			1	HRS	Strip		.53	Stamping	0.1000	0.0051	0.0090	0.1141	0.0069	0.1210	0.0034	0.1244	10
			2	Spring Steel	Finished		.02	Purchase	0.0440	0.0000	0.0000	0.0440	0.0000	0.0440	0.0000	0.0440	
			1	Steel	Finished		.03	Purchase	0.0330	0.0000	0.0000	0.0330	0.0000	0.0330	0.0000	0.0330	
			1	CRS	Finished		.01	Purchase	0.0023	0.0000	0.0000	0.0023	0.0000	0.0023	0.0000	0.0023	
			1	Gasket WATL	Sheet		.01	Stamping	0.0079	0.0013	0.0017	0.0109	0.0005	0.0114	0.0009	0.0123	10
			1	Spring Steel	Finished		.11	Purchase	0.0660	0.0000	0.0000	0.0660	0.0000	0.0660	0.0000	0.0660	
			1	Gasket WATL	Sheet		.01	Stamping	0.0190	0.0027	0.0050	0.0186	0.0016	0.0202	0.0004	0.0206	10
			1	Powdered Metal	Sintered		.12	Mold Machine	0.1125	0.0473	0.1042	0.2640	0.0806	0.3446	0.0140	0.3586	10
			1	Spring Steel	Wire		.01	Machine	0.0009	0.0030	0.0072	0.0111	0.0059	0.0170	0.0001	0.0171	10
			1	CRS	Finished		.04	Purchase	0.0385	0.0000	0.0000	0.0385	0.0000	0.0385	0.0000	0.0385	
			1	CRS	Coil		1.55	Stamping	0.6005	0.0046	0.0230	0.6281	0.0224	0.6505	0.0071	0.6576	10
			1	CRS	Round Bar		.01	Machine	0.0038	0.0072	0.0607	0.0717	0.0340	0.1057	0.0006	0.1063	10
			1	4140 CRS	Billet		.42	Forge-Machine	0.2690	0.2175	0.5731	1.0596	0.6416	1.7012	0.0383	1.7395	10
			1	Steel	Tubing		.85	Machine	0.0531	0.0774	0.2418	0.3723	0.2296	0.6019	0.0043	0.6062	10
			1	Steel	Tubing		.87	Machine	0.0683	0.1391	0.4165	0.6239	0.3766	1.0005	0.0061	1.0066	10
			1	Steel Copper	Finished		.06	Purchase	0.1145	0.0000	0.0000	0.1145	0.0000	0.1145	0.0000	0.1145	
			1	Steel Plastic	Finished		.10	Purchase	0.4600	0.0000	0.0000	0.4600	0.0000	0.4600	0.0000	0.4600	
			1	CRS	Finished		.01	Purchase	0.0013	0.0000	0.0000	0.0013	0.0000	0.0013	0.0000	0.0013	
			1	CRS	Finished		.01	Purchase	0.0014	0.0000	0.0000	0.0014	0.0000	0.0014	0.0000	0.0014	
			1	CRS	Finished		.03	Purchase	0.0128	0.0000	0.0000	0.0128	0.0000	0.0128	0.0000	0.0128	
			1	Steel Copper Steel	Finished		.02	Purchase	0.2558	0.0000	0.0000	0.2558	0.0000	0.2558	0.0000	0.2558	
			1	Copper	Finished		.05	Purchase	0.4159	0.0000	0.0000	0.4159	0.0000	0.4159	0.0000	0.4159	
			1	CRS	Finished		.05	Purchase	0.0521	0.0000	0.0000	0.0521	0.0000	0.0521	0.0000	0.0521	
SUBTOTAL: THIS PAGE ONLY																	
							4.92		2.7245	0.5052	1.4422	4.6719	1.3997	6.0716	0.0752	6.1469	10

TASK X 1975 PINTO ITEM TRANSMISSION PPG VII	REQ'D PER VEHICLE	MATERIAL	STATE OF MATERIAL		FINISH WEIGHT	PROCESS DESCRIPTION	PER VEHICLE						TOTAL	YEARS AMORT	
			GRADE	FORM			DIRECT MATERIAL	DIRECT LABOR	VARIABLE BURDEN	VARIABLE COST	FIXED BURDEN	MFG COST			TOOLING
30-TRANSMISSION (CONTINUED)															
Ring	1	Steel Rubber	Finished			Purchase	0.0220	0.0000	0.0000	0.0220	0.0000	0.0220	0.0000	0.0220	
Washer, Thrust	1	Steel Copper	Finished		.04	Purchase	0.1100	0.0000	0.0000	0.1100	0.0000	0.1100	0.0000	0.1100	
Spacer	1	Nylon Plastic	Finished		.01	Purchase	0.0068	0.0000	0.0000	0.0068	0.0000	0.0068	0.0000	0.0068	
Spacer	1	CRS	Finished		.08	Purchase	0.1804	0.0000	0.0000	0.1804	0.0000	0.1804	0.0000	0.1804	
Assemble-Check-Tryout	1					Assemble	0.0000	1.3536	1.9092	3.2628	2.1127	5.3755	0.0714	5.4469	10
SUBTOTAL: THIS PAGE ONLY															
					.14		0.3192	1.3536	1.9092	3.5820	2.1127	5.6947	0.0714	5.7661	10

ITEM	TASK X 1976 PARTIT/SUMMARY	REQ'D PER VEHICLE	MATERIAL	STATE OF MATERIAL		FINISH WEIGHT	PROCESS DESCRIPTION	PER VEHICLE							TOTAL	YEARS AMORT.	
				GRADE	FORM			DIRECT MATERIAL	DIRECT LABOR	VARIABLE BURDEN	VARIABLE COST	FIXED BURDEN	MFG COST	TOOLING			
30-ENGINE																	
	Engine Block Assembly					83.70											
	Crankshaft					31.59											
	Guide Ring					.79											
	Piston					4.89											
	Connecting Rod					5.90											
	Bearing					1.01											
	Flywheel					15.31											
	Cylinder Head					19.94											
	Valve-Intake					.57											
	Valve-Exhaust					.56											
	Cylinder Head Assembly					11.14											
	Cylinder Head Cover					1.83											
	Oil Pan					4.99											
	Intake-Manifold					4.09											
	Exhaust-Manifold					13.27											
	Fuel Pump-Assembly					1.04											
	Water Pump-Assembly					5.19											
	Oil Pump-Assembly					4.81											
	Shaft Intermediate					3.41											
	Sensors					.12											
	Clutch					8.90											
	Misc. Engine Parts					1.10											
	TOTAL					224.06											

ITEM	TRUCK X 1976 PABBIT ENGINE	QTY X PER VEHICLE	MATERIAL	STATE OF MATERIAL		FINISH WEIGHT	PROCESS DESCRIPTION	PER VEHICLE				TOTAL	YEARS AMORT.			
				GRADE	FORM			DIRECT MATERIAL	DIRECT LABOR	VARIABLE BURDEN	VARIABLE COST			FIXED BURDEN	MEG COST	TOOLING
30-ENGINE TOTALS																
						224.06		84.0182	36.5167	175.5757	196.1106	91.722287	8328	2.0232	89.8830	10
	Engine Block Assembly	1	Various	Finished Machined	Assembly &			0.0000	8.4600	11.9625	20.4225	13.2375	33.6600	0.0571	33.7171	10
	Cylinder Block Assemble Machine	1	Gray Iron	Semi-Finished	Machined			0.0000	0.8496	3.1860	4.0356	4.9701	9.0057	0.0286	9.0343	10
	Cylinder Block Casting	1	Gray Iron	Block & Bearings	Transfer Line			7.0290	4.1670	9.2340	20.8800	13.9200	34.8000	0.2571	35.0571	10
	Cylinder Block Machining	1	C. I.	Pig Iron	Foundry			0.0000	0.7552	2.8320	3.5872	4.4179	8.0051	0.0286	8.0337	10
	Main Bearing Cap Casting	5	Gray Iron	Cast Iron	Machined			1.1550	0.0000	1.1550	1.1550	1.1550	1.1550	0.0000	1.1550	
	Main Bearing Cap Machining	5	Gray Iron	Casting	Transfer Line			0.0000	0.1920	0.7330	0.9250	1.3635	2.2885	0.0143	2.3028	10
	Guard-Front & Rear Axle	1	Rubber		Brouch/Drilled			0.0220	0.0000	0.0220	0.0220	0.0220	0.0220	0.0000	0.0220	
	Sealing Flange	1	Aluminum	Ingot	Foundry Sand-			0.2424	0.0904	0.2497	0.5825	0.2091	0.7916	0.0229	0.8145	10
	Sealing Flange	1	Aluminum	Die Cast	Foundry Sand-			0.3151	0.1134	0.2267	0.6552	0.2091	0.8643	0.0229	0.8872	10
	Seal	1	Rubber		Machined			0.1760	0.0000	0.1760	0.1760	0.1760	0.1760	0.0000	0.1760	
	Sleeve	2	STL		Purchased			0.1100	0.0000	0.1100	0.1100	0.1100	0.1100	0.0000	0.1100	
	Pin	4	STL		Purchased			0.1320	0.0000	0.1320	0.1320	0.1320	0.1320	0.0000	0.1320	
	Cover Plate	1	STL	Stl Strip	Stamped Stake			0.2252	0.0991	0.3113	0.6356	0.2680	0.9036	0.0214	0.9250	10
	Cover Plate Shield	1	STL	Coil Stock	Not Plated			0.0093	0.0086	0.0173	0.0352	0.0060	0.0412	0.0029	0.0441	10
	Cap	4	STL	Coil Stock	Stamped Plated			0.0440	0.0000	0.0440	0.0440	0.0440	0.0440	0.0000	0.0440	
	Seal	1	Rubber & Steel		Purchased			0.3410	0.0000	0.3410	0.3410	0.3410	0.3410	0.0000	0.3410	
	Gasket	2	Paper		Purchased			0.2420	0.0000	0.2420	0.2420	0.2420	0.2420	0.0000	0.2420	
	Bolts/nuts		STL		Purchased			1.7600	0.0000	1.7600	1.7600	1.7600	1.7600	0.0000	1.7600	
SUBTOTALS: ENGINE ASSEMBLY																
						83.70		11.8030	15.1853	28.7525	55.7408	38.6012	94.3420	0.4558	94.7978	10
	Crankshaft Casting	1	Gray Iron	Pig Iron	Foundry			2.9896	2.5372	1.5994	7.1262	1.8330	8.9592	0.0714	9.0306	10
	Crankshaft Machining	1	C. I.	C. I. Casting	Machined			0.0000	5.7542	11.5085	17.2627	21.5233	36.7866	0.1029	36.8895	10
	Wax/Inert	1	STL	Pellet	Purchased			0.0550	0.0000	0.0550	0.0550	0.0550	0.0550	0.0000	0.0550	
	Stroke-Crankshaft	1	Center Metal	Briguet Metal	weld & Machined			0.2082	0.0664	0.1660	0.4406	0.0987	0.5393	0.0200	0.5593	10
	Assemble-Crankshaft	1		Finished Machine Components	Asse-ble			0.0000	0.0564	0.0794	0.1358	0.0938	0.2257	0.0014	0.2271	10

TASK X ITEM	1976 BARBIT ENGINE	KOD PER VEHICLE	MATERIAL	STATE OF MATERIAL		FINISH WEIGHT	PROCESS DESCRIPTION	DIRECT MATERIAL	DIRECT LABOR	VARIABLE BURDEN COST	FIXED BURDEN	MFG COST	TOOLING	TOTAL	YEARS AMORT.	
				GRADE	FORM											
30-ENGINE	(CONTINUED)															
	SUM-TOTALS: CRANKSHAFT ASSY.							3.2528	8.4142	13.3533	25.0203	23.5455	0.1957	48.7615	10	
	Guide Ring	1	STL Cst9	Pig Iron		.66	Foundry Machined	0.3030	0.4064	0.9129	1.6223	0.8623	2.4846	0.0271	2.5117	10
	Seal-Guide Ring	1	STL			.05	Purchased	0.0770	0.0000	0.0000	0.0770	0.0000	0.0770	0.0000	0.0770	
	*Ø Ring-Guide Ring	1	Rubber			.02	Purchased	0.0165	0.0000	0.0000	0.0165	0.0000	0.0165	0.0000	0.0165	
	Fasteners-Guide Ring	2	STL			.06	Purchased	0.0540	0.0000	0.0000	0.0540	0.0000	0.0540	0.0000	0.0540	
	SUBTOTAL: GUIDE RING					.79		0.4505	0.4064	0.9129	1.7698	0.8623	2.6321	0.0271	2.6592	10
	Piston	4	Alum Die Cast	Alum Ingot		3.66	Foundry Perchment Machined	1.9392	0.6608	1.6964	4.2964	1.5808	5.8772	0.0400	5.9172	10
	Pin, Piston	4	STL			.88	Purchased	1.4080	0.0000	0.0000	1.4080	0.0000	1.4080	0.0000	1.4080	
	Ring-Piston (Set of 3)	4	STL			.34	Purchased	1.3200	0.0000	0.0000	1.3200	0.0000	1.3200	0.0000	1.3200	
	Lock Ring	8	STL			.01	Purchased	0.0440	0.0000	0.0000	0.0440	0.0000	0.0440	0.0000	0.0440	
	SUBTOTAL: PISTON					4.89		4.7112	0.6608	1.6964	7.0684	0.0000	1.5808	8.6492	8.6892	10
	Connecting Rod	4	Forging STL	Forging Bar Stock		5.09	Forged Heat Treated Machine	1.3736	2.2360	5.4704	9.0800	3.5592	12.6392	0.0534	12.6926	10
	Bushing-Connecting Rod	4	Brnze & STL			.19	Purchased	1.0120	0.0000	0.0000	1.0120	0.0000	1.0120	0.0000	1.0120	10
	Fasteners-Connecting Rod	8	STL			.62	Purchased	0.1980	0.0000	0.0000	0.1980	0.0000	0.1980	0.0000	0.1980	
	SUBTOTAL: CONNECTING ROD					5.90		2.5836	2.2360	5.4704	10.2900	3.5592	13.8492	0.0534	13.9026	10
	Bearing Shell-Main	4 Set	Various			.50	Purchased	2.0460	0.0000	0.0000	2.0460	0.0000	2.0460	0.0000	2.0460	
	Bearing Shell-Thrust	1 Set	STL			.21	Purchased	0.5720	0.0000	0.0000	0.5720	0.0000	0.5720	0.0000	0.5720	
	Bearing Shell-Conn Rod	4 Set	STL			.30	Purchased	1.3200	0.0000	0.0000	1.3200	0.0000	1.3200	0.0000	1.3200	
	SUBTOTAL: BEARING SHELL					1.01		3.9380	0.0000	0.0000	3.9380	0.0000	3.9380	0.0000	3.9380	

TASK X ITEM	1976 RABBIT ENGINE 30-ENGINE (CONTINUOUS)	REQ'D PER VEHICLE	MATERIAL	STATE OF MATERIAL		FINISH WEIGHT	PROCESS DESCRIPTION	PER VEHICLE				TOTAL	YEARS AMORT.			
				GRADE	FORM			DIRECT MATERIAL	DIRECT LABOR	VARIABLE BURDEN	FIXED BURDEN			MFG COST	TOOLING	
																PER VEHICLE
	Flywheel	1	Grey Iron	Pig Iron		13.73	Foundry Sand Casting machined	1.6665	0.7920	1.4873	3.9458	1.5864	5.5322	0.0486	5.5808	10
	Ring Gear-Flywheel	1	STL	HR/P&O Bar Col		.80	Shop Machined & Harden	0.3030	0.1743	0.7431	1.2204	0.6890	1.9094	0.0200	1.9294	10
	Retaining Pin	2	STL			.02	Purchased	0.0660	0.0000	0.0000	0.0660	0.0000	0.0660	0.0000	0.0660	
	Fastener		STL			.76	Purchased	0.3040	0.0000	0.0000	0.3040	0.0000	0.3040	0.0000	0.3040	
	Assembly Flywheel	1		Finished Machined Components			Assemble & Mach & Balanced	0.0000	0.1721	0.3582	0.5303	0.1777	0.7080	0.0086	0.7166	10
	SUBTOTAL: FLYWHEEL					15.31		2.3395	1.1384	2.5886	6.0665	2.4531	8.5196	0.0772	8.5968	10
	Cylinder Head-Casting	1	Alum	Alum			Foundry Ole Cast	9.6960	0.7371	1.7106	12.1437	2.6675	14.8112	0.0714	14.8826	10
	Cylinder Head-Machining	1	Alum	Alum Ole Cast		17.50	Machined Transfer Line	0.0000	0.1414	0.5769	0.7183	0.8823	1.6006	0.6571	1.6577	10
	Fastener-Cylinder Head		STL			1.73	Purchased	0.6930	0.0000	0.0000	0.6930	0.0000	0.6930	0.0000	0.6930	
	Gasket-Cylinder Head	1	Abestos STL			.26	Purchased	0.3300	0.0000	0.0000	0.3300	0.0000	0.3300	0.0000	0.3300	
	Inserts-Valve Seat	8	STL			.15	Purchased	1.4080	0.0000	0.0000	1.4080	0.0000	1.4080	0.0000	1.4080	
	Guides-Valve	8	Brass	Brass Round Rod Stock		.30	Vise Mach Bone L.H. & Details	0.7832	0.2576	0.9840	2.0248	0.6384	2.6632	0.0037	2.6669	10
	Assembly-Cylinder Head	1		Finished Mach Components			Asm of Components	0.0000	0.5076	0.1196	0.6272	0.1324	0.7596	0.0143	0.7739	10
	SUBTOTAL: CYLINDER HEAD					19.94		12.9102	1.6437	3.3911	17.9450	4.3206	22.2656	0.1465	22.4121	10
	Valve-Intake Head	4	STL	HRS Round Bar Stock			Sheared Hot Extruded	0.1776	0.0568	0.2016	0.4360	0.1404	0.5764	0.0143	0.5907	10
	Valve-Intake Stem	4	STL	CRS Round Bar Stock			Machined	0.0724	0.0380	0.2176	0.3280	0.2328	0.5608	0.0286	0.5694	10
	Assembly-Intake Valve	4		Finished Mach Components		.57	Fusion Weld In-Cylinder Head	0.0000	0.1288	0.3540	0.4824	0.2172	0.6996	0.0157	0.7153	10
	SUBTOTAL: INTAKE VALVE					.57		0.2500	0.2232	0.7732	1.2464	0.5904	1.8368	0.0386	1.8754	10
	Valve-Exhaust Head	4	STL	HRS Round Bar Stock			Sheared Hot Extruded	0.3352	0.0812	0.2844	0.7008	0.1900	0.8908	0.0143	0.9051	10
	Valve-Exhaust Stem	4	STL	HRS Round Bar Stock			Machined	0.0724	0.0380	0.2176	0.3280	0.2336	0.5616	0.0286	0.5702	10
	Assembly-Exhaust Valve	4		Finished Mach Components		.56	Fusion Weld In-Cylinder Head	0.0000	0.1284	0.3536	0.4820	0.2176	0.6936	0.0157	0.7153	10
	SUBTOTAL: EXHAUST VALVE					.56		0.4076	0.2476	0.8556	1.5108	0.6412	2.1520	0.0386	2.1906	10

TASK X ITEM	30-ENGINE (CONTINUED)	REQ'D PER VEHICLE	MATERIAL	STATE OF MATERIAL		FINISH WEIGHT	PROCESS DESCRIPTION	PER VEHICLE				TOTAL	YEARS AMORT.			
				GRADE	FORM			DIRECT MATERIAL	DIRECT LABOR	VARIABLE BURDEN	VARIABLE COST			FILED BURDEN	MFG COST	TOOLING
	Camshaft-Casting	1	Gray Iron		Pig Iron		Foundry Sand Casting	0.4848	0.2787	0.9292	1.6927	0.8685	2.5612	0.0429	2.6041	10
	Camshaft-Mechining	1	C.I. CST ALUM BROW Cast		Casting ALUM Ingot	5.20	Mech Tr fer Lane Foundry & Machined	0.0000	0.5980	3.0576	3.6456	4.6275	8.2731	0.0766	8.3517	10
	Bearing-Camshaft	5				.54		0.3015	0.1485	0.4110	0.8610	0.3375	1.1985	0.0257	1.2242	10
	Seal-Camshaft	1	Rubber			.01	Purchased	0.1980	0.0000	0.0000	0.1980	0.0000	0.1980	0.0000	0.1980	
	Seal-Camshaft Bearing	1	Rubber			.01	Purchased	0.0110	0.0000	0.0000	0.0110	0.0000	0.0110	0.0000	0.0110	
	Gear-Camshaft	1	Centered Metal		Pellet Powered Metal	1.50	Die CST Sizing Broaching	0.4999	0.0473	0.1235	0.6707	0.0655	0.7362	0.0157	0.7519	10
	Cam Follower	8	STL		C.R. Round Bar Stock	.86	Gold Headed & Machined	0.4040	0.6664	2.1856	3.2560	1.6096	4.8656	0.0371	4.9027	10
	Cover-Belt	1	ST		CRS Sheet Coil Stock	.99	STMP TRFER Dies ASM & Paint	0.4893	0.0116	0.1718	0.7627	0.1663	0.9290	0.0357	0.9647	10
	Belt	1	Rubber			.21	Purchased	0.4400	0.0000	0.0000	0.4400	0.0000	0.4400	0.0000	0.4400	
	Key-Woodruff	1	STL			.01	Purchased	0.0330	0.0000	0.0000	0.0330	0.0000	0.0330	0.0000	0.0330	
	Cotter-Split	16	STL			.03		0.8000	0.0000	0.0000	0.8000	0.0000	0.8000	0.0000	0.8000	
	Seal-Valve Stem	8	Rubber & STL			.03	Purchased	0.8800	0.0000	0.0000	0.8800	0.0000	0.8800	0.0000	0.8800	
	Spring-Valve Inner	8	STL			.25	Purchased	0.4400	0.0000	0.0000	0.4400	0.0000	0.4400	0.0000	0.4400	
	Spring-Valve Outer	8	STL			.59	Purchased	0.8360	0.0000	0.0000	0.8360	0.0000	0.8360	0.0000	0.8360	
	Shim	8	STL		CRS Strip Coil Stock	.38	STMP Heat Treat Grind-Flat	0.1552	0.2168	0.5184	0.8904	0.2096	1.1000	0.0071	1.1071	10
	Spring Seat-Lower	8	STL		CRS Strip Coil Stock	.13	STMP Progressive Die	0.0312	0.0328	0.0664	0.1304	0.0208	0.1512	0.0086	0.1598	10
	Spring Seat-Upper	8	STL		CRS Round Bar Stock	.14	Machined Auto SCR Mech	0.0408	0.0744	0.5296	0.6448	0.6280	1.2778	0.0029	1.2757	10
	Casket-Half Round	1	Rubber			.01	Purchased	0.0550	0.0000	0.0000	0.0550	0.0000	0.0550	0.0000	0.0550	
	Fasteners		STL			.25	Purchased	0.1100	0.0000	0.0000	0.1100	0.0000	0.1100	0.0000	0.1100	
	SUBTOTALS: CYLINDER HEAD ASSEMBLY					11.14		6.2097	2.1545	7.9931	16.3573	8.5333	24.8906	0.2543	25.1449	10
	Cover-Cylinder Head	1	STL		CRS Strip Coil Stock	1.31	STMP Transfer Press	0.2878	0.0068	0.0232	0.3178	0.0225	0.3403	0.0429	0.3832	10
	Baffle-Head Cover	1	STL		CRS Strip Coil Stock	.11	STMP Progressive Die	0.0378	0.0068	0.0133	0.0579	0.0042	0.0621	0.0043	0.0664	10
	Screen-Head Cover	6	STL		C.R. Forward STL Coil Stock	.05	Stamping Blank	0.0546	0.0246	0.0498	0.1290	0.0156	0.1446	0.0014	0.1460	10
	Tube-Head Cover	1	STL Tubing			.02	Purchased	0.0350	0.0000	0.0000	0.0350	0.0000	0.0350	0.0000	0.0350	

ITEM	TASK X 1976 Rabbit Engine	REQ'D PER VEHICLE	MATERIAL	STATE OF MATERIAL		FINISH WEIGHT	PROCESS DESCRIPTION	PER VEHICLE					TOTAL			
				GRADE	FORM			DIRECT MATERIAL	DIRECT LABOR	VARIABLE BURDEN	FIXED BURDEN	MFG COST		TOOLING	YEARS AMORT	
30-ENGINE (CONTINUED)																
2	Retainer Bar-Head Cover		STL	CRS Bar Stock		.22	Stamping & Paint	0.0880	0.0246	0.0412	0.1538	0.0258	0.1796	0.0057	0.1953	10
	Fasteners-Head Cover		STL			.01	Purchased	0.0400	0.0000	0.0000	0.0400	0.0000	0.0400	0.0000	0.0400	10
1	Cap-Oil Filler		Rubber STL			.14	Purchased	0.2300	0.0000	0.0000	0.2300	0.0000	0.2300	0.0000	0.2300	
1	Plug-Head Cover		Plastic			.01	Purchased	0.0030	0.0000	0.0000	0.0030	0.0000	0.0030	0.0000	0.0030	
1	Gasket-Head Cover		Cork			.01	Purchased	0.1000	0.0000	0.0000	0.1000	0.0000	0.1000	0.0000	0.1000	
1	Assembly-Cylinder Head Cover		Various	FIN Machined Componente			Assemble & Paint	0.0500	0.0187	0.0489	0.1176	0.0447	0.1623	0.0085	0.1708	10
	SUBTOTAL: CYLINDER HEAD CVR					1.83		0.9262	0.0815	0.1764	1.1841	0.1128	1.2969	0.0628	0.3597	10
1	Oil Pan		STL	CRS Sheet Coil Stock		4.40	Stamping & Projection Weld	0.9001	0.1657	0.6596	1.7254	0.5331	2.2585	0.0472	2.3057	10
1	Gasket-Oil Pan		Paper & Cork			.10	Purchased	0.2530	0.0000	0.0000	0.2530	0.0000	0.2530	0.0000	0.2530	
1	Plug-Oil Pan w/Seal		STL & Copper			.06	Purchased	0.0440	0.0000	0.0000	0.0440	0.0000	0.0440	0.0000	0.0440	
1	Dip Stick-Oil		STL			.15	Purchased	0.2200	0.0000	0.0000	0.2200	0.0000	0.2200	0.0000	0.2200	
	Fasteners-Oil Pan		STL			.28	Purchased	0.1200	0.0000	0.0000	0.1200	0.0000	0.1200	0.0000	0.1200	
	SUBTOTAL: OIL PAN					4.99		1.5371	0.1657	0.6596	2.3624	0.5331	2.8955	0.0472	2.9427	10
1	Casting-Intake Manifold		ALUM	ALUM Ingot			Foundry Die Casting	2.1185	0.2185	0.4370	2.7740	0.7429	3.5169	0.0171	3.5340	10
1	Intake Manifold-Machining		ALUM Casting	ALUM Die Casting		3.97	Machined	0.0000	0.2115	0.4660	0.6795	0.3032	0.9827	0.0171	0.9998	10
1	Gasket-Intake Manifold		Paper			.01	Purchased	0.0555	0.0000	0.0000	0.0555	0.0000	0.0555	0.0000	0.0555	
1	Bracket-Intake to Exhaust		STL	CRS Strip Coil Stock		.03	Stamping & Plating	0.0076	0.0086	0.0173	0.0335	0.0060	0.0395	0.0014	0.0409	10
2	Fastener-Bracket		STL			.08	Purchased	0.0704	0.0000	0.0000	0.0704	0.0000	0.0704	0.0000	0.0704	
	SUBTOTAL: INTAKE MANIFOLD					4.09		2.2520	0.4386	0.9223	3.6129	1.0521	4.6650	0.0356	4.7006	10
1	Casting-Exhaust Manifold		Gray Iron	Pig Iron			Foundry Sand Casting	1.0100	0.6633	1.3267	3.000	2.000	5.000	0.0143	5.0143	10
1	Exhaust Manifold-Machining		C.I. Casting	C.I. Casting		11.80	Machined & Drill/TAP	0.0000	0.1876	0.3815	0.5691	0.2052	0.7743	0.0100	0.7843	10
4	Gasket-Exhaust Manifold		Asbestos & STL			.06	Purchased	0.2200	0.0000	0.0000	0.2200	0.0000	0.3300	0.0000	0.7200	

TASK X 197C PARRIT ENGINE	REQ'D PER VEHICLE	MATERIAL	STATE OF MATERIAL		FINISH WEIGHT	PROCESS DESCRIPTION	PER VEHICLE						TOTAL	YEARS AMORT.	
			GRADE	FORM			DIRECT MATERIAL	DIRECT LABOR	VARIABLE BURDEN	FIXED BURDEN	WFG COST	TOOLING			
															VARIABLE COST
30-ENGINE (CONTINUED)															
Deflector - Warm Air	1	STL	CRS Strip Coil Stock		1.11	Stamping Assemble & Dip Paint	0.2696	0.0991	0.2142	0.5829	0.0716	0.6545	0.0200	0.6745	10
Fasteners		STL			.30	Purchased	0.1320	0.0000	0.0000	0.1320	0.0000	0.1320	0.0000	0.1320	
Subtotal: Exhaust Manifold					13.27		1.6316	0.9500	1.9224	4.5040	2.2768	6.7808	0.0443	6.8251	10
* Assembly - Fuel Pump	1	Alum & Stl Paper & Plastic			.88	Purchased	2.3185	0.0000	0.0000	2.3185	0.0000	2.3185	0.0000	2.3185	
Fuel Filter	1				.03	Purchased	0.1870	0.0000	0.0000	0.1870	0.0000	0.1870	0.0000	0.1870	
Spacer - Fuel Pump	1				.05	Purchased	0.0770	0.0000	0.0000	0.0770	0.0000	0.0770	0.0000	0.0770	
Gasket	1				.01	Purchased	0.0220	0.0000	0.0000	0.0220	0.0000	0.0220	0.0000	0.0220	
Fasteners		Stl			.07	Purchased	0.0633	0.0000	0.0000	0.0633	0.0000	0.0633	0.0000	0.0633	
Subtotal: Fuel Pump					1.04		2.6678	0.0000	0.0000	2.6678	0.0000	2.6678	0.0000	2.6678	
Assembly - Water Pump	1	Alum & Stl			4.46	Purchased	11.2335	0.0000	0.0000	11.2335	0.0000	11.2335	0.0000	11.2335	
Fasteners		Stl			.60	Purchased	0.2640	0.0000	0.0000	0.2640	0.0000	0.2640	0.0000	0.2640	
Thermostat	1	Stl			.13	Purchased	0.4620	0.0000	0.0000	0.4620	0.0000	0.4620	0.0000	0.4620	
Subtotal: Water Pump					5.19		11.9595	0.0000	0.0000	11.9595	0.0000	11.9595	0.0000	11.9595	
Assembly - Oil Pump	1	Alum & Stl Paper & Stl	Alum Rod Cast CRS Strip Coil Stock CRS Rd. Bar Stock		3.83	Purchased Alum Machining & Assemble	1.6972	1.6353	3.2707	6.6032	2.6985	9.3017	0.1057	9.4074	10
Filter - Oil	1				.98	Purchased	0.8580	0.0000	0.0000	0.8580	0.0000	0.8580	0.0000	0.8580	
Subtotal: Oil Pump					4.81		2.5552	1.6353	3.2707	7.4612	2.6985	10.1597	0.1057	10.2654	10
Shaft - Intermediate	1	Grey Iron Stl	Pig Iron		3.00	Foundry & Machined	0.2828	0.6721	1.7671	2.7220	1.3635	4.0855	0.0514	4.1369	10
Gear - Intermediate Shaft	1		Forging Stl Billet		.19	Machined Complete	0.0808	0.1651	0.7385	0.9944	0.6377	1.6221	0.0143	1.6364	10
Key - Woodruff	1	Stl			.01	Purchased	0.0440	0.0000	0.0000	0.0440	0.0000	0.0440	0.0000	0.0440	
Union - Intermediate Shaft	1	Stl	CRS Round Bar Stock		.07	Auto SCR Machine	0.0315	0.0606	0.2563	0.3454	0.2442	0.5926	0.0109	0.6035	10
Fastener	1	Stl			.14	Purchased	0.0625	0.0000	0.0000	0.0625	0.0000	0.0625	0.0000	0.0625	

* Not Estimated in Detail

TASK X ITEM	1976 RABBIT ENGINE	REQ'D PER VEHICLE	MATERIAL	STATE OF MATERIAL		FINISH WEIGHT	PROCESS DESCRIPTION	DIRECT MATERIAL	DIRECT LABOR	PER VEHICLE			TOTAL	YEARS AMORT.		
				GRADE	FORM					VARIABLE BURDEN	VARIABLE COST	FILED BURDEN			MFG COST	TOOLING
30-ENGINE (CONTINUED)																
Subtotal: Intermediate Shaft																
						3.41		0.5216	0.8978	2.7619	4.1813	2.2454	6.4267	0.0766	6.5033	10
		1	Bress Plastic & St1			.06	Purchased	0.5720	0.0000	0.0000	0.5720	0.0000	0.5720	0.0000	0.5720	
		1				.06	Purchased	0.5170	0.0000	0.0000	0.5170	0.0000	0.5170	0.0000	0.5170	
						.12		1.0890	0.0000	0.0000	1.0890	0.0000	1.0890	0.0000	1.0890	
Subtotal: Sensors																
		1	St1			7.00	Purchased	3.7059	0.0000	0.0000	3.7059	0.0000	3.7059	0.0000	3.7059	
		1	Asbestos & St1	Finished Components		.00	Purchased	2.5662	0.0000	0.0000	2.5662	0.0000	2.5662	0.0000	2.5662	
		1	St1			.27	Purchased	0.1485	0.0000	0.0000	0.1485	0.0000	0.1485	0.0000	0.1485	
		1	St1			.91	Purchased	0.9370	0.0000	0.0000	0.9370	0.0000	0.9370	0.0000	0.9370	
		1	Aluminum	Aluminum Billet	Foundry Die Cast & Disc Grind	.23		0.1115	0.0377	0.1086	0.2578	0.0843	0.3421	0.0034	0.3455	10
		1	Plastic			.01	Purchased	0.0528	0.0000	0.0000	0.0528	0.0000	0.0528	0.0000	0.0528	
		1	St1			.15	Purchased	0.6050	0.0000	0.0000	0.6050	0.0000	0.6050	0.0000	0.6050	
						.33	Purchased	0.1452	0.0000	0.0000	0.1452	0.0000	0.1452	0.0000	0.1452	
						8.90		8.2721	0.0377	0.1086	8.4184	0.0843	8.5027	0.0034	8.5061	10
			Various			1.10	Purchased	1.7500	0.0000	0.0000	1.7500	0.0000	1.7500	0.0000	1.7500	
Miscellaneous Engine Parts																
Subtotal: Clutch																
Miscellaneous Engine Parts																

* Not Estimated In Detail

TASK X ITEM	REQ'D PER VEHICLE	MATERIAL	STATE OF MATERIAL		FINISH WEIGHT	PROCESS DESCRIPTION	PER VEHICLE						TOTAL	YEARS AMORT.	
			GRADE	FORM			DIRECT MATERIAL	DIRECT LABOR	VARIABLE BURDEN	FIXED BURDEN	MFG COST	TOOLING			
															125-8240
30-TRANSMISSION TOTALS	1	Various	Transmission	60.9	Assembly										
Housing-Differential	1	Gray Iron	Castings-Purchased	7.0	Machine										
74 Tooth Helical Gear- Gear	1	Gray Iron	Castings-Purchased	4.1	Machine										
Rivet	8	CRS	Finished	.32	Purchase										
Sub-Assembly-Joint Flange & Seal	2	Gray CRS	Castings-Purchased	2.4	Machine										
Output Shaft	2	Alloy Steel	Round Bar	.75	Machine										
Lock Ring	2	Spring Steel	Finished	.01	Purchase										
Upper Roller Bearing	2	CRS	Finished	.02	Purchase										
Shim	2	CRS	Finished	.01	Purchase										
Thrust Washer-Small DIFF. Pinion	2	CRS	Finished	.01	Purchase										
Differential Pinion-Small	2	Forge Steel	Billet	.60	Heat-Forge MACH										
Large Differential	2	CRS	Finished	.01	Purchase										
Thrust Washer-Pinion	2	Forge Steel	Billet	1.30	Heat-Forge MACH										
Differential Pinion-Large	2	Alloy Steel	Round Bar	.22	Machine										
Shaft-Differential Pinion	1	Alloy Steel	Finished	.01	Purchase										
Lock Ring	2	CRS	Finished	.01	Purchase										
Circlep	2	CRS	Finished	.01	Purchase										
Reinforcement Plate	6	CRS	Strip	.19	Stamping										
End Plugs	2	Rubber	Finished	.02	Purchase										
Screw-Cheese Head	12	CRS	Round Bar	.5	Purchase										
Assembly-Differential	1				Assemble										
SUB TOTAL: DIFFERENTIAL				18.91											
Oilite Bushing-Drive Shaft	1	Oilite	Finished	.02	Purchase										
Drive Shaft Pinion	1	Alloy Steel	Forged-Normalized	2.4	Machine										
Sealing Washer Spring	1	Alloy Steel Wire	Finished	.01	Purchase										

TASK X 1976 YABBIT ITEM TRANSMISSION PRG VII	REQ'D PER VEHICLE	MATERIAL	STATE OF MATERIAL		FINISH WEIGHT	PROCESS DESCRIPTION	PER VEHICLE					TOTAL	YEARS AMORT	
			GRADE	FORM			DIRECT MATERIAL	DIRECT LABOR	VARIABLE BURDEN	VARIABLE COST	FIXED BURDEN			MFG COST
3C-TRANSMISSION (CONTINUED)														
Sealing Washer	1	Rubber	Finished		.03	Purchase	0.1100	0.0000	0.0000	0.1100	0.0000	0.1100	0.0000	0.1100
Needle Bearing	1	CRS	Finished		.03	Purchase	1.1000	0.0000	0.0000	1.1000	0.0000	1.1000	0.0000	1.1000
Sliding Gear-3 Speed	1	Gray Iron	Casting PUR		1.10	Machine	2.5500	0.9165	1.6927	5.1592	1.4163	6.5755	0.0019	6.5774
Synchronizing Ring	2	Brass	Casting Purchased		.28	Machine	1.0422	0.2436	0.5786	1.8644	0.4640	2.3294	0.0017	2.3311
Operating Sleeve For Clutch Gear	1	Gray Iron	Casting Purchased		.49	Machine	1.0700	0.3194	0.7408	2.0802	0.3409	2.4211	0.0017	2.4228
Clutch Gear (3rd & 4th Gear)	1	Gray Iron	Casting Purchased		.63	Machine	1.5300	0.2960	0.7540	2.5800	0.4309	3.0109	0.0014	3.0123
Spring	2	Spring Steel	Coil		.01	Stamping	0.0064	0.0038	0.0088	0.0190	0.0036	0.0226	0.0000	0.0226
For Clutch Gear- Locking Keys (3rd & 4th)	3	CRS	Coil		.01	Stamping	0.0024	0.0093	0.0156	0.0273	0.0048	0.0321	0.0006	0.0327
Lock Ring	1	Spring Steel	Coil		.01	Stamping	0.0290	0.0046	0.0076	0.0412	0.0020	0.0432	0.0003	0.0435
Sliding Gear (4th Speed)	1	Gray Iron	Casting Purchased		.72	Machine	2.0200	0.9872	1.8117	4.8189	1.5646	6.3835	0.0017	6.3852
Needle Bearing	1	CRS	Finished		.03	Purchase	0.9900	0.0000	0.0000	0.9900	0.0000	0.9900	0.0000	0.9900
Thrust Washer	1	CRS	Finished		.03	Purchase	0.0132	0.0000	0.0000	0.0132	0.0000	0.0132	0.0000	0.0132
Ball Bearings ASM-Drive Shaft	1	CRS	Finished		.58	Purchase	6.6000	0.0000	0.0000	6.6000	0.0000	6.6000	0.0000	6.6000
Shim	2	CRS	Finished		.02	Purchase	0.0220	0.0000	0.0000	0.0220	0.0000	0.0220	0.0000	0.0220
Lock Ring	1	Spring Steel	Coil		.01	Stamping	0.0351	0.0051	0.0083	0.0495	0.0021	0.0506	0.0003	0.0509
Assembly-Drive Shaft	1		Assemble				0.3384	0.0957	0.4341	0.1059	0.5400	0.0029	0.5429	10
SUB TOTAL: ASM DRIVE SHAFT					8.79		23.2378	5.1315	10.2729	38.6422	9.1186	47.7608	0.0179	47.7787
Taper Roller Bearing	1	CRS	Finished		.08	Purchase	2.2000	0.0000	0.0000	2.2000	0.0000	2.2000	0.0000	2.2000
Shim	1	CRS	Finished		.01	Purchase	0.0110	0.0000	0.0000	0.0110	0.0000	0.0110	0.0000	0.0110
Differential Gear Shift	1	Forge Steel	Forged Normalized		3.15	Machine	2.2950	2.1270	3.9312	8.3532	4.2493	12.6025	0.0057	12.6082
Taper Roller Bearing	1	CRS	Finished		.45	Purchase	7.7000	0.0000	0.0000	7.7000	0.0000	7.7000	0.0000	7.7000
Support with Taper Roller BRG	1	CRS	Coil		.47	Stamping	0.2162	0.0041	0.0083	0.2286	0.0027	0.2313	0.0029	0.2342
Reinforcement Plate	2	CRS	Coil		.04	Stamping	0.0081	0.0016	0.0039	0.0136	0.0005	0.0141	0.0003	0.0144
Spring Washer	4	Spring Steel	Finished		.02	Purchase	0.0098	0.0000	0.0000	0.0098	0.0000	0.0098	0.0000	0.0098

TASK X 1976 RABBIT ITEM DESCRIPTION	PPG VII	REQ'D PER VEHICLE	MATERIAL	STATE OF MATERIAL		FINISH WEIGHT	PROCESS DESCRIPTION	PER VEHICLE						TOTAL	YEARS AMORT.
				GRADE	FORM			DIRECT MATERIAL	DIRECT LABOR	VARIABLE BURDEN COST	FIXED BURDEN COST	MFG COST	TOOLING		
30-TRANSMISSION (CONTINUED)															
Spring Nut		4	CRS	Finished		.01	Purchase	0.0440	0.0000	0.0000	0.0440	0.0000	0.0440	0.0000	0.0440
Stud		4	CRS	Finished		.43	Purchase	0.1760	0.0000	0.0000	0.1760	0.0000	0.1760	0.0000	0.1760
Thrust Washer		1	CRS	Finished		.04	Purchase	0.0330	0.0000	0.0000	0.0330	0.0000	0.0330	0.0000	0.0330
Speed Gear-1st Speed		1	Gray Iron	Casting Purchased		1.87	Machine	4.0800	1.1283	2.0993	7.3076	1.6204	8.9280	0.0020	8.9300
Synchronizing Ring		2	Brass	Casting Purchased		.28	Machine	1.0422	0.2436	0.5786	1.8644	0.4640	2.3284	0.0017	2.3301
Needle Bearing		1	CRS	Finished		.05	Purchase	1.1000	0.0000	0.0000	1.1000	0.0000	1.1000	0.0000	1.1000
Spring		2	Spring Steel	Coil		.01	Stamping	0.0064	0.0038	0.0088	0.0190	0.0036	0.0226	0.0000	0.0226
Locking Keys		3	CRS	Coil		.01	Stamping	0.0024	0.0093	0.0156	0.0273	0.0048	0.0321	0.0000	0.0321
Clutch Gear (1st & 2nd Gear)		1	Gray Iron	Casting Purchased		.63	Machine	1.5300	0.2960	0.7540	2.5800	0.4309	3.0109	0.0014	3.0123
Operating Sleeve (1st & 2nd Speed)		1	Gray Iron	Casting Purchased		.71	Machine	1.5300	0.4454	0.9490	2.9244	0.5417	3.4661	0.0017	3.4678
Needle Bearing		1	CRS	Finished		.07	Purchase	1.2100	0.0000	0.0000	1.2100	0.0000	1.2100	0.0000	1.2100
2nd Gear Differential		1	Steel Tubing	Multi Length		.09	Machine	0.1139	0.3643	0.3779	0.8561	0.4335	1.2896	0.0014	1.2910
Inner Race-Gear Shift		1	Gray Iron	Casting Purchased		1.61	Machine	3.5700	1.0646	1.9658	6.6004	1.5622	8.1626	0.0019	8.1645
Speed Gear-2nd Gear		1	Gray Iron	Casting Purchased		1.01	Machine	2.5500	0.5634	1.2130	4.3264	0.5597	4.8861	0.0016	4.8877
Gear-3rd Speed		1	Spring Steel	Coil		.01	Stamping	0.0290	0.0046	0.0076	0.0412	0.0020	0.0432	0.0003	0.0435
Lock Ring		1	Gray Iron	Casting Purchased		.72	Machine	1.7340	0.5255	1.1218	3.3813	0.5501	3.9314	0.0014	3.9328
Gear-4th Speed		1	Spring Steel	Coil		.01	Stamping	0.0290	0.0046	0.0076	0.0412	0.0020	0.0432	0.0000	0.0432
Lock Ring		1	CRS	Finished		.07	Purchase	0.4400	0.0000	0.0000	0.4400	0.0000	0.4400	0.0000	0.4400
Needle Bearing		1	CRS	Finished		.07	Purchase	0.0000	0.4061	0.0957	0.5018	0.1059	0.6077	0.0029	0.6106
Assembly-Differential Gear Shift		1				11.84	Assemble	31.6590	7.1922	13.1381	51.9893	10.5333	62.5226	0.0252	62.5478
SUB TOTAL-GEAR SHIFT															
Hex Nut		1	CRS	Finished		.01	Purchase	0.0110	0.0000	0.0000	0.0110	0.0000	0.0110	0.0000	0.0110
Washer		1	CRS	Strip		.01	Stamping	0.0021	0.0016	0.0033	0.0070	0.0011	0.0081	0.0001	0.0082
SUB ASSEMBLY-GEAR WASHER															
HEX NUT		1					Assemble	0.0000	0.0018	0.0171	0.0288	0.0193	0.0477	0.0001	0.0473
HEX NUT		1					Assemble	0.0131	0.0134	0.0204	0.0465	0.0194	0.0663	0.0002	0.0665
SUB TOTAL-GEAR WASHER															

TASK X 1976 PARBIT TRANSMISSION	REQ'D PER VEHICLE	MATERIAL	STATE OF MATERIAL		FINISH WEIGHT	PROCESS DESCRIPTION	PER VEHICLE					TOTAL	YEARS AMORT.		
			GRADE	FORM			DIRECT MATERIAL	DIRECT LABOR	VARIABLE BURDEN COST	FIXED BURDEN COST	MFG COST			TOOLING	
30-TRANSMISSION (CONTINUED)															
Fitted Bolt & Nut Assembly	1	CRS	Finished		.06	Purchase	0.2750	0.0000	0.0000	0.2750	0.0000	0.2750			
Cap For Fitted Bolt	1	Plastic	Finished		.01	Purchase	0.0022	0.0000	0.0000	0.0022	0.0000	0.0022			
Shift Rod	1	4140 Alloy	Round Bar		.44	Machine	0.3130	0.6181	1.2105	2.1416	1.0053	3.1469	0.0003	3.1472	10
Shift Rod Cage	1	CRS	Strip		.14	Stamping	0.0583	0.0566	0.0435	0.1584	0.1103	0.2687	0.0014	0.2701	10
Selector Fork	1	Sintered Iron	Powder		.05	Form-Sifter Machine (Size)	0.0255	0.0082	0.0221	0.0558	0.0161	0.0719	0.0057	0.0776	10
Selector Body	1	Sintered Iron	Powder		.09	Form-Sifter Machine (Size)	0.0470	0.0120	0.0326	0.0916	0.0235	0.1151	0.0086	0.1237	10
Sub Assembly-Selector-Shift Rod	1				.14	Assembly	0.0000	0.0304	0.1187	0.1391	0.1064	0.2555	0.0014	0.2569	10
SELECTOR SUB TOTAL:SHIFT ROD					.93		0.7210	0.7253	1.4274	2.8737	1.2616	4.1353	0.0174	0.1527	10
Selector Shaft	1	4140 Alloy	Round Bar		.38	Machine	0.2005	0.0830	0.2165	0.5000	0.1258	0.6258	0.0003	0.6261	10
Rivet	1	CRS	Finished		.01	Purchase	0.0055	0.0000	0.0000	0.0055	0.0000	0.0055	0.0000	0.0055	
Selector Fork-3rd & 4th Gear	1	CRS	Strip		.49	Stamping	0.3218	0.1581	0.3537	0.8336	0.2215	1.0551	0.0020	1.0571	10
Selector Fork & RIV- Sub Assembly-3rd & 4th Gear	1					Assemble	0.0000	0.0226	0.0319	0.0545	0.0352	0.0997	0.0003	0.0900	10
SHAFT, FORK, SELECTOR- SUB TOTAL:3rd & 4th GEAR					.88		0.5278	0.2637	0.6021	1.3936	0.3825	1.7761	0.0026	1.7787	10
Spring Washer	2	Spring Steel	Finished		.01	Purchase	0.0055	0.0000	0.0000	0.0055	0.0000	0.0055	0.0000	0.0055	
Needle Bearing	1	CRS	Finished		.93	Purchase	1.0450	0.0000	0.0000	1.0450	0.0000	1.0450	0.0000	1.0450	
Reverse Lever	1	CRS	Coil		.27	Stamping	0.1541	0.1503	0.2897	0.5941	0.1487	0.7428	0.0021	0.7449	10
Pressure Spring-Shift Rod	1	Steel Wire	Finished		.02	Purchase	0.2200	0.0000	0.0000	0.2200	0.0000	0.2200	0.0000	0.2200	
Selector Fork-1st & 2nd Gear	1	CRS	Strip		.48	Stamping	0.3661	0.1510	0.3446	0.8617	0.2192	1.0809	0.0020	1.0829	10
Support	2	CRS	Coil		.24	Stamping	0.0676	0.0164	0.0332	0.1172	0.0108	0.1280	0.0017	0.1297	10
Reverse Lever	1	CRS	Coil		.45	Stamping	0.0733	0.0779	0.1777	0.3289	0.1251	0.4540	0.0018	0.4558	10
Lock Ring	1	Spring Steel	Finished		.01	Purchase	0.0022	0.0000	0.0000	0.0022	0.0000	0.0022	0.0000	0.0022	
Seal Washer	2	Spring Steel Washer	Finished		.01	Purchase	0.1100	0.0000	0.0000	0.1100	0.0000	0.1100	0.0000	0.0011	
NEEDLE BEARING & SUBTOTAL:REVERSE LEVER					2.42		2.0439	0.3956	0.8452	3.2846	0.5038	3.7884	0.0076	3.7960	10

TASK X ITEM	1976 RABBIT TRANSMISSION	PER VEHICLE	REQ'D PER VEHICLE	MATERIAL	STATE OF MATERIAL		FINISH WEIGHT	PROCESS DESCRIPTION	PER VEHICLE				TOTAL	YEARS AMORT.			
					GRADE	FORM			DIRECT MATERIAL	DIRECT LABOR	VARIABLE BURDEN	VARIABLE COST			FIXED BURDEN	MFG COST	TOOLING
30-TRANSMISSION (CONTINUED)																	
Cleclip			1	Spring Steel	Finished		.01	Purchase	0.0055	0.0000	0.0000	0.0055	0.0000	0.0055			
Transmission Case			1	MG	Purchase Casting		6.25	Machining	12.7500	0.3528	0.2293	13.3321	0.2907	13.6228	0.1000	13.7228	10
Fitted Sleeves			2	CRS	Finished		.01	Purchase	0.2200	0.0000	0.0000	0.2200	0.0000	0.2200	0.0000	0.2200	
Wagnet			1	Sintered Metal	Finished		.05	Purchase	0.0475	0.0000	0.0000	0.0475	0.0000	0.0475	0.0000	0.0475	
Deadner			1	Pubber	Finished		.02	Purchase	0.0550	0.0000	0.0000	0.0550	0.0000	0.0550	0.0000	0.0550	
Shubber Plug			1	Pubber	Finished		.02	Purchase	0.0550	0.0000	0.0000	0.0550	0.0000	0.0550	0.0000	0.0550	
Seal			2	Rubber	Finished		.14	Purchase	0.6600	0.0000	0.0000	0.6600	0.0000	0.6600	0.0000	0.6600	
Cap For Plug			1	Plastic	Finished		.01	Purchase	0.0550	0.0000	0.0000	0.0550	0.0000	0.0550	0.0000	0.0550	
Switch			1	Steel	Finished		.06	Purchase	0.4400	0.0000	0.0000	0.4400	0.0000	0.4400	0.0000	0.4400	
Lock Ring			4	Brass	Coil		.03	Stamping	0.1160	0.0184	0.0304	0.1648	0.0080	0.1728	0.0000	0.1728	
Spacer			1	CRS	Finished		.01	Purchase	0.0440	0.0000	0.0000	0.0440	0.0000	0.0440	0.0000	0.0440	
Bushimr			1	Brass	Finished		.02	Purchase	0.1650	0.0000	0.0000	0.1650	0.0000	0.1650	0.0000	0.1650	
Gear Carrier Case			1	MG	Purchase Casting		7.79	Machining	15.9120	0.3528	0.2293	16.4941	0.2907	16.7848	0.0857	16.8705	10
TRANSMISSION CASE & GEAR CARR CASE																	
SUB TOTAL:									30.5250	0.7240	0.4890	31.7380	0.5894	32.3274	0.1857	32.5131	10
Stop			1	Plastic	Finished		.01	Purchase	0.0220	0.0000	0.0000	0.0220	0.0000	0.0220	0.0000	0.0220	
Cover			1	MG	Billet		.16	Cast- Machine	0.1020	0.2194	0.1327	0.4741	0.2421	0.7162	0.0046	0.7208	10
Hex Head Bolt			2	CRS	Finished		.02	Oyrcgase	0.0154	0.0000	0.0000	0.0154	0.0000	0.0154	0.0000	0.0154	
Shakeproof Washer			2	CRS	Finished		.01	Purchase	0.0022	0.0000	0.0000	0.0022	0.0000	0.0022	0.0000	0.0022	
Hex Head Bolt			4	CRS	Finished		.08	Purchase	0.0880	0.0000	0.0000	0.0880	0.0000	0.0880	0.0000	0.0880	
Hex Head Bolt			3	CRS	Finished		.04	Purchase	0.0495	0.0000	0.0000	0.0495	0.0000	0.0495	0.0000	0.0495	
Spring Washer			7	Spring Steel	Finished		.01	Purchase	0.0385	0.0000	0.0000	0.0385	0.0000	0.0385	0.0000	0.0385	
Hex Head Bolts			12	CRS	Finished		.05	Purchase	0.3960	0.0000	0.0000	0.3960	0.0000	0.3960	0.0000	0.3960	
Spring Washer			12	Spring Steel	Finished		.02	Purchase	0.0264	0.0000	0.0000	0.0264	0.0000	0.0264	0.0000	0.0264	
Hex Head Nut			1	CRS	Finished		.03	Purchase	0.0330	0.0000	0.0000	0.0330	0.0000	0.0330	0.0000	0.0330	

ITEM	TASK X 1976 RABBIT TRANSMISSION	REQ'D PER VEHICLE	MATERIAL	STATE OF MATERIAL		FINISH WEIGHT	PROCESS DESCRIPTION	PER VEHICLE					TOTAL	YEARS AMORT
				GRADE	FORM			DIRECT MATERIAL	DIRECT LABOR	VARIABLE BURDEN	VARIABLE COST	FIXED BURDEN		
30-TRANSMISSION (CONTINUED)														
	Lock Washer	1	CRS	Finished		.01	Purchase	0.0083	0.0000	0.0000	0.0083	0.0000	0.0083	
	Flat Washer	1	CRS	Finished		.01	Purchase	0.0110	0.0000	0.0110	0.0000	0.0110	0.0000	0.0110
	Stud	1	CRS	Finished		.11	Purchase	0.0550	0.0000	0.0550	0.0000	0.0550	0.0000	0.0550
	Stud	3	CRS	Finished		.13	Purchase	0.0990	0.0000	0.0990	0.0000	0.0990	0.0000	0.0990
	Hex Head Nut	3	CRS	Finished		.02	Purchase	0.0660	0.0000	0.0660	0.0000	0.0660	0.0000	0.0660
	Spring Washers	3	Spring Steel	Finished		.01	Purchase	0.0099	0.0000	0.0099	0.0000	0.0099	0.0000	0.0099
	Hex Head Bolt	12	CRS	Finished		.55	Purchase	0.2640	0.0000	0.2640	0.0000	0.2640	0.0000	0.2640
	Flat Washer	14	CRS	Finished		.04	Purchase	0.0308	0.0000	0.0308	0.0000	0.0308	0.0000	0.0308
	Round Head Bolt	3	CRS	Finished		.04	Purchase	0.0990	0.0000	0.0990	0.0000	0.0990	0.0000	0.0990
	Hex Nut	3	CRS	Finished		.02	Purchase	0.0078	0.0000	0.0078	0.0000	0.0078	0.0000	0.0078
	COVER, MISC NUTS, SUB TOTAL: BOLTS & WASHERS					1.37		1.4738	0.2194	1.1527	1.7959	0.2421	2.0380	2.0426
	Cap	3	Rubber	Finished		.02	Purchase	0.0165	0.0000	0.0165	0.0000	0.0165	0.0000	0.0165
	Spring Washer	3	Spring Steel	Finished		.01	Purchase	0.0165	0.0000	0.0165	0.0000	0.0165	0.0000	0.0165
	Gasket For Transmission Case	2	Paper	Finished		.01	Purchase	0.4400	0.0000	0.4400	0.0000	0.4400	0.0000	0.4400
	Special Round Head Bolts	3	CRS	Finished		.08	Purchase	0.1650	0.0000	0.1650	0.0000	0.1650	0.0000	0.1650
	Hex Head Nut	3	CRS	Finished		.02	Purchase	0.0132	0.0000	0.0132	0.0000	0.0132	0.0000	0.0132
	Flat Washer	3	CRS	Finished		.01	Purchase	0.0066	0.0000	0.0066	0.0000	0.0066	0.0000	0.0066
	Boot (for Shift Rod)	1	Rubber	RAW		.05	Mold	0.0253	0.0074	0.0128	0.0455	0.0122	0.0577	0.0043
	Pipe Plug	1	CRS	Finished		.07	Purchase	0.1100	0.0000	0.1100	0.0000	0.1100	0.0000	0.1100
	Oil Control Plug	1	CRS	Finished		.01	Purchase	0.0880	0.0000	0.0880	0.0000	0.0880	0.0000	0.0880
	Oil Filler Plug	1	CRS	Finished		.07	Purchase	0.1100	0.0000	0.1100	0.0000	0.1100	0.0000	0.1100
	Plug	1	Plastic	Finished		.04	Purchase	0.1100	0.0000	0.1100	0.0000	0.1100	0.0000	0.1100
	Pressure Spring	1	Steel Wire	Finished		.01	Purchase	0.2200	0.0000	0.2200	0.0000	0.2200	0.0000	0.2200
	CAP BOOT, PLUG, BOLTS, SUBTOTAL: NUTS & WASHERS					.40		1.3711	0.0074	0.0128	1.3413	0.0172	1.3535	1.3578

TASK X ITEM	1976 RABBIT TRANSMISSION PPG VII	REQ'D PER VEHICLE	MATERIAL	STATE OF MATERIAL		FINISH WEIGHT	PROCESS DESCRIPTION	PER VEHICLE						TOTAL	YEARS AMORT.	
				GRADE	FORM			DIRECT MATERIAL	DIRECT LABOR	VARIABLE BURDEN	VARIABLE COST	FIXED BURDEN	MFG COST			TOOLING
30-TRANSMISSION (CONTINUED)																
Hex Head Bolt		4	CRS	Finished		.15	Purchase	0.1100	0.0000	0.0000	0.1100	0.0000	0.1100	0.0000		
Lock Washers		4	CRS	Finished		.01	Purchase	0.0132	0.0000	0.0000	0.0132	0.0000	0.0132	0.0000		
Phillips Head Screw		1	CRS	Finished		.01	Purchase	0.0165	0.0000	0.0000	0.0165	0.0000	0.0165	0.0000		
Reverse Gear		1	Gray Iron	Cast Purchased		.34	Machine	1.0200	0.3978	0.8127	2.2305	0.5503	2.8808	0.0011	2.8819	
Sealing Washer		1	CRS	Finished		.01	Purchase	0.0011	0.0000	0.0000	0.0011	0.0000	0.0011	0.0000	10	
Hex Head Bolt		1	CRS	Finished		.02	Purchase	0.0024	0.0000	0.0000	0.0024	0.0000	0.0024	0.0000		
Reverse Gear Shaft		1	Forging Purchased			.41	Machine	0.5304	0.4522	0.7675	1.7501	0.5974	2.3475	0.0009	2.3484	
Bushing-Reverse Gear		1	Steel Copper	Finished		.04	Purchase	0.3300	0.0000	0.0000	0.3300	0.0000	0.3300	0.0000	10	
Transmission & Gear Assembly-Carrier Assembly		1					Assemble	0.0000	0.8122	0.0957	0.9079	0.1059	1.0138	0.0143	1.0281	
REVERSE GEAR & SUBTOTAL: TRANSMISSION ASM						.99		2.0236	1.6622	1.6759	5.3617	1.3536	6.7153	0.0163	6.7316	

APPENDIX D

ENGINE AND TRANSMISSION

MATERIAL STUDY DATA SHEETS

Audi Engine.....	D-2
Audi Transmission.....	D-17
Chevelle Engine.....	D-35
Chevelle Transmission...	D-52
Pinto Engine.....	D-59
Pinto Transmission.....	D-72
Rabbit Engine.....	D-93
Rabbit Transmission.....	D-112

Part Description	No. Oper / Usage	ANALYSIS			WEIGHT #		DIRECT MATERIAL COST (\$)					Total Var. Mfg. Cost	
		Material Grade	Form	Cond.	Rough	Fin.	Raw	Scrap	Other	Vendor Profit	Total		
Cylinder Block	5 / 1	Gray Iron	Pig Iron	C.I. Casting	116.40	97.00	9.3120	.0931				9.4051	27.9360
Main Bearing Cap	P / 4	Gray Iron	Purchased Casting	Machined		4.76			1.0800	.1080		1.1880	1.1880
Thrust Bearing Cap	P / 1	Gray Iron	Purchased Casting	Machined		1.75			.4800	.0480		.5280	.5280
Gasket	P / 1	Paper	Purchased Finished			.03			.0300	.0030		.0330	.0330
Cover Plate	2 / 1	STL	Flat Bar	Stamped & Plated	.27	.21	.0405	.0004	.0050			.0459	.0782
Seal	P / 1	Rubber & Steel	Purchased Finished			.06			.2000	.0200		.2200	.2200
Seal-Cylinder Block	P / 1	Rubber & Steel	Purchased Finished			.17			.3500	.0350		.3850	.3850
Seal-Oil Pan	P / 1	Rubber	Purchased Finished			.08			.3168	.0352		.3520	.3520
Tab	2 / 1	Steel	Strip Coil	Stamped & Plated	.03	.02	.0045	.0001				.0046	.0305
Wire Support	P / 1	Steel	Purchased Finished			.06			.0480	.0048		.0528	.0528
Spacer	P / 3	Steel	Purchased Finished			.39			.2250	.0225		.2475	.2475
Cap	P / 5	Steel	Purchased Finished			.10			.2000	.0200		.2200	.2200

MATERIALS STUDY

Vehicle - 1976 AUDI

Page 2 of 15

PRODUCT - 30-ENGINE

TASK NO. -

XI

Part Description	No. Oper. Usage	ANALYSIS			WEIGHT #		DIRECT MATERIAL COST (\$)					Total Var. Mfg. Cost	
		Material Grade	Form	Cond.	Rough	Fin.	Raw	Scrap	Other	Vendor Profit	Total		
30-ENGINE (CONTINUED)													
Dowel Pin	P 14	STL	Purchased Finished			.16		.7000		.0700		.7700	.7700
Fasteners	P		Purchased Finished			7.50		2.9700		.3300		3.3000	3.3000
SUBTOTALS: ENGINE ASSY						116.70		6.6048		.6965		16.7519	35.3410
Crankshaft	4 1	Gray Iron	Pig Iron	Casting	45.00	36.90	3.6000	.0360				3.6360	6.0876
Woodruff Key	P 1	STL	Purchased Finished			.01		.0500		.0050		.0550	.0550
Sprocket	5 1	STL	Round Bar Stock	Machined	1.26	.34	.2510	.0025				.2535	.8025
Needle Bearing	P 1	STL	Purchased Finished			.01		.3200		.0320		.3520	.3520
SUBTOTALS: CRANKSHAFT					46.26	37.26	3.8510	.0385	.3700	.0370		4.2965	7.2971

MATERIALS STUDY

1976 AUDI

Vehicle -

XI

Page 3 of 15

30-ENGINE

PRODUCT

TASK NO. -

Part Description	No. Oper. Usage	ANALYSIS			WEIGHT #		DIRECT MATERIAL COST (\$)					Total Var. Mfg. Cost
		Material Grade	Form	Cond.	Rough	Fin.	Raw	Scrap	Other	Vendor Profit	Total	
30-ENGINE (CONTINUED)												
BRG Shell	P		Purchased									
Thrust Bearing-Set	1	STL	Finished			.24			.5400	.0540	.5940	.5940
Main-Bearing Set	4	STL	Purchased			.51			1.8600	.1860	2.0460	2.0460
BRG-Shell Connector Rod	P		Purchased									
Connecting Rod	3	STL	Finished			.40			1.6000	.1600	1.7600	1.7600
Piston	4	STL	Billet	Forging	8.80	6.75	1.7600	.0176			1.7776	9.4840
Bushing-Connector Rod	5	Aluminum	Aluminum Ingot	Die Cast	4.50	3.71	2.1600	.0216			2.1816	4.5388
Bolt W/Nut	P		Purchased			.23			1.0000	.1000	1.1000	1.1000
Piston Ring (Set)	P		Purchased			.77			.4000	.0400	.4400	.4400
Lock Ring	8	STL	Finished			.38			1.2800	.1280	1.4080	1.4080
Pin-Piston	P		Purchasing			.02			.0400	.0040	.0440	.0440
	4	STL	Finished			1.28			1.6000	.1600	1.7600	1.7600

MATERIALS STUDY

Vehicle - 1976 AUDI

Page 4 of 15

TASK NO. - XI

PRODUCT - 30-ENGINE

Part Description	No. Oper.	ANALYSIS			WEIGHT #		DIRECT MATERIAL COST (\$)					Total Var. Mfg. Cost
		Material Grade	Form	Cond.	Rough	Fin.	Raw	Scrap	Other	Vendor Profit	Total	
30-ENGINE (CONTINUED)												
BEARINGS												
SUBTOTALS: RODS & PISTON					13.30	14.29	3.9200	.0392	8.3200	.8320	13.1112	23.1748
Flywheel	4	Gray Iron	Pig Iron C.I. Casting	Machined	20.00	17.10	2.2200	.0200			2.2400	5.7943
Ring Gear-Flywheel	4	Steel	HP&O Flat Bar	Formed & Machined	2.50	1.85	.5000	.0050			.5050	2.1224
Center Bushing	3	Steel	CR Round Bar	Machined	.51	.37	.0600	.0100			.0700	1.4372
Dowel Pin	P	Steel	Purchased			.01			.1500	.0150	.1650	
Fasteners	P	Steel	Purchased			.02			.4000	.0400	.4400	
SUBTOTALS: FLYWHEEL					23.01	19.35	2.7800	.0350	.5500	.0550	3.4200	9.9589

MATERIALS STUDY

1976 AUDI

Page 5 of 15

PRODUCT - 30-ENGINE

Vehicle -
TASK NO. -

XI

Part Description	No. Oper.	ANALYSIS			WEIGHT #		DIRECT MATERIAL COST (\$)					Total Var. Mfg. Cost	
		Material Grade	Form	Cond.	Rough	Fin.	Raw	Scrap	Other	Vendor Profit	Total		
30-ENGINE (CONTINUED)													
Cylinder Head	4	1	Aluminum	Machined	21.00	18.75	10.0800	.1008				10.1808	12.9749
Gasket	P	1	Asbestos & Steel	Purchased			.25		.4000	.0400		.4400	.4400
Fasteners	P		Steel	Purchased			1.40		.5280	.0528		.5808	.5808
SUBTOTALS: CYLINDER HEAD					21.00	20.40	10.0800	.10008	.9280	.0928		11.2016	13.9957
Intake Valve Head	2	4	HR/P&O Steel Round Bar	Hot Extr	.40	.32	.1760	.0017				.1777	.4360
Intake Valve Stem	2	4	CRS Round Bar	Machined	.50	.45	.1500	.0012				.1512	.6396
SUBTOTALS: INTAKE VALVE					.90	.77	.3260	.0029				.3289	1.0756

MATERIALS STUDY

Vehicle - 1976 AUDI

PRODUCT - 30-ENGINE

TASK NO. -

XI

Page 6 of 15

Part Description	No. Oper.	ANALYSIS		WEIGHT #		DIRECT MATERIAL COST (\$)					Total Var. Mfg. Cost		
		Material Grade	Form	Cond.	Rough	Fin.	Raw	Scrap	Other	Vendor Profit		Total	
30-ENGINE (CONTINUED)													
Exhaust Intake Head	2	4	Steel	Extr	.40		.3320	.0032				.3352	.7008
Exhaust Intake Stem	2	4	Steel	Machined	.50		.1500	.0012				.1512	.4068
SUBTOTALS:					.90	.90	.4820	.0044				.4864	1.1076
Cover-Timing Housing	4	1	Alum	Mach	1.80	1.62	.8640	.0086				.8726	1.2264
Gasket	P	1	Paper	Purchased Finished		.01			.0500			.0550	.0550
Camshaft (Casting)	4	1	C. I.	Casting Mach	9.00	7.70	.7200	.0072				.7272	2.3519
Camshaft Sprocket-(Casting)	5	1	C. I.	Casting Mach	1.10	.94	.0888					.0888	.7019
Housing-Thermostat	1	1	Alum	Casting Mach	.43	.39	.1974					.1974	.4998
Cover-Thermostat	1	1	Alum	Casting	.26	.26	.1182	.0012				.1194	.2053

MATERIALS STUDY

Vehicle - 1976 AUDI

Page 7 of 15

PRODUCT - 30-ENGINE

TASK NO. - XI

Part Description	No. Oper Usage	ANALYSIS			WEIGHT #				DIRECT MATERIAL COST (\$)				Total Var. Mfg. Cost
		Material Grade	Form	Cond.	Rough	Fin.	Raw	Scrap	Other	Vendor Profit	Total		
Thermostat	P / 1	Brass & Steel	Purchased Finished			.16			.7500	.0750			.8250
Seal-Thermostat	P / 1	Rubber	Purchased Finished			.01			.0200	.0020			.0220
Switch	P / 1	Electric	Finished			.02			.3200	.0320			.3520
Clamp	P / 1	Steel	Finished			.12			.0800	.0080			.0880
Chain Timing	P / 1	Steel	Finished			.85			2.0280	2.0280			2.2308
Chain Guide	3 / 1	Rubber & Steel	Crs Coil & Rubber	Mach & Rubber Welded	.14	.11	.0514	.0002					.1434
Tensioner-Chain	P / 1	Rubber & Steel	Purchased Finished			.28			1.4000	.1400			1.5400
Valve Spring Inner	P / 8	Steel	Purchased Finished			.28			.4000	.0400			.4400
Valve Spring Outer	P / 8	Steel	Purchased Finished			1.14			.8000	.0800			.8800
Valve Guide	1 / 8	Brass	Brass Rod	Mach	1.45	.77	1.4480	.0144					1.4624
Valve Seat Inserts	P / 8	Steel	Purchased Finished			.15			1.2800	.1280			1.4080
Seal-Valve Stem	P / 8	Rubber & Steel	Purchased Finished			.04			.8000	.0800			.8800

MATERIALS STUDY

Vehicle - 1976 AUDI

PRODUCT - 30-ENGINE

TASK NO. - XI

Page 8 of 15

Part Description	No. Oper. Usage	ANALYSIS			WEIGHT #		DIRECT MATERIAL COST (\$)					Total Var. Mfg. Cost	
		Material Grade	Form	Cond.	Rough	Fin.	Raw	Scrap	Other	Vendor Profit	Total		
30-ENGINE (CONTINUED)													
Retainer Spring	4	Sintered Metal	Pwr Metal	Comp & Pressed	.47	.47	.1936	.0016				.1952	1.3224
Intake Spring-Base Valve	2	Steel	HR/P&O Steel Bar	Cold Rolled Hardened	.24	.09	.0768	.0008				.0776	.1428
Rotocap-Exhaust Valve	P	Steel		Purchased		.26			1.2000	.1200			1.3200
Tappet-Valve	5	Steel	Crs	Gold Hd Harden Machined	1.26	1.22	.4000	.0040				.4040	1.8856
Push Rod	3	Steel	Dom Rd Stl Tubing	Machined	.88	.88	.2640	.0024				.2664	.6600
Push Rod Guide	1	Steel	Crs Coil & Dom Stl Tubing	Machined ASM & Brazed	.35	.27	.2427					.2427	.5238
Push Rod Guide	3	Steel	Crs Flat Coil	Stamped Harden Grounded	1.59	.75	.3981	.0039				.4020	.6819
Arm-Rocker	3	Steel	Crs Coil	Stamped & Harden	3.74	1.78	.5616	.0056				.5672	1.1088
Fastener-Rock Arm	4	Steel		Cold Hd Threaded Harden	1.50	1.32	.3000	.0032				.3032	1.2656
Mounting	2	Rubber & Steel	Crs Coil & Rubber	Stmp Molded & Welded	.04	.11	.0358	.0001				.0359	.1237
Lock Plate	4	Steel	Crs Coil	Stamped Harden Grounded	.08	.01	.0550					.0550	.0505
Lock Plate	1	Steel	Crs Coil	Stamped	.01	.04	.0132	.0001				.0133	.0133

MATERIALS STUDY

Vehicle - 1976 AUDI

Page 9 of 15

PRODUCT - 30-ENGINE

TASK NO. -

XI

Part Description	No. Oper. Usage	ANALYSIS		WEIGHT #		DIRECT MATERIAL COST (\$)					Total Var. Mfg. Cost		
		Material Grade	Form	Cond.	Rough	Fin.	Raw	Scrap	Other	Vendor Profit		Total	
30-ENGINE (CONTINUED)													
Bracket	2 / 1	Steel	Crs Coil	Stmp & Painted	.26	.19	.0390	.0004	.0045			.0439	.0719
Bracket	2 / 1	Steel	Crs Coil	Stmp & Painted	.24	.13	.0364	.0003	.0042			.0409	.0689
Brace	2 / 1	Steel	Crs Coil	Stmp & Plated	.10	.10	.0154	.0001				.0155	.0358
Flange-Rear	3 / 1	Aluminum	Alum Die Cast	Machined	.30	.27	.1380	.0013				.1393	.2878
Guide-Flange	4 / 1	Steel	Crs Flat Sheet	Stmp Milled Ground	.40	.12	.0594	.0005				.0599	.2118
Retainer	2 / 8	Steel	Crs Round Bar	Machined & Harden	.78	.26	.1568	.0008				.1576	.7704
Nut-Adjusting	4 / 8	Steel	Crs Round Bar	Cold Hd Machined Harden	.52	.34	.1040	.0008				.1048	.6272
Clip	1 / 1	Plastic	Pellet	Inject Molded	.01	.01	.0035	.0001				.0036	.0227
Insert	P / 4	Nylon	Purchased Complete	Asm		.05			.1200		.0120	.1320	.1320
Poppet	P / 16	Steel	Purchased Complete	Asm		.04			.7200		.0720	.7920	.7920
Tublar Key	P / 1	Steel	Purchased Complete	Asm		.01			.0400		.0040	.0440	.0440
Gasket	P / 2	Paper	Purchased Complete	Asm		.01			.0440		.0009	.0449	.0449

MATERIALS STUDY

1976 AUDI

Vehicle -

XI

Page 10 of 15

30-ENGINE

PRODUCT -

Part Description	No. Oper.	ANALYSIS			WEIGHT #			DIRECT MATERIAL COST (\$)					Total Var. Mfg. Cost	
		Material Grade	Form	Cond.	Rough	Fin.	Raw	Scrap	Other	Vendor Profit	Total			
30-ENGINE (CONTINUED)	Usage													
Camshaft & Assembly					26.95	23.58	6.5811	.0576	10.0607	1.0017	17.7011		28.7513	
SUBTOTALS:														
Cover-Cylinder Head	3	Alum Die Cast		Mach	5.00	4.50	2.1600	.0216			2.1816		1.7674	
Plate-Cylinder Head	1	Steel	Crts Coil	Stmp	.16	.17	.0284	.0002			.0286		.0487	
Gasket	P	1 Cork	Pur Finished Asm			.12			.1909	.0191	.2100		.2100	
Cap	P	1 Steel	Pur Finished Asm			.13			.1636	.0164	.1800		.1800	
Screen	1	6 Steel	Exp Metal Coil	Stmp	.12	.10	.0420	.0006			.0426		.1170	
Fasteners (Nut)	P	2 Steel	Pur Finished			.01			.0095	.0009	.0100		.0100	
Fasteners (Washer)	P	2 Copper	Pur Finished			.01			.0055	.0005	.0060		.0060	
Cylinder Head Cover					5.28	5.04	2.2304	.0224	.3691	.0369	2.6558		3.3391	
SUBTOTALS:														

Part Description	No. Oper	ANALYSIS			WEIGHT #		DIRECT MATERIAL COST (\$)					Total Var. Mfg. Cost	
		Material Grade	Form	Cond.	Rough	Fin.	Raw	Scrap	Other	Vendor Profit	Total		
30-ENGINE (CONTINUED)	Usage												
Oil Pan	1	Alum	Alum Die Casting	Mach	10.00	9.40	4.8000	.0480				4.8480	7.1483
Gasket	P 2	Rubber	Purch Finished Asm			.04			.1455	.0145		.1600	.1600
Oil Drain Plug-w/Washer	P 1	Paper & Steel	Purch Finished Asm			.18			.0800	.0080		.0880	.0880
Fasteners	P 1	Steel	Purch Finished Asm			.60			.2400	.0240		.2640	.2640
Guide-Oil Dipstick	P 1	Steel	Purch Finished Asm			.05			.2300	.0230		.2530	.2530
Dipstick w/Seal	P 1	Steel	Purch Finished Asm			.06			.2000	.0200		.2200	.2200
SUBTOTALS: OIL PAN					10.00	10.33	4.8000	.0480	.8955	.0895		5.8330	8.1333

MATERIALS STUDY

Vehicle - 1976 AUDI

Page 12 of 15

PRODUCT - 30-ENGINE

TASK NO. - XI

Part Description	No. Oper.	Usage	ANALYSIS		WEIGHT #		DIRECT MATERIAL COST (\$)					Total Var. Mfg. Cost	
			Material Grade	Form	Cond.	Rough	Fin.	Raw	Scrap	Other	Vendor Profit		Total
30-ENGINE (CONTINUED)													
MANIFOLD (CASTING)	4	1	C.I.	Casting	Mach	10.10	9.85	.8080	.0080			.8160	2.4240
Exhaust-	P		Steel	Purch	Finished Asm		.40			.1600		.1760	.1760
Fasteners	4	4	Steel	Crs Coil	Stmp & Painted	1.00	.53	.1500	.0015	.0150		.1665	.3489
Shield	P	4	Asbestos & Steel	Purch	Finished Asm		.07			.6000		.6600	.6600
Gasket	P	4	Asbestos & Steel	Purch	Finished Asm		.04			.2000		.2200	.2200
Gasket	P	1	Asbestos & Steel	Purch	Finished Asm		.09			.1300		.1430	.1430
Gasket	P	4	Asbestos & Steel	Purch	Finished Asm								
EXHAUST MANIFOLD						11.10	10.98	.9580	.0095	1.1050	.1090	2.1815	3.9719
SUBTOTALS:													
Water Pump Asm	P	1	Alum & Steel	Purch & Finished	Asm		3.62			9.1912	.9190	10.1102	10.1102
Fasteners	P		Steel	Purch & Finished	Asm		.36			.1440	.0144	.1584	.1584
SUBTOTALS: WATER PUMP							3.98			9.3352	.9334	10.2686	10.2686

Part Description	No. Oper.	ANALYSIS			WEIGHT #		DIRECT MATERIAL COST (\$)					Total Var. Mfg. Cost	
		Material Grade	Form	Cond.	Rough	Fin.	Raw	Scrap	Other	Vendor Profit	Total		
													Usage
30-ENGINE (CONTINUED)													
Housing-Upper-Oil Pump	5	1 Alum	Alum Die Casting	Mach	.90		.4320	.0043				.4363	1.0528
Housing-Lower Oil Pump	4	1 Alum	Alum Die Casting	Mach	.75		.3600	.0036				.3636	.8135
Drive Shaft	4	1 Steel	Crs Round Bar	Mach	.60		.1200	.0012				.1212	.2827
Impeller	5	1 Steel	Crs Round Bar	Mach	.88		.1752	.0017				.1769	1.3280
Gear	4	1 Steel	Crs Round Bar	Mach	1.05		.2104	.0020				.2124	2.1792
Shaft	4	1 Steel	Crs Round Bar	Mach	.13		.0250	.0002				.0252	.1553
Strainer	P	1 Steel	Purch Finished	Asm					.0182			.0200	.0200
Bushing	P	1 Steel	Purch Finished	Asm					.0400			.0440	.0440
Gasket	P	1 Paper	Purch Finished	Asm					.0200			.0220	.0220
Base Plate	1	1 Steel	Crs Coil	Stamped	.11		.0160	.0001				.0161	.0362
Relief Valve	P	1 Steel	Purch Finished	Asm					.8500			.8500	.9350

MATERIALS STUDY

Vehicle - 1976 AUDI

Page 14 of 15

PRODUCT - 30-ENGINE

TASK NO. - XI

Part Description	No. Oper	ANALYSIS		WEIGHT #		DIRECT MATERIAL COST (\$)					Total Var. Mfg. Cost	
		Material Grade	Form	Cond.	Rough	Fin.	Raw	Scrap	Other	Vendor Profit		Total
30-ENGINE (CONTINUED)		Usage										
Oil Filter	P	Paper & Steel	Purch Finished	Asm		1.04		.8300	.0830		.9130	.9130
Adaptor	P	Steel	Purch Finished	Asm		.07		.5387	.0539		.5926	.5926
Fasteners	P	Steel	Purch Finished	Asm		.16		.1348	.0135		.1483	.1483
SUBTOTALS: OIL PUMP					4.42	4.69	1.3386	.0131	2.4317	.2432	4.0266	8.5226
Switch-Oil Pressure	P	Steel	Purch Finished	Asm		.09		.8500	.0850		.9350	.9350
Thermostat	P	Brass & Steel	Purch Finished	Asm		.16		.7500	.0750		.8250	.8250
Sensor-Water Temp	P	Steel	Purch Finished	Asm		.13		.8300	.0830		.9130	.9130
Switch-Water Temp	P	Plastic & Brass	Purch Finished	Asm		.12		.8300	.0830		.9130	.9130
SUBTOTALS: SENSOR						.50		3.2600	.3260		3.5860	3.5860

Part Description	No. Oper. Usage	ANALYSIS		WEIGHT #		DIRECT MATERIAL COST (\$)					Total Var. Mfg. Cost	
		Material Grade	Form	Cond.	Rough	Fin.	Raw	Scrap	Other	Vendor Profit		Total
Pressure Plate	P 1	Steel	Finished Purch	Asm		10.50			4.9145	.4914	5.4059	5.4059
Clutch plate Asm	P 1	Asbestos & Steel	Purch Finished	Asm		3.00			2.8784	.2878	3.1662	3.1662
Throwout Bearing	P 1	Steel	Purch Finished	Asm		.67			2.6800	.2680	1.9480	2.9480
Fasteners	P	Steel	Purch Finished	Asm		.24			.0960	.0096	.1056	.1056
SUBTOTALS: CLUTCH						14.41			10.5689	1.0568	11.6257	11.6257
MATERIAL COST TOTAL						279.82	278.77	46.7041	54.7989	5.4713	107.4393	170.1492

MATERIALS STUDY

1976 AUDI

Page 1 of 16

Vehicle -

XI

PRODUCT - 30-TRANSMISSION-DIFFERENTIAL PPG VII

TASK NO. -

Part Description	No. Oper. Usage	ANALYSIS			WEIGHT #		DIRECT MATERIAL COST (\$)					Total Var. Mfg. Cost	
		Material Grade	Form	Cond.	Rough	Fin.	Raw	Scrap	Other	Vendor Profit	Total		
Gear, Ring	14	Steel	Purchase Forging	Machining	7.55	5.50	7.5000	.1500				7.6500	11.0591
Housing, Differential	20	Steel	Purchase Casting	Machining	9.00	8.00	7.7639	.0900				7.8539	9.5064
Crown Wheel Screw	1	Steel	Purchase Finished			.51			.2050			.2260	.2260
Hex.Head 3/8-24 X 5/8"	26	Steel	Forge Billet	Machining	1.00	.66	.3508	.0070				.3578	4.5470
Gear, Small	1	Steel	Purchase Finished			.02			.0360			.0400	.0400
Washer, Thrust	5	Steel	Bar	Machining	.56	.49	.2186	.0022				.2208	.6884
Pin, Bevel Gear	1	Steel	Purchase Finished			.01			.0040			.0044	.0044
Pin, Tubular Key	1	Steel	Purchase Finished			.73			10.0600		1.0100	11.0700	11.0700
Bearing,Taper Roller-Left	1	Steel	Purchase Finished			.52			9.1000		.9000	10.0000	10.0000
Bearing,Taper Roller-Right	1	Steel	Purchase Finished			.01			.0090		.0010	.0100	.0100
Taper Roller	2	Nylon Plastic	Pellet	Mold	.03	.03	.0264	.0003				.0267	.0365
Shim.Bearing, Left	1	Rubber	Purchased Finished			.08			.0486		.0048	.0534	.0534

MATERIALS STUDY

Vehicle - 1976 AUDI

Page 2 of 16

PRODUCT - 30-TRANSMISSION-DIFFERENTIAL PPG VII

TASK NO. - XI

Part Description	No. Oper. Usage	ANALYSIS			WEIGHT #		DIRECT MATERIAL COST (\$)					Total Var. Mfg. Cost
		Material Grade	Form	Cond.	Rough	Fin.	Raw	Scrap	Other	Vendor Profit	Total	
Spring, Radial Shaft Seal	1	Spring Steel	Purchase Finished			.01			.0540	.0060		.0600
Gear, Large	24	Steel	Billet Machining	Forge	4.17	1.43	1.4596	.0292				1.4888
Washer, Thrust	1	Steel	Purchase Finished			.03			.0540	.0060		.0600
Nut	4	Steel	Bar Machining		.31	.21	.0620	.0006				.0626
5/16" X 3 1/4" Screw- (Flanged Shaft)	1	Steel	Purchase Finished			.14			.0566	.0056		.0622
Shaft, Flanged	22	Gray Iron	Purchase Casting	Machining	6.00	4 76	2.5000	.0500				2.5500
Taper Roller Shim-Bearing, Right	1	Steel	Purchase Finished			.01			.0090	.0010		.0100
Speedometer Drive Bushing-Gear	1	Aluminum	Bar Machining		.18	.06	.2005	.0020				.2025
Gear-Speedometer Drive	1	Plastic	Pellet Mold		.02	.02	.0143	.0001				.0144
Spacer (Flanged Shaft)	12	Steel	Strip Stamping		.32	.15	.0642	.0006				.0648
Magnet	1	Sintered Metal	Purchase Finished			.05			.0392	.0040		.0432
Pin-Tubular Key	1	Steel	Purchase Finished			.01			.0050	.0005		.0055

MATERIALS STUDY

Vehicle - 1976 AUDI

Page 3 of 16

PRODUCT - 30-TRANSMISSION-DIFFERENTIAL PPG VII

TASK NO. -

XI

Part Description	No. Oper. Usage	ANALYSIS			WEIGHT #		DIRECT MATERIAL COST (\$)					Total Var. Mfg. Cost	
		Material Grade	Form	Cond.	Rough	Fin.	Raw	Scrap	Other	Vendor Profit	Total		
5/16"X2"	1	Steel	Purchase Finished			.46			.1854	.0189		.2043	
Hex Head Screw -													
SUBTOTAL-DIFFERENTIAL					29.14	23.90	20.1603	.3320	19.8658	1.9832	42.3413	61.7076	
MAINSHAFT	22	Steel	Purchase Forging	Machining	10.22	5.30	7.0224	.1404			7.1628	16.1730	
Cage, Needle-Sliding Gear	1	Steel	Purchase Finished			.06			1.0100	.1000	1.1100	1.1100	
Sliding - 3rd Gear, Speed	7	Gray Iron	Purchase Casting	Machining	1.90	1.74	3.8000	.0760			3.8760	6.5934	
Synchronizing-Ring, 1st/4th Speed	6	Brass	Bar	Machining	1.38	.39	1.5706	.0158			1.5864	2.4088	
Spring, Lock- 1st/4th Speed	4	Spring Steel	Coil	Stamping	.01	.01	.0092	.0002			.0094	.0226	
Synchronizer-Lock, 3rd/4th Speed	9	Steel	Coil	Stamping	.02	.02	.0042				.0042	.0306	
Operating - For Sleeve, Synchronizer	6	Gray Iron	Purchase Casting	Machining	.70	.69	1.3724	.0274			1.3998	2.7741	
3rd/4th Synchronizer-Speed	4	Gray Iron	Purchase Casting	Machining	1.15	.85	2.3000	.0460			2.3460	4.0064	
Ring, Snap	4	Spring Steel	Coil	Stamping	.04	.01	.0069	.0003			.0272	.0391	

MATERIALS STUDY

1976 AUDI

Page 4 of 16

PRODUCT - 30-TRANSMISSION-DIFFERENTIAL PPG VII

Vehicle -

XI

TASK NO. -

Part Description	No. Oper. Usage	ANALYSIS			WEIGHT #		DIRECT MATERIAL COST (\$)					Total Var. Mfg. Cost	
		Material Grade	Form	Cond.	Rough	Fin.	Raw	Scrap	Other	Vendor Profit	Total		
Gear- Sliding-4th Speed	8	Gray	Purchase				6.6000	.1320				6.7320	10.0010
4th Speed	1	Iron	Casting	Machining	3.30	2.94							
Cage, Needle-Sliding Gear	1	Steel	Purchased			.05			1.2000	.1200		1.3200	1.3200
Washer, Thrust	4	Steel	Coil	Stamping	.16	.05	.0326	.0003				.0329	.0508
Circlip	2	Spring	Coil	Stamping	.06	.01	.0111	.0001				.0112	.0162
Sleeve, Needle-Main Shaft	1	Steel	Purchase			.01			1.9100	.1900		2.1000	2.1000
Bushing-Mainshaft, Front	1	Steel	Purchase			.02			.0900	.0100		.1000	.1000
Seal, Radial-Mainshaft	1	Steel	Purchase			.01			.1640	.0160		.1800	.1800
Bearing, Grooved-Main Shaft	1	Steel	Purchase			.01			5.8000	.5700		6.3700	6.3700
Circlip-Main Shaft, Rear	2	Spring	Coil	Stamping	.03	.01	.0063	.0001				.0064	.0126
Washer	2	Steel	Coil	Stamping	.08	.05	.0156	.0002				.0158	.0217
Hex Head Screw	1	Steel	Purchase			.02			.0087	.0009		.0096	.0096
SUBTOTAL- MAIN SHAFT					19.05	12.24	22.7713	.4388	10.1827	1.0069	34.3997	53.3395	53.3395

MATERIALS STUDY

Vehicle - 1976 AUDI

Page 5 of 16

PRODUCT - 30-TRANSMISSION-DIFFERENTIAL PPG VII

TASK NO. - XI

Part Description	No. Oper. Usage	ANALYSIS			WEIGHT #		DIRECT MATERIAL COST (\$)					Total Var. Mfg. Cost	
		Material Grade	Form	Cond.	Rough	Fin.	Raw	Scrap	Other	Vendor Profit	Total		
Case-Transmission	2	Aluminum	Purchase Casting	Machining	30.00	28.75	30.0000	.6000				30.6000	31.1711
SUBTOTAL-TRANS CASE					30.00	28.75	30.0000	.6000				30.6000	31.1711
Shaft-Drive Pinion	19	Steel	Purchase Forging	Machining	8.90	5.25	4.0050	.0801				4.0851	10.0835
Shim-.010"	1	Steel	Coil	Stamping	.04	.01	.0171	.0002				.0173	.0215
Shim-.025"	1	Steel	Coil	Stamping	.22	.01	.0444	.0004				.0448	.0490
Radial Taper-Bearing, Drive Shaft, FRT	1	Steel	Purchase Finished			1.00			12.6800	1.2700		13.9500	13.9500
Gear-4th Speed	6	Gray Iron	Purchase Casting	Machining	1.00	.96	2.0000	.0400				2.0400	3.6107
Circlip-4th Speed	2	Spring Steel	Coil	Stamping	.23	.04	.0453	.0005				.0458	.0544
Gear-3rd Speed	5	Gray Iron	Purchase Casting	Machining	1.51	1.50	3.0200	.0604				3.0804	4.5253
Circlip-3rd Speed	2	Spring Steel	Coil	Stamping	.06	.01	.0111	.0001				.0112	.0162
Cage, Needle-2nd Speed	1	Steel	Purchase Finished			.02			1.0100	.1000		1.1100	1.1100

MATERIALS STUDY

Vehicle -

1976 AUDI

Page 6 of 16

PPG VII

TASK NO. -

XI

Page 6 of 16

PRODUCT - 30-TRANSMISSION-DIFFERENTIAL

Part Description	No. Oper/Usage	ANALYSIS			WEIGHT #		DIRECT MATERIAL COST (\$)					Total Var. Mfg. Cost	
		Material Grade	Form	Cond.	Rough	Fin.	Raw	Scrap	Other	Vendor Profit	Total		
Gear, Sliding-2nd Speed	7	Gray Iron	Purchase Casting	Machining	1.50	1.22	3.0000	.0600				3.0600	5.4774
Synchronizing-1st/ Ring, 4th Speed	6	Brass	Bar	Machining	1.38	.40	1.5706	.0157				1.5863	2.4086
1st to 4th Spring-Speed Lock	4	Spring Steel	Coil	Stamping	.01	.01	.0092	.0002				.0094	.0226
Synchronizer, 1st/ Lock-2nd Speed	9	Steel	Coil	Stamping	.03	.02						.0054	.0318
1st/2nd Synchronizer-Speed	4	Gray Iron	Purchase Casting	Machining	1.70	1.48	3.4000	.0680				3.4680	5.5108
Operating-Sleeve, Synchronizer	5	Gray Iron	Purchase Casting	Machining	1.40	1.32	2.8000	.0560				2.8560	4.4491
1st to 2nd Spring-Speed Lock	1	Spring Steel	Purchase Finished			.01				.0226		.0226	.0226
Synchronizer-Ring, 1st to 2nd Speed	6	Brass	Bar	Machining	1.38	.40	1.5706	.0157				1.5863	2.4086
Drive Shaft Ring, Snap-Pinion	4	Spring Steel	Coil	Stamping	.05	.01	.0375	.0004				.0379	.0499
1st Speed Cage, Needle-Sliding Gear	1	Steel	Purchase Finished			.20				.9820	.0980	1.0800	1.0800
Gear, Sliding-1st Speed	8	Gray Iron	Purchase Casting	Machining	3.20	2.94	6.2000	.1240				6.3240	10.4614
Radial Taper-Bearing, Driveshaft, Rear	1	Steel	Purchase Finished			.90				10.0650	1.0050	11.0700	11.0700

MATERIALS STUDY

Vehicle - 1976 AUDI

PRODUCT - 30-TRANSMISSION-DIFFERENTIAL PPG VII

TASK NO. - XI

Page 7 of 16

Part Description	No. Oper. Usage	ANALYSIS			WEIGHT #		DIRECT MATERIAL COST (\$)					Total Var. Mfg. Cost	
		Material Grade	Form	Cond.	Rough	Fin.	Raw	Scrap	Other	Vendor Profit	Total		
Washer	2	Steel	Coil	Stamping	.08	.05	.0156	.0002				.0158	.0217
Hex Head Screw	1	Steel	Purchase Finished			.03			.0273			.0300	.0300
DRIVE SHAFT PINION					22.59	17.79	27.7518	.5219	24.7869	2.4757	55.5363		76.4651
Washer, Flat-5/16"	1	Steel	Purchase Finished			.01			.0026			.0026	.0026
Hex Nut-5/16-24	1	Steel	Purchase Finished			.01			.0042			.0042	.0042
5/16-24X Hex Head Bolt-1 5/8"	1	Steel	Purchase Finished			.04			.0153	.0015	.0168	.0168	.0168
Lock, Guide	1	Steel	Bar	Machining	.24	.09	.0611	.0006				.0617	.2689
Guide	6	Steel	Coil	Stamping	.29	.16	.0474	.0006				.0479	.3554
GUIDE & LOCK ASSEMBLY					.53	.31	.1085	.0011	.0221	.0015	.1332		.6479
SUBTOTAL:													

MATERIALS STUDY

Vehicle - 1976 AUDI

Page 8 of 16

PRODUCT - 30-TRANSMISSION-DIFFERENTIAL PPG VII

Task NO. - XI

Part Description	No. Oper. Usage	ANALYSIS			WEIGHT #		DIRECT MATERIAL COST (\$)					Total Var. Mfg. Cost
		Material Grade	Form	Cond.	Rough	Fin.	Raw	Scrap	Other	Vendor Profit	Total	
Selector Shaft	1	Steel	Bar	Machining	1.18	1.17	.2824	.0028				.4517
Selector	2	Steel	Strip	Stamping	.50	.35	.0742	.0008				.0834
SELECTOR SHAFT ASSEMBLY					1.68	1.52	.3566	.0036				.5351
Plug	1	Steel	Purchase Finished			.01			.0027	.0003		.0030
Seal	1	Steel	Purchase Finished			.01			.0045	.0005		.0050
Screw, Stop	1	Steel	Purchase Finished			.01			.0270	.0030		.0300
Selector Fork, Guide-1st/2nd	4	Gray Iron	Purchase Casting	Machining	.50	.18	.5000	.0100				1.1975
Fork, Selector-1st/2nd	2	Gray Iron	Purchase Casting	Machining	1.00	.36	2.4000	.0480				2.7996
Rod, Selector-1st/2nd	7	Steel	Bar	Machining	.89	.65	.1966	.0020				1.1509
SELECTOR-SUB-ASSEMBLY-1st/2nd					2.39	1.22	3.0966	.0600	.0342	.0038		3.1946
SUBTOTAL:												5.1860

MATERIALS STUDY

Vehicle -

1976 AUDI

PRODUCT - 30-TRANSMISSION-DIFFERENTIAL PPG VII

TASK NO. - XI

Page 9 of 16

Part Description	No. Oper./Usage	ANALYSIS			WEIGHT #		DIRECT MATERIAL COST (\$)					Total Var. Mfg. Cost	
		Material Grade	Form	Cond.	Rough	Fin.	Raw	Scrap	Other	Vendor Profit	Total		
Plug	1	Steel	Purchase Finished			.01			.0027	.0003		.0030	.0030
Adapter-Selector Lock	1	Steel	Purchase Finished			.01			.0018	.0002		.0020	.0020
Key, Tubular	1	Steel	Purchase Finished			.01			.0046	.0004		.0050	.0050
Selector Rod-Guide-3rd/4th Speed	4	Gray Iron	Purchase Casting	Machining	.35	.11	.3500	.0070				.3570	1.0445
Rod, Selector-Speed 3rd/4th	9	Steel	Bar	Machining	.98	.70	.2158	.0022				.2180	1.4055
SELECTOR SUB-ASSEMBLY													
SUBTOTAL:3rd/4th SPEED							.5658	.0092	.0091	.0009		.5850	2.4600
Gear, Reverse	4	Gray Iron	Purchase Casting	Machining	.90	.76	1.8000	.0360				1.8360	3.4334
Sleeve-Reverse Gear	1	Steel	Purchase Finished			.05			.1820	.0180		.2000	.2000
Shaft-Reverse Gear	4	Steel	Bar	Machining	.53	.47	.2391	.0024				.2415	.6021
REVERSE GEAR													
SUBTOTAL:SUB-ASSEMBLY							2.0391	.0384	.1820	.0180		2.2775	4.2355

Part Description	No. Oper.	ANALYSIS			WEIGHT #		DIRECT MATERIAL COST (\$)					Total Var. Mfg. Cost	
		Material Grade	Form	Cond.	Rough	Fin.	Raw	Scrap	Other	Vendor Profit	Total		
Washer	1	Steel	Purchase Finished			.01			.0018	.0002		.0020	.0020
Hex Head Screw	1	Steel	Purchase Finished			.01			.0045	.0005		.0050	.0050
Lock	1	Steel	Bar	Machining	.01	.01	.0007					.0007	.0062
Rod, Selector-Reverse Gear	9	Steel	Bar	Machining	.94	.67	.2062	.0021				.2083	1.4167
REVERSE GEAR OPERATIONAL SUBTOTAL: LEVER ROD					.95	.70	.2069	.0021	.0063	.0007		.2160	1.4299
Nut, Round	1	Steel	Bar	Machining	.04	.02	.0096	.0001				.0097	.1762
Reverse Lever, Operating-Gear	1	Steel	Strip	Stamping	.58	.30	.1163	.0012				.1175	.1276
Selector	1	Steel	Strip	Stamping	.11	.05	.0163	.0002				.0165	.0207
Shaft, Selector	4	Steel	Bar	Machining	.65	.60	.1439	.0014				.1453	1.0348
SELECTOR SHAFT & REVERSE GEAR SUBTOTAL: LEVER					1.38	.97	.2861	.0029				.2890	1.3593

MATERIALS STUDY

Vehicle -

1976 AUDI

PRODUCT - 30-TRANSMISSION-DIFFERENTIAL PPG VII

TASK NO. -

XI

Page 11 of 16

Part Description	No. Oper. Usage	ANALYSIS		WEIGHT #		DIRECT MATERIAL COST (\$)					Total Var. Mfg. Cost		
		Material Grade	Form	Cond.	Rough	Fin.	Raw	Scrap	Other	Vendor Profit		Total	
Circlip	1	Spring Steel	Purchase Finished			.01			.0006			.0006	.0006
Washer	1	Steel	Purchase Finished			.02			.0075		.0008	.0083	.0083
Spring	3	Spring Steel	Coil	Stamping	.01	.01	.0081	.0001				.0082	.0187
SUBTOTAL: SELECTOR SHAFT					.01	.04	.0081	.0001			.0008	.0171	.0276
Detent-Small	1	Sintered Metal	Purchase Finished			.01			.0009		.0001	.0010	.0010
Detent-Large	1	Sintered Metal	Purchase Finished			.01			.0091		.0009	.0100	.0100
Plug, Magnetic	1	Steel	Purchase Finished			.03			.0360		.0040	.0400	.0400
Bolt, Swivel	2	Steel	Bar	Machining	.08	.03	.0247	.0002				.0249	.1937
Switch	1	Aluminum Steel-COP-Plastic	Purchase Finished			.38			.3635		.0365	.4000	.4000
Bracket-Transmission	2	Steel	Coil	Stamping	.06	.05	.0111	.0001				.0112	.0191
Washer-Drain Plug	1	Aluminum	Coil	Stamping	.01	.01	.0032					.0032	.0068

Part Description	No. Oper. Usage	ANALYSIS			WEIGHT #		DIRECT MATERIAL COST (\$)				Total Var. Mfg. Cost	
		Material Grade	Form	Cond.	Rough	Fin.	Raw	Scrap	Other	Vendor Profit		Total
Plug, Drain	1	Steel	Bar	Machining	.40	.20	.1394	.0014			.1408	.3626
SWITCH & DRAIN PLUG					.55	.72	.1784	.0017	.4095	.0415	.6311	1.0332
Cover, Shift Rod	1	Aluminum	Purchase Casting	Machining	.20	.16	.5000	.0100			.5100	.8890
Hex Head Bolt & Washer	1	Steel	Purchase Finished			.01			.0064	.0006	.0070	.0070
Retainer-Guide	2	Steel	Coil	Stamping	.10	.03	.0199	.0002			.0201	.0275
Guide	1	Nylon Plastic	Pellet	Mold	.07	.06	.0706	.0007			.0713	.0943
SUBTOTAL: GUIDE ASSEMBLY					.37	.26	.5905	.0109	.0064	.0006	.6084	1.0178
Vent Tube	1	Rubber	Purchase Finished			.01			.0910	.0090	.1000	.1000
Vent	1	Rubber	Purchase Finished			.01			.0028	.0003	.0031	.0031
Plug, Upper (Cover)	1	Steel	Coil	Stamping	.26	.19	.0512	.0005			.0517	.0599

MATERIALS STUDY

1976 AUDI

Vehicle -

30-TRANSMISSION-DIFFERENTIAL PPG VII

PRODUCT -

XI

Page 13 of 16

Part Description	No. Oper. Usage	ANALYSIS			WEIGHT #		DIRECT MATERIAL COST (\$)					Total Var. Mfg. Cost
		Material Grade	Form	Cond.	Rough	Fin.	Raw	Scrap	Other	Vendor Profit	Total	
VENT & SUBTOTAL: UPPER PLUG					.26	.21	.0512	.0005	.0938	.0093	.1548	.1630
Detent	1	Steel	Tubing	Machining	.03	.02	.0032				.0032	.0124
Spring	2	Spring Steel	Coil	Stamping	.01	.01	.0029				.0029	.0073
Shift Guide	1	Nylon Plastic	Pellet	Mold	.02	.02	.0178	.0002			.0180	.0371
Bushing	1	Nylon Plastic	Pellet	Mold	.01	.01	.0102	.0001			.0103	.0294
Seal	1	Plastic	Pellet	Mold	.01	.01	.0017	.0001			.0018	.0095
Tension-Shift Spring, Rod #2	3	Spring Steel	Coil	Stamping	.06	.06	.0418	.0004			.0422	.0766
Clip	3	Spring Steel	Coil	Stamping	.01	.01	.0031				.0031	.0079
Tubular Key	1	Steel	Purchase Finished			.01		.0054	.0006		.0060	.0060
Plug, Seal	1	Rubber	Purchase Finished			.01		.0450	.0050		.0500	.0500
SUBTOTAL: DETENT, SEAL, PLUG					.15	.16	.0807	.0008	.0504	.0056	.1375	.2362

MATERIALS STUDY

1976 AUDI

Vehicle -

Page 14 of 16

PRODUCT - 30-TRANSMISSION-DIFFERENTIAL PPG VII

TASK NO. -

XI

Part Description	No. Oper. Usage	ANALYSIS			WEIGHT #		DIRECT MATERIAL COST (\$)					Total Var. Mfg. Cost	
		Material Grade	Form	Cond.	Rough	Fin.	Raw	Scrap	Other	Vendor Profit	Total		
Hex Nut	1	Steel	Purchase Finished			.01			.0036	.0004		.0040	.0040
Bushing	1	Nylon Plastic	Pellet	Mold	.01	.01	.0046					.0046	.0238
Connector-Hand Thread Right & Left	3	Steel	Bar	Machining	.07	.03	.0203	.0002				.0205	.3056
Turn Buckle Stem-LH	1	Steel	Bar	Matching	.01	.01	.0027					.0027	.0220
Turn Buckle Head-LH	1	Steel	Tubing	Machining	.02	.01	.0089	.0001				.0090	.0733
Turn Buckle Stem-RH	1	Steel	Bar	Machining	.01	.01	.0034	.0001				.0035	.0228
Turn Buckle Head-RH	1	Steel	Tubing	Machining	.02	.01	.0089	.0001				.0090	.0733
TURN BUCKLE-SHIFT ARM SUBTOTAL:					.14	.09	.0488	.0005	.0036	.0004		.0533	.5248
Seal-End Cover	1	Rubber	Purchase Finished			.02			.0900	.0100		.1000	.1000
Differential Cover, Side-Flange	4	Aluminum	Purchase Casting	Machining	4.25	3.73	4.2500	.0850				4.3350	4.9848
Pin, Dowell	2	Steel	Bar	Machining	.28	.25	.0836	.0008				.0844	.3624

MATERIALS STUDY

Vehicle - 1976 AUDI

PRODUCT - 30-TRANSMISSION-DIFFERENTIAL PPG VII

Page 15 of 16

TASK NO. - XI

Part Description	No. Oper. Usage	ANALYSIS		WEIGHT #		DIRECT MATERIAL COST (\$)					Total Var. Mfg. Cost		
		Material Grade	Form	Cond.	Rough	Fin.	Raw	Scrap	Other	Vendor Profit		Total	
Cover, Transmission	2	Gray Iron	Purchase Casting	Machining	14.00	11.75	4.2000	.1260				4.3260	4.9366
9/32" X Hex Head Bolt-1 3/8"	1	Steel	Purchase Finished			.91			.3296	.0329		.3625	.3625
Washer, Flat-9/32"	1	Steel	Purchase Finished			.06			.0225	.0025		.0250	.0250
Washer, Flat-15/32"	1	Steel	Purchase Finished			.12			.0451	.0044		.0495	.0495
Hex Nut-15/32"	1	Steel	Purchase Finished			.33			.1210	.0120		.1330	.1330
15/32" X Hex Head Bolt-2 11/16"	1	Steel	Purchase Finished			1.57			.5690	.0580		.6270	.6270
3/8" X Hex Head Bolt-7/8"	1	Steel	Purchase Finished			.10			.0360	.0036		.0396	.0396
Washer, Flat-3/8"	1	Steel	Purchase Finished			.02			.0072	.0008		.0080	.0080
Hex Nut-1/4"	1	Steel	Purchase Finished			.03			.0090	.0010		.0100	.0100
Washer, Star-1/4"	1	Steel	Purchase Finished			.01			.0009	.0003		.0012	.0012
1/4" X Hex Head Bolt-2 3/16"	1	Steel	Purchase Finished			.11			.0393	.0039		.0432	.0432
3/8" X Hex Head Bolt-13/16"	1	Steel	Purchase Finished			.15			.0534	.0054		.0588	.0588

Part Description	No. Oper. Usage	ANALYSIS		WEIGHT #		DIRECT MATERIAL COST (\$)					Total Var. Mfg. Cost	
		Material Grade	Form	Cond.	Rough	Fin.	Raw	Scrap	Other	Vendor Profit		Total
COVER & COMPONENTS					18.53	19.16	8.5336	.2118	1.3230	.1348	10.2032	11.7416

MATERIALS STUDY

Vehicle - 1976 AUDI

PRODUCT - 30-TRANSMISSION-DIFFERENTIAL PPG VII

TASK NO. - XI

Page 16A of 16

Part Description	No. Oper. Usage	ANALYSIS			WEIGHT #		DIRECT MATERIAL COST (\$)					Total Var. Mfg. Cost
		Material Grade	Form	Cond.	Rough	Fin.	Raw	Scrap	Other	Vendor Profit	Total	
SUBTOTAL: DIFFERENTIAL					29.14	23.90	20.1603	.3320	19.8658	1.9832	42.3413	61.7076
SUBTOTAL: MAINSHAFT					19.05	12.24	22.7713	.4388	10.1827	1.0069	34.3997	53.3395
TRANSMISSION CASE					30.00	28.75	30.0000	.6000			30.6000	31.1711
DRIVE SHAFT					22.59	17.79	27.7518	.5219	24.7869	2.4757	55.5363	76.4651
PINION					.53	.31	.1085	.0011	.0221	.0015	.1332	.6479
GUIDE & LOCK					1.68	1.52	.3566	.0036			.3602	.5351
SELECTOR SHAFT ASSEMBLY					2.39	1.22	3.0966	.0600	.0342	.0038	3.1946	5.1860
SELECTOR					1.33	.84	.5658	.0092	.0091	.0009	.5840	2.4600
SUB-ASSEMBLY					1.43	1.28	2.0291	.0384	.1820	.0180	2.2775	4.2355
REVERSE GEAR					.95	.70	.2069	.0021	.0063	.0007	.2160	1.4299
OPERATIONAL LVR					1.38	.97	.2861	.0029			.2890	1.3593
REVERSE GEAR					.01	.04	.0081	.0001	.0081	.0008	.0171	.0276
SELECTOR SHAFT												
SELECTOR SHAFT												

MATERIALS STUDY

1976 AUDI

Vehicle - _____
 TASK NO. - XI Page 16B of 16

PRODUCT - 30-TRANSMISSION-DIFFERENTIAL PPG VII

Part Description	No. Oper. Usage	ANALYSIS			WEIGHT #				DIRECT MATERIAL COST (\$)				Total Var. Mfg. Cost
		Material Grade	Form	Cond.	Rough	Fin.	Raw	Scrap	Other	Vendor Profit	Total		
SWITCH & DRAIN PLUG					.55	.72	.1784	.0017	.4095	.0415	.6311	1.0332	
SUBTOTAL: GUIDE ASSEMBLY					.37	.26	.5905	.0109	.0064	.0006	.6084	1.0178	
VENT & UPPER PLUG					.26	.21	.0512	.0005	.0938	.0093	.1548	.1630	
DETENT, SEAL, PLUG					.15	.16	.0807	.0008	.0504	.0056	.1375	.2362	
TURNBUCKLE-SHIFT ARM					.14	.09	.0488	.0005	.0036	.0004	.0533	.5248	
COVER & COMPONENTS					18.53	19.16	8.5336	.2118	1.3230	.1348	10.2032	11.7416	
GRAND TOTAL					130.48	110.16	116.8343	2.2363	56.9839	5.6837	181.7372	253.2812	

MATERIALS STUDY

Vehicle - 1975 CHEVELLE

TASK NO. - XI

Page 1 of 17

PRODUCT - PPG VII: 30-ENGINE

Part Description	No. Oper. Usage	ANALYSIS			WEIGHT #			DIRECT MATERIAL COST (\$)					Total Var. Mfg. Cost
		Material Grade	Form	Cond.	Rough	Fin.	Raw	Scrap	Other	Vendor Profit	Total		
TOTAL 30-ENGINE					511.02	467.23	60.1389	.5925	30.3639	3.1881	103.8834	172.1232	
Cylinder Block (Casting)	5 / 1	Gray Iron	Pig Iron Casting	C.I. Casting	143.00	129.00	11.4400	.1144	-	-	11.5544	32.8900	
Main Bearing Cap (Casting)	P / 6	C.I.	Purchased Casting	Machining	-	7.02	-	-	1.6800	.1680	1.8480	1.8480	
Thrust Bearing Cap (Casting)	P / 6	C.I.	Purchased Casting	Machining	-	1.52	-	-	.4600	.0460	.5060	.5060	
Bolt	P / 14	Steel	Purchased Finished	Assemble	-	1.83	-	-	.7320	.0732	.8052	.8052	
Plug	1 / 2	Steel	Crs Strip Coil	Stamping	.31	.16	.0470	.0004	-	-	.0474	.0876	
Cover-Bell Housing	1 / 1	Steel	Crs Strip Coil	Stamping	1.31	.64	.1963	.0020	-	-	.1983	.2308	
Seal-Crankshaft Rear Bearing	P / 1	Rubber & Steel	Purchased Finished	Assemble	-	.05	-	-	.1200	.0120	.1320	.1320	
Cover-Cover Assy.-Crankcase Front End	4 / 1	Steel	Crs Strip Coil	Stamping	1.83	1.13	.2749	.0028	-	-	.2777	.3955	
Pointer-Cover Assy.-Crankcase Front End	1 / 1	Steel	Crs Strip Coil	Stamping	.05	.02	.0071	.0001	-	-	.0072	.0119	
Reinforcement-Cover Assy.-Crankcase Front End	1 / 1	Steel	Crs Strip Coil	Stamping	.13	.09	.0196	.0002	-	-	.0198	.0265	
Weld Nut	P / 1	Steel	Purchased Finished	Assemble	-	.01	-	-	.0026	.0002	.0028	.0028	

MATERIALS STUDY

Vehicle - 1975 CHEVELLE

2 of 17

PRODUCT - PPG VII: 30-ENGINE

TASK NO. - XI

Part Description	No. Oper. Usage	ANALYSIS			WEIGHT #		DIRECT MATERIAL COST (\$)					Total Var. Mfg. Cost
		Material Grade	Form	Cond.	Rough	Fin.	Raw	Scrap	Other	Vendor Profit	Total	
30-ENGINE (CONTINUED)												
Gasket-Cover Assy. Crankcase Front End	P 1 Set	Paper	Purchased Finished	Assemble	-	.02	-	-	.1000	.0100	.1100	.1100
Seal Assy-Cover Assy. Crankcase Front End	P 1	Rubber	Purchased Finished	Assemble	-	.04	-	-	.1500	.0150	.1650	.1650
Cover-Push Rod	1 2	Steel	Strip Coil	Stamping	1.38	1.12	.2084	.0020	-	-	.2104	.2254
Gasket-Push Rod	P 2	Comp. Cork	Purchased Finished	Assemble	-	.04	-	-	.2500	.0250	.2750	.2750
Dip Stick-Tube	P 1	Erw Stl Tubing	Finished	Assemble	-	-	-	-	.1600	.0160	.1760	.1760
Dip Stick-Oil Level	P 1	Stl	Finished	Assemble	-	.08	-	-	.2350	.0235	.2585	.2585
Fasteners	P -	Stl	Finished	Assemble	-	.30	-	-	.1538	.0016	.1554	.1554
SUBTOTALS: CYLINDER BLOCK ASSY.	-	--	--	--	148.01	143.07	12.1933	.1219	4.0434	.3905	16.7491	38.3020
Crankshaft (Casting)	3 1	Grey Iron	Pig Iron	C.I. Casting	72.00	65.00	5.7600	.0576	-	-	5.8176	9.6012
Gear	5 1	Grey Iron	Pig Iron Casting	Machining	1.40	1.17	.1120	.0011	-	-	.1131	.7951

MATERIALS STUDY

Vehicle - 1975 CHEVELLE

3 of 17

PRODUCT - PG. VII: 30-ENGINE

TASK NO. - XI

Part Description	No. Oper. Usage	ANALYSIS			WEIGHT #		DIRECT MATERIAL COST (\$)					Total Var. Mfg. Cost
		Material Grade	Form	Cond.	Rough	Fin.	Raw	Scrap	Other	Vendor Profit	Total	
30-ENGINE (CONTINUED)												
Insert-Crankshaft	P 1	Bronze	Purchased Finished	Assemble	-	-	-	.4000	.0400	.4400	.4400	.4400
Key-Crankshaft	P 2	Steel	Purchased Finished	Assemble	-	.02	-	.1000	.0100	.1100	.1100	.1100
Balancer-Crankshaft	P 1	C.I. & Rubber	Purchased Finish	Machining & Assemble	9.1	8.25	.7280	.0072	.0462	.7814	.7814	2.3015
SUBTOTALS: CRANKSHAFT	-	-	-	Machining	82.50	74.44	6.6000	.0659	.5462	7.2621	7.2621	13.2478
Piston	P 6	Aluminum	Die Cast	Machining	8.40	7.62	4.0236	.0402	-	4.0638	4.0638	7.5996
Piston Ring (Set/4)	P 6	Steel	Purchased Finished	Assemble	-	.72	-	-	1.9296	.1932	2.1228	2.1228
Pin	P 6	Steel	Purchased Finished	Assemble	-	1.86	-	-	2.3400	.2340	2.5740	2.5740
SUBTOTALS: PISTON	-	-	-	-	8.40	10.20	4.0236	.0402	4.2696	.4272	8.7606	12.2964

MATERIALS STUDY

Vehicle - 1975 CHEVELLE

4 of 17

PRODUCT - PPG VII; 30-ENGINE

TASK NO. - XI

Part Description	No. Oper.	ANALYSIS			WEIGHT #		DIRECT MATERIAL COST (\$)					Total Var. Mfg. Cost	
		Usage	Material Grade	Form	Cond.	Rough	Fin.	Raw	Scrap	Other	Vendor Profit		Total
30-ENGINE (CONTINUED)													
Connecting Rod	20	6	Steel Forging	Steel Machining		8.94	6.72	1.7874	.0180	-	-	1.8054	13.3650
Pasteners	P	-	Steel	Purchased Assemble		-	.84	-	-	.4836	.0492	.5328	.5328
SUBTOTALS: CONNECTING ROD													
Bearing Shell-Main	P	6	Babbit & Steel	Purchased Assemble		-	.96	-	-	2.8596	.2862	3.1458	3.1458
Bearing Shell-Thrust	P	1	Babbit & Steel	Purchased Assemble		-	.34	-	-	.5670	.0567	.6237	.6237
Bearing Shell-Conv. Rod	P	6	Babbit & Steel	Purchased Assemble		-	.60	-	-	1.2666	.1266	1.3932	1.3932
Bearing Shell-Cam-shaft	P	4	Steel	Purchased Assemble		-	.40	-	-	.7200	.0720	.7920	.7920
SUBTOTALS: SHELL, BEARING													

MATERIALS STUDY

Vehicle - 1975 CHEVELLE

TASK NO. - XI

PRODUCT - PPG VII: 30-ENGINE

5 of 17

Part Description	No. Oper. Usage	ANALYSIS			WEIGHT #		DIRECT MATERIAL COST (\$)					Total Var. Mfg. Cost	
		Material Grade	Form	Cond.	Rough	Fin.	Raw	Scrap	Other	Vendor Profit	Total		
30-ENGINE (CONTINUED)													
Flywheel	4	Grey Iron	Pig Iron Casting	Machining	31.13	28.30	3.4243	.0342	-	-	-	3.4585	7.0328
Ring Gear	3	Steel	HRP&O Stl Strip & Coil	Welding & Machining	1.96	1.45	.3915	.0039	-	-	-	.3954	1.0883
Fasteners	P	Steel	Purchased Finished	Assemble	-	.37	-	-	.1488	.0150	.1638	-	.1638
SUBTOTALS: FLYWHEEL	-	-	-	-	33.09	30.12	3.8158	.0381	.1488	.0150	4.0177	-	8.2849
Cylinder Head (Casting)	4	Grey Iron	Pig Iron Casting	C.I. Casting	100.00	90.50	8.000	.0800	-	-	-	8.0800	10.8772
Gasket	P	Steel Laminated	Purchased Finished	Assemble	-	.36	-	-	.3700	.0370	.4070	-	.4070
Lift Hook	1	Steel	Hestl Rod Coil	Stamping	.96	.63	.1441	.0014	-	-	-	.1455	.1804
Lift Hook w/Bolt	1	Steel	HRP&O Stl Bar Coil	Stamping		.49	.1660	.0017	.0090	.0009	.1776	-	.2200
Stud	P	Steel	Purchased Finished	Assemble	-	-	-	-	.4200	.0420	.4620	-	.4620
Fasteners	P	Steel	Purchased Finished	Assemble	-	.07	-	-	.0280	.0028	.0308	-	.0308

MATERIALS STUDY

Vehicle - 1975 CHEVELLE

6 of 17

PRODUCT - PPG VII: 30-ENGINE

TASK NO. - XI

Part Description	No. Oper.	ANALYSIS			WEIGHT #		DIRECT MATERIAL COST (\$)					Total Var. Mfg. Cost
		Material Grade	Form	Cond.	Rough	Fin.	Raw	Scrap	Other	Vendor Profit	Total	
30-ENGINE (CONTINUED)												
SUBTOTAL: CYLINDER HEAD	-	-	-	-	102.07	92.50	8.3101	.0831	.8270	.0827	9.3029	12.1774
Valve Intake Head	4	Steel	HRS Bar	Shearing & Hot Extruding	.90	.80	.3960	.0036	-	-	.3996	.9276
Valve Intake Stem	2	Steel	CDS Round Bar	Shearing & Machining	.66	.53	.1980	.0018	-	-	.1998	.5832
SUBTOTALS: VALVE, INTAKE	-	-	-	-	1.56	1.38	.5940	.0054	-	-	.5994	1.5108
Valve Exhaust Head	7	Steel	HRS Bar	Shearing & Hot Extruding	.90	.88	.7470	.0072	-	-	.7542	1.3026
Valve Exhaust Stem	2	Steel	CDS Round Bar	Shearing & Machining	.60	.50	.1800	.0018	-	-	.1818	.5652
SUBTOTALS: VALVE, EXHAUST	-	-	-	-	1.50	1.38	.9270	.0090	-	-	.9360	1.8678

MATERIALS STUDY

Vehicle - 1975 CHEVELLE

7 of 17

PRODUCT - PPG VII: 30-ENGINE

TASK NO. - XI

Part Description	No. Oper. Usage	ANALYSIS			WEIGHT #		DIRECT MATERIAL COST (\$)					Total Var. Mfg. Cost	
		Material Grade	Form	Cond.	Rough	Fin.	Raw	Scrap	Other	Vendor Profit	Total		
30-ENGINE (CONTINUED)													
Camshaft (Casting)	4	Gray Iron	Pig Iron	C. I. Casting	13.00	11.50	1.0400	.0104	-	-	-	1.0504	2.6751
Bearing-Camshaft Thrust	2	Steel	CO/STL Strip & Coil	Stamping & Hardening	.39	.13	.0586	.0005	-	-	-	.0591	.0895
Gear-Camshaft Timing	P	Plastic & Steel	Purchased & Finished	Assemble	-	.97	-	-	.8500	.0850	-	.9350	.9350
Key-Camshaft	P	Steel	Purchased & Finished	Assemble	-	.01	-	-	.0500	.0050	-	.0550	.0550
Rocker Arm	2	Steel	CO/STL Strip & Coil	Stamping & Hardening	5.64	2.52	.8460	.0084	-	-	-	.8544	1.6668
Spring Assy.-Valve (Intake & Exhaust)	P	Steel	Purchased & Finished	Assemble	-	2.04	-	-	2.0400	.2040	-	2.2440	2.2440
Cap-Valve Spring	1	Steel	CO/STL Bar	Cold Heading	.60	.60	.1320	.0012	-	-	-	.1332	.4512
Seal-Valve Spring	1	Steel	Crs Strip & Coil	Stamping	.72	.24	.1080	.0012	-	-	-	.1092	.3504
Key-Valve Stem	P	Steel	Purchased & Finished	Assemble	-	.07	-	-	.3600	.0360	-	.3960	.3960
Ball Unit-Push Rod Adjusting	1	Steel	CO/CD Steel Bar	Cold Heading	.48	.48	.1104	.0012	-	-	-	.1116	.4296
Rod-Valve Push	2	Steel	DOM Steel Tubing	CO & Swaging	1.80	1.80	.5400	.0048	-	-	-	.5448	.9120

Part Description	No. Oper	Usage	ANALYSIS		WEIGHT #		DIRECT MATERIAL COST (\$)					Total Var. Mfg. Cost
			Material Grade	Form	Cond.	Rough	Fin.	Raw	Scrap	Other	Vendor Profit	
30-ENGINE (CONTINUED)												
Nut-Push Rod Adjusting	P	12	Steel	Purchased Finished	Assemble	-	.36	-	-	.1800	.0180	.1980
Pin-Alignment	P	2	Steel	Purchased Finished	Assemble	-	.18	-	-	.0720	.0072	.0792
Oil-Sprayer	P	1	Steel	Purchased Finished	Assemble	-	.01	-	-	.1000	.0100	.1100
Fasteners	P	-	Steel	Purchased Finished	Assemble	-	.56	-	-	.2240	.0224	.2464
SUBTOTALS: VALVE TRAIN ASSEMBLY	-	-	-	-	-	22.63	21.47	2.8350	.0277	3.8760	.3876	7.1263
												10.8382
Cover-Valve Rocker Arm	6	1	Steel	Crs Strip Coil	Stampings	.30	2.94	.7955	.0080	-	-	.8035
Bracket	1	1	Steel	Crs Strip Coil	Stampings	.01	.01	.0009	-	-	-	.0009
Bracket	1	2	Steel	Crs Strip Coil	Stampings	.01	.01	.0012	-	-	-	.0012
Bracket	1	2	Steel	Crs Strip Coil	Stampings	.01	.01	.0060	-	-	-	.0060
Tube Cover Assy	2	2	Steel	Crs Strip Coil	Stampings	.18	.13	.0538	.0006	-	-	.0544

MATERIALS STUDY

Vehicle - 1975 CHEVELLE
TASK NO. - XI

PRODUCT - PPG VII: 30-ENGINE

9 of 17

Part Description	No. Oper. Usage	ANALYSIS			WEIGHT #			DIRECT MATERIAL COST (\$)				Total Var. Mfg. Cost	
		Material Grade	Form	Cond.	Rough	Fin.	Raw	Scrap	Other	Vendor Profit	Total		
30-ENGINE (CONTINUED)													
Gasket-Cover Assy. Valve Rocker Arm	P 1	Paper	Purchased Finished	Assemble	-	.13	-	-	.2000	.0200	.2200	.2200	.2200
Assy-Oil Filler Cap	P 1	Steel	Purchased Finished	Assemble	-	.09	-	-	.2000	.0200	.2200	.2200	.2200
Grommet	P 2	Rubber	Purchased Finished	Assemble	-	.04	-	-	.1000	.0100	.1100	.1100	.1100
Stud	P 3	Steel	Purchased Finished	Assemble	-	.09	-	-	.0390	.0039	.0429	.0429	.0429
Fasteners	P -	Steel	Purchased Finished	Assemble	-	.55	-	-	.2200	.0220	.2420	.2420	.2420
SUBTOTALS: VALVE ROCKER ARM COVER	- -	-	-	-	5.52	4.00	.8574	.0086	.7590	.0759	1.7009	2.8144	2.8144
Oil Pan	7 3	Steel	Crs Strip Coil	Stamping	12.31	7.20	2.0946	.0210	-	-	2.1156	3.6750	3.6750
Gasket-Oil Pan	P 1	Paper	Purchased Finished	Assemble	-	.11	-	-	.1500	.0150	.1650	.1650	.1650
Seal-Oil Pan (Front)	P 1	Rubber	Purchased Finished	Assemble	-	.03	-	-	.0600	.0060	.0660	.0660	.0660
Seal-Oil Pan (Rear)	P 1	Rubber	Purchased Finished	Assemble	-	.02	-	-	.0400	.0040	.0440	.0440	.0440

MATERIALS STUDY

Vehicle - 1975 CHEVELLE

10 of 17

PRODUCT - PPG VII: 30-ENGINE

TASK NO. - XI

Part Description	No. Oper. Usage	ANALYSIS		WEIGHT #			DIRECT MATERIAL COST (\$)					Total Var. Mfg. Cost	
		Material Grade	Form	Cond.	Rough	Fin.	Raw	Scrap	Other	Vendor Profit	Total		
30-ENGINE (CONTINUED)													
Plug-Drain Oil Pan	P 1	Steel	Purchased Finished	Assemble	-	.07	-	-	.0280	.0028		.0308	.0308
Gasket-Drain Oil Pan	P 1	Plastic	Purchased Finished	Assemble	-	.01	-	-	.0015	.0002		.0017	.0017
Fasteners	P -	Steel	Purchased Finished	Assemble	-	.20	-	-	.1600	.0160		.1760	.1760
SUBTOTALS: OIL PAN	- -	-	-	-	12.31	7.64	2.0946	.0210	.4395	.0440		2.5991	4.1585
(NOTE-Intake Manifold-Included in Head)													
*Manifold-Exhaust (Casting)	4 1	Gray Iron	Pig Iron	C.I. Casting	29.34	23.47	2.3472	.0235	-	-		2.3707	4.8889
Stud	P 4	Steel	Purchased Finished	Assemble	-	-	-	-	.0436	.0044		.0480	.0480
Stud	P 3	Steel	Purchased Finished	Assemble	-	-	-	-	.0939	.0093		.1032	.1032
Nut W/Shoulder	P 2	Steel	Purchased Finished	Assemble	-	-	-	-	.0104	.0010		.0114	.0114
Nut Hex	P 3	Steel	Purchased Finished	Assemble	-	-	-	-	.0082	.0008		.0090	.0090
Shield-Heat	7 1	Steel	Crs Str	Stamping & Painting	.85	-	.1275	.0013	-	-		.1288	.3897

MATERIALS STUDY

Vehicle - 1975 CHEVELLE

TASK NO. - XI

11 of 17

PRODUCT - PPG VII: 30-ENGINE

Part Description	No. Oper.	ANALYSIS			WEIGHT #		DIRECT MATERIAL COST (\$)				Total Var. Mfg. Cost	
		Material Grade	Form	Cond.	Rough	Fin.	Raw	Scrap	Other	Vendor Profit		Total
30-ENGINE (CONTINUED)												
Cover-Heat Riser	4	Gray Iron	Pig Iron	Casting & Machining	.86	.71	.0684	.0007	-	-	.0691	.3150
Shaft-Heat Riser	2	Stainless Steel	CD Round Steel Bar	Machining & Grinding	.09	-	.0445	.0005	-	-	.0450	.0618
Butterfly-Heat Riser	1	Stainless Steel	Stainless Steel Coil	Stamped	.08	-	.0416	.0004	-	-	.0420	.0596
Washer-Heat Riser	1	Steel	Purchased Finished	Assemble	.01	-	-	-	.0100	.0010	.0110	.0110
Spacer-Heat Riser	1	Steel	Purchased Finished	Assemble	-	-	-	-	.0020	.0002	.0022	.0022
Bushing-Heat Riser	1	Stainless Steel	CD Round Steel Bar	Machining	.08	-	.0456	.0004	-	-	.0460	.0626
Arm-Heat Riser	1	Steel	Crs Strip Coil	Stamping	.04	-	.0056	.0001	-	-	.0057	.0129
Bracket-Heat Riser	3	Steel	Crs Strip Coil	Stamping & Painting	.53	-	.0803	.0008	-	-	.0811	.1245
Vacuum Actuator-Heat Riser	1	Rubber & Steel	Purchased Finished	Assemble	-	-	-	-	.6500	.0650	.7150	.7150
Sleeve	2	Steel	Purchased Finished	Assemble	-	-	-	-	.0100	.0010	.0110	.0110
Gasket-Exhaust Manf.	1	Steel	Crs/CQ Strip Coil	Stamping	1.01	.16	.1515	.0015	-	-	.1530	.1731

MATERIALS STUDY

Vehicle - 1975 CHEVELLE

12 of 17

PRODUCT - PPG VII: 30-ENGINE

TASK NO. - XI

Part Description	No. Oper. Usage	ANALYSIS		WEIGHT #		DIRECT MATERIAL COST (\$)					Total Var. Mfg. Cost	
		Material Grade	Form	Cond.	Rough	Fin.	Raw	Scrap	Other	Vendor Profit		Total
30-ENGINE (CONTINUED)												
Plug-Exhaust Manifold	P 1	Steel	Purchased Finished	Assemble	-	.07	-	-	.0280	.0028	.0308	.0308
Stud-Exhaust Manifold	P 4	Steel	Purchased Finished	Assemble	-	.36	-	-	.1440	.0144	.1584	.1584
Tube-Exhaust Manifold	P 1	ERW Stl Tubing	Purchased Finished	Assemble	-	.60	-	-	.4000	.0400	.4400	.4400
Lock-Exhaust Manifold Bolt	P 2	Steel	CRS/CQ Strip Coil	Stamping	.10	.02	.0068	.0002	-	-	.0070	.0254
Fastener	P -	Steel	Purchased Finished	Assemble	-	1.10	-	-	.4840	-	.4840	.4840
Assy-Exhaust Manifold	-	-	-	-	-	25.75	-	-	-	-	-	-
SUBTOTALS: EXHAUST MANIFOLD	-	-	-	-	32.99	28.06	2.9190	.0294	1.8841	.1399	4.9724	8.1374
Fuel Pump Assy.	P 1	Alum & Various	Purchased Finished	Assemble	-	1.02	-	-	2.2573	-	2.2573	2.2573
Gasket	P 1	Paper	Purchased Finished	Assemble	-	.01	-	-	.0330	-	.0330	.0330
SUBTOTALS: FUEL PUMP	-	-	-	-	-	1.03	-	-	2.2903	-	2.2903	2.2903

MATERIALS STUDY

Vehicle - 1975 CHEVELLE

TASK NO. - XI

13 of 17

PRODUCT - PPG VII: 30-ENGINE

Part Description	No. Oper. Usage	ANALYSIS			WEIGHT #		DIRECT MATERIAL COST (\$)					Total Var. Mfg. Cost
		Material Grade	Form	Cond.	Rough	Fin.	Raw	Scrap	Other	Vendor Profit	Total	
30-ENGINE (CONTINUED)												
Water Pump Assembly	14	Various	-	Assemble	3.50	5.20	.6500	.0065	3.8000	.3800	4.8365	5.9048
Seal	P 1	Gasket Material	Purchased Finished	Assemble	-	.06	-	-	.3300	.0330	.3630	.3630
Thermostat	P 1	Various	Purchased Finished	Assemble	-	.13	-	-	.4200	.0420	.4620	.4620
Housing Thermostat	3	Aluminum	Aluminum Ingot	Aluminum Die Casting & Machining	.64	.63	.2956	.0030	-	-	.2986	.5159
Gasket	P 1	Paper	Purchased Finished	Assemble	-	.01	-	-	.0200	.0020	.0220	.0220
Outlet-Coolant	2	Aluminum	Aluminum Ingot	Aluminum Die Casting & Machining	.43	.42	.1971	.0020	-	-	.1991	.3576
Gasket-Coolant	P 1	Paper	Purchased Finished	Assemble	-	.01	-	-	.0350	.0035	.0385	.0385
Fasteners	P -	Steel	Purchased Finished	Assemble	-	.14	-	-	.0560	.0056	.0616	.0616
SUBTOTALS: WATER PUMP	-	-	-	-	4.57	6.60	1.1427	.0115	4.6610	.4661	6.2813	7.7254

MATERIALS STUDY

Vehicle - 1975 CHEVELLE

PRODUCT - PPG VII: 30-ENGINE

TASK NO. - XI

14 of 17

Part Description	No. Oper. Usage	ANALYSIS			WEIGHT #		DIRECT MATERIAL COST (\$)					Total Var. Mfg. Cost
		Material Grade	Form	Cond.	Rough	Fin.	Raw	Scrap	Other	Vendor Profit	Total	
30-ENGINE (CONTINUED)												
Oil Pump Assy.	29	Various	Aluminum Die Rubber & Casting Crs Coil Stamping		2.35	2.98	.9166	-	-	-	.9166	3.0139
Gasket	P 1	Paper	Purchased Assembled Finished		-	.01	-	-	.0014	-	.0015	.0015
Screen & Tube Assy.	P 1	Steel	Purchased Assembled Finished		-	.97	-	-	1.7066	-	1.7066	1.7066
SUBTOTALS: OIL PUMP	-	-	-		2.35	3.96	.9166	-	1.7080	.0001	2.6247	4.7220
Sensor-Oil Pressure	P 1	Various	Purchased Assembled Finished		-	.09	-	-	.8500	.0850	.9350	.9350
Sensor-Coolant Temperature	P 1	Various	Purchased Assembled		-	.13	-	-	.6700	.0670	.7370	.7370
SUBTOTALS: SENSOR	-	-	-		-	.22	-	-	1.5200	.1520	1.6720	1.6720

MATERIALS STUDY

Vehicle - 1975 CHEVELLE

15 of 17

PRODUCT - PPG VII: 30-ENGINE

TASK NO. - XI

Part Description	No. Oper	ANALYSIS		WEIGHT #		DIRECT MATERIAL COST (\$)					Total Var. Mfg. Cost	
		Material Grade	Form	Cond.	Rough	Fin.	Raw	Scrap	Other	Vendor Profit		Total
30-ENGINE (CONTINUED)												
Cover-Clutch Cover Assy.	5	Steel	HRS/P&O Coil	Stamping	2.98	-	1.9473	.0195	-	-	1.9668	2.5365
Plate	2	Steel	Crs Strip Coil	Stamping	4.11	-	.6170	.0062	-	-	.6232	.7612
Ring	2	Steel	Crs Round Rod	C.O.Roll Forming & Welding	.09	-	.0284	.0002	-	-	.0286	.0560
Spring	3	Steel	Crs Strip Coil	Stamping & Hardening	.14	-	.0210	-	-	-	.0210	.0528
Rivet	P	Steel	Purchased Finished	Assemble	-	-	-	.0195	.0021	.0216	.0216	.0216
Rivet - Shoulder	P	Steel	Purchased Finished	Assemble	-	-	-	.1314	.0135	.1449	.1449	.1496
Weight	P	Steel	Purchased Finished	Assemble	-	-	-	.1000	-	.1000	.1000	.1000
SUBTOTALS: CLUTCH COVER ASSY.	-	-	-	-	17.32	8.25	2.6137	.0259	.2509	.0156	2.9061	3.6777

MATERIALS STUDY

Vehicle - 1975 CHEVELLE

TASK NO. - XI

16 of 17

PRODUCT - PPG VII: 30-ENGINE

Part Description	No. Oper.	ANALYSIS			WEIGHT #		DIRECT MATERIAL COST (\$)					Total Var. Mfg. Cost		
		Material Grade	Form	Cond.	Rough	Fin.	Raw	Scrap	Other	Vendor Profit	Total			
													Usage	Steel
30-ENGINE (CONTINUED)														
Fork-Clutch Release	3	1	Steel	HRS Sheet	Stamping	2.90	-	.4353	.0044	-	-	-	.4397	.5920
Retainer	4	1	Steel	Crs Strip Coil	Stamping	.33	-	.0344	.0003	-	-	-	.0347	.0651
Rivet	P	1	Steel	Purchased Finished	Assemble	.01	.01	-	.0050	.0005	.0055	.0055	.0055	.0055
SUBTOTALS: FORK CLUTCH RELEASE	-	-	-	-	-	3.24	1.27	.4697	.0047	.0050	.0005	.4799	.4799	.6626
Stud-Fork Clutch	4	1	Steel	Crs Round Bar	Machining & Hardening	.36	.13	.0542	.0022	-	-	.0564	.0987	.0987
Bearing-Throwout w/Collar	P	1	Steel	Purchased Finished	Assemble	-	.98	-	-	2.9400	.2940	3.2340	3.2340	3.2340
Assy.-Plate w/Facing	P	1	Asbestos & Steel	Purchased Finished	Assemble	-	3.20	-	-	3.3773	-	3.3773	3.3773	3.3773
Spring	P	3	Steel	Purchased Finished	Assemble	-	.03	-	-	.0120	.0012	.0132	.0132	.0132
Plate-Clutch Pressure	7	1	Ply Iron C.I. Casting	C.I. Casting	Machining & Balancing	10.56	9.60	.8338	.0085	-	-	.8533	2.7363	2.7363
Bell Housing-Trans.	4	1	Aluminum	Aluminum Ingot	Die Casting Machining	7.14	6.80	7.1400	.0714	-	-	7.2114	7.8612	7.8612

MATERIALS STUDY

Vehicle - 1975 CHEVELLE

TASK NO. - XI

17 of 17

PRODUCT - PEG VII; 30-ENGINE

Part Description	No. Oper. Usage	ANALYSIS			WEIGHT #		DIRECT MATERIAL COST (\$)					Total Var. Mfg. Cost
		Material Grade	Form	Cond.	Rough	Fin.	Raw	Scrap	Other	Vendor Profit	Total	
30-ENGINE (CONTINUED)												
Boot-Bell Housing	P 1	Rubber	Purchased Finished	Assemble	-	.13	-	-	.1300	.0130	.1430	.1430
Fasteners	P -	Steel	Purchased Finished	Assemble	-	.91	-	-	.3790	.0421	.4211	.4211
SUBTOTALS: CLUTCH COMPONENTS	-	-	-	-	18.06	21.78	8.0390	.0821	6.8383	.3503	15.3097	17.8850
TOTAL - 30-ENGINE COST TOTAL	-	-	-	-	511.02	467.23	60.1389	.5925	39.9639	3.1881	103.8834	172.1232

MATERIALS STUDY

Vehicle - 1975 CHEVELLE

Page 1 of 7

PRODUCT - PPG VII: 30-TRANSMISSION

TASK NO. - XI

Part Description	No. Oper. Usage	ANALYSIS		WEIGHT #		DIRECT MATERIAL COST (\$)					Total Var. Mfg. Cost	
		Material Grade	Form	Cond.	Rough	Fin.	Raw	Scrap	Other	Vendor Profit		Total
TOTAL 30-TRANSMISSION					88.11	80.24	42.7809	1.1401	17.6875	1.7680	63.3774	177.1792
Gear, Main Drive	19 / 1	Steel	Purchase Forging	Machining	4.50	2.80	2.0250	.0810	-	-	2.1060	10.3579
Fork, Shift	4 / 2	Grey Iron	Purchase Casting	Machining	.80	.70	1.0400	.0208	-	-	1.0608	1.5434
Gasket-Housing Extension	P / 1	Paper	Purchase Finished	-	-	.01	-	-	.0500	.0050	.0550	.0550
Box, Drive-Speedometer	P / 1	Zinc Steel Plastic	Purchase Finished	-	-	.77	-	-	.5800	.0580	.6380	.6380
Mounting Assembly	P / 1	Steel Rubber	Purchase Finished	-	-	1.19	-	-	1.2310	.1231	1.3541	1.3541
Synchronizer	6 / 2	Grey Iron	Purchase Casting	Machining	2.10	2.04	4.2024	.0840	-	-	4.2864	6.4704
Hub, Synchronizer-w/Inserts, Springs	6 / 2	Grey Iron	Purchase Castings	Machining	1.41	1.16	2.8176	.0284	-	-	2.8460	4.9460
Gear-1st Speed	8 / 1	Grey Iron	Purchase Casting	Machining	3.20	2.80	5.6900	.1138	-	-	5.8038	9.1282
Gear-2nd Speed	8 / 1	Grey Iron	Purchase Casting	Machining	2.30	2.00	3.9984	.0816	-	-	4.0800	7.3076
Gear-Reverse Speed	8 / 1	Grey Iron	Purchase Casting	Machining	2.59	2.25	5.0923	.1018	-	-	5.1941	7.7533
Gear-Reverse Idler	5 / 1	Grey Iron	Purchase Casting	Machining	.99	.94	1.9740	.0395	-	-	2.0135	3.2240

MATERIALS STUDY

Vehicle - 1975 CHEVELLE

TASK NO. - XI

2 of 7

PRODUCT - PPG VII: 30-TRANSMISSION

Part Description	No. Oper. Usage	ANALYSIS			WEIGHT #		DIRECT MATERIAL COST (\$)					Total Var. Mfg. Cost	
		Material Grade	Form	Cond.	Rough	Fin.	Raw	Scrap	Other	Vendor Profit	Total		
30-TRANSMISSION (CONTINUED)													
Gear, Counter	23 / 1	Steel	Purchase Forging	Machining	6.82	6.20	4.6376	.1855	-	-	-	4.8231	14.9330
Shaft, Main	7 / 1	Steel	Purchase Forging	Machining	11.63	7.75	5.2313	.1569	-	-	-	5.3882	8.7710
Retainer	5 / 1	Grey Iron	Pig	Cast Machining	1.72	1.43	.1373	.0082	-	-	-	.1455	1.0274
Ring, Synchronizing	9 / 3	Brass	Strip	Stamping	1.08	.36	1.2975	.0132	-	-	-	1.3107	2.5440
Bushing-Extension Housing	P / 1	Steel Copper	Purchase Finished	-	-	.08	-	-	.1500	-	.0150	.1650	.1650
Retainer-Speedometer Drive Gear	1 / 1	Steel	Coil	Stamping	.08	.02	.0101	.0001	-	-	-	.0102	.0142
Vent-Extension Housing	P / 1	Plastic	Purchase Finished	-	-	.01	-	-	.0500	-	.0050	.0550	.0550
Ring, Lock-Rear Bearing, Mainshaft	4 / 1	Spring Steel	Coil	Stamping	.04	.02	.0284	.0003	-	-	-	.0287	.0408
Seal-Extension Housing	P / 1	Steel Plastic	Purchase Finished	-	-	.05	-	-	.2800	-	.0280	.3080	.3080
Seal-Retainer Assembly	P / 1	Steel Plastic	Purchase Finished	-	-	.02	-	-	.1500	-	.0150	.1650	.1650
Gear-Speedometer Drive	P / 1	Nylon Plastic	Purchase Finished	-	-	.03	-	-	.0500	-	.0050	.0550	.0550

MATERIALS STUDY

Vehicle - 1975 CHEVELLE

3 of 7

PRODUCT - PPG VII: 30-TRANSMISSION

TASK NO. - XI

Part Description	No. Oper. Usage	ANALYSIS			WEIGHT #		DIRECT MATERIAL COST (\$)					Total Var. Mfg. Cost
		Material Grade	Form	Cond.	Rough	Fin.	Raw	Scrap	Other	Vendor Profit	Total	
30-TRANSMISSION (CONTINUED)												
Ring, Snap-Reverse Idler Shaft	P 1	Spring Steel	Purchase Finished	-	-	.01	-	-	.0080	.0008	.0088	.0088
Bushing-1st & Reverse Sliding Gear	P 1	Steel Copper	Purchase Finished	-	-	.15	-	-	.5800	.0580	.6380	.6380
Bushing-Reverse Idler Gear	P 1	Steel Copper	Purchase Finished	-	-	.04	-	-	.3100	.0310	.3410	.3410
Washer-Counter Gear Bearing	P 2	Steel Copper	Purchase Finished	-	-	.01	-	-	.2000	.0200	.2200	.2200
Key-Reverse Idler & Counter Gear	P 2	Steel	Purchase Finished	-	-	.01	-	-	.0100	.0010	.0110	.0110
Washer-Counter Gear Bearing	P 2	Steel	Purchase Finished	-	-	.01	-	-	.0100	.0010	.0110	.0110
Shaft-Counter Gear	3 1	Steel	Bar	Machining	2.17	1.95	.3254	.0098	-	-	.3352	.5642
Shaft-Reverse Idler	3 1	Steel	Bar	Machining	.50	.46	.0750	.0023	-	-	.0773	.3071
Bearing, Ball-Main Shaft	P 1	Steel	Purchase Finished	-	-	.71	-	-	7.0000	.7000	7.7000	7.7000
Bearing, Ball-Main Shaft, Front Pilot	P 1	Steel	Purchase Finished	-	-	.59	-	-	6.0000	.6000	6.6000	6.6000
Ring-Rear Bearing, Mainshaft	4 1	Spring Steel	Coil	Stamping	.07	.01	.0481	.0005	-	-	.0486	.0607

MATERIALS STUDY

Vehicle - 1975 CHEVELLE

TASK NO. - XI

4 of 7

PRODUCT - PPG-VII: 30-TRANSMISSION

Part Description	No. Oper. Usage	ANALYSIS			WEIGHT #			DIRECT MATERIAL COST (\$)					Total Var. Mfg. Cost
		Material Grade	Form	Cond.	Rough	Fin.	Raw	Scrap	Other	Vendor Profit	Total		
30-TRANSMISSION (CONTINUED)													
Gasket-Clutch Gear Bearing Retainer	P 1	Paper	Purchase Finished	-	-	.02	-	.1200	.0120				.1320
Ring, Locating-Clutch Rear Bearing	4 1	Spring Steel	Coil	Stamping	.21	.02	.1442	.0014	-				.1577
Case-Transmission	4 1	Grey Iron	Pig	Melt-Cast Machining	24.15	23.00	1.9320	.1159	-				2.0479
Housing Extension	4 1	Grey Iron	Pig	Melt-Cast Machining	14.70	14.00	1.1760	.0706	-				1.2466
Bolt w/Washer-Retainer Speedometer Drive Gear	P 1	Steel	Purchase Finished	-	-	.01	-	.0040	.0004				.0044
Washer, Mounting Assembly	P 1	Steel	Purchase Finished	-	-	.06	-	.0120	.0012				.0132
Plug, Case	P 1	Steel	Purchase Finished	-	-	.12	-	.0480	.0048				.0528
Nut, Mounting Assembly	P 1	Steel	Purchase Finished	-	-	.02	-	.0080	.0008				.0088
Ring, Snap-Rear Bearing, Locating	P 1	Steel	Purchase Finished	-	-	.02	-	.0090	.0009				.0099
Ring, Snap-1st & 2nd Gear Synchronizing Retainer	P 1	Steel	Purchase Finished	-	-	.02	-	.0090	.0010				.0100
Rollers	P 46	Steel	Purchase Finished	-	-	.22	-	.6600	.0660				.7260

PRODUCT - PFG VII: 30-TRANSMISSION MATERIALS STUDY Vehicle - 1975 CHEVELLE
 TASK NO. - XI TASK NO. - XI

Part Description	No. Oper. Usage	ANALYSIS			WEIGHT #		DIRECT MATERIAL COST (\$)					Total Var. Mfg. Cost
		Material Grade	Form	Cond.	Rough	Fin.	Raw	Scrap	Other	Vendor Profit	Total	
30-TRANSMISSION (CONTINUED)												
SUBTOTAL: CASE, EXTENSION GEARS, SHAFTS	-	--	--	--	81.06	74.09	41.8826	1.1156	17.5290	1.7530	62.2802	112.4137
Cover-Cover Assembly	5	Grey Iron	Pig	Melt-Cast	3.88	3.75	.3100	.0186	-	-	.3286	2.1404
Shaft, Gear Shifter	4	Steel	Bar	Machining	.75	.68	.1126	.0012	-	-	.1138	1.1216
Detent, Gear Shifter	6	Steel	Powder	Briquetting Sintering Sizing	.63	.62	.2084	.0020	-	-	.2104	.7434
Cage	3	Steel	Strip	Stamping	.53	.20	.0797	.0008	-	-	.0805	.1005
Bolt, Hex Head-3/8-16X7/8"	P	Steel	Purchase Finished	-	-	.08	-	.0292	.0030	.0322	.0322	.0322
Washer, Flat-3/8"ID X3/4"OD	P	Steel	Purchase Finished	-	-	.01	-	.0040	.0004	.0044	.0044	.0044
Washer, Lock-3/8"ID	P	Steel	Purchase Finished	-	-	.01	-	.0050	.0005	.0055	.0055	.0055
Spring, Coil	P	Spring Steel	Purchase Finished	-	-	.01	-	.0086	.0009	.0095	.0095	.0095
Lever, Control	1	Steel	Strip	Stamping	.36	.30	.0538	.0005	-	-	.0548	.0692

MATERIALS STUDY

Vehicle - 1975 CHEVELLE

TASK NO. - XI

PRODUCT - PPG VII: 30-TRANSMISSION

6 of 7

Part Description	No. Oper. / Usage	ANALYSIS			WEIGHT #		DIRECT MATERIAL COST (\$)					Total Var. Mfg. Cost
		Material Grade	Form	Cond.	Rough	Fin.	Raw	Scrap	Other	Vendor Profit	Total	
30-TRANSMISSION (CONTINUED)												
Connector, Linkage	4 / 1	Steel	Bar	Machining	.13	.06	.0188	.0002	-	-	.0190	.2778
Washer, Spring	P / 1	Spring	Purchase Finished	-	-	.01	-	-	.0005	.0001	.0006	.0006
Bolt, Hex Head w/Shoulder	P / 1	Steel	Purchase Finished	-	-	.02	-	-	.0093	.0009	.0102	.0102
Finger-Cover Assembly	2 / 2	Steel	Coil	Stamping	.77	.28	.1150	.0012	-	-	.1162	.1382
Plug-Cover Assembly	P / 1	Steel	Purchase Finished	-	-	.05	-	-	.0203	.0020	.0223	.0223
Pin w/Spring Lock Groove	P / 1	Steel	Purchase Finished	-	-	.02	-	-	.0094	.0009	.0103	.0103
Pin, Locating	P / 1	Steel	Purchase Finished	-	-	.01	-	-	.0010	.0001	.0011	.0011
Seal, Cover Assembly	P / 1	Steel Rubber	Purchase Finished	-	-	.01	-	-	.0500	.0050	.0550	.0550
O-Ring	P / 1	Rubber	Purchase Finished	-	-	.01	-	-	.0200	.0020	.0220	.0220
Washer, Flat	P / 1	Brass	Purchase Finished	-	-	.01	-	-	.0010	.0001	.0011	.0011
Lock Ring	P / 1	Spring Steel	Purchase Finished	-	-	.01	-	-	.0002	-	.0002	.0002

MATERIALS STUDY

Vehicle - 1975 CHEVELLE

TASK NO. - XI

PRODUCT - PPG VII: 30-TRANSMISSION

7 of 7

Part Description	No. Oper. Usage	ANALYSIS		WEIGHT #		DIRECT MATERIAL COST (\$)					Total Var. Mfg. Cost	
		Material Grade	Form	Cond.	Rough	Fin.	Raw	Scrap	Other	Vendor Profit		Total
30-TRANSMISSION (CONTINUED)												
SUBTOTAL: COVER ASSEMBLY	-	--	--	--	7.05	6.15	.8983	.0245	.1585	.0159	1.0972	4.7655
TOTAL - TRANSMISSION	-	--	--	--	88.11	80.24	42.7809	1.1401	17.6875	1.7689	63.3774	117.1792

MATERIALS STUDY

Vehicle - 1975 PINTO

Page 1

PRODUCT - PPG VII: 30-ENGINE

TASK NO. - XI

Part Description	No. Oper. / Usage	ANALYSIS		WEIGHT #		DIRECT MATERIAL COST (\$)					Total Var. Mfg. Cost	
		Material Grade	Form	Cond.	Rough	Fin.	Raw	Scrap	Other	Vendor Profit		Total
TOTAL 30-ENGINE	-	-	-	-	381.52	315.33	51.6627	.5398	28.3827	2.3627	82.9479	149.7044
Cylinder Block (Casting)	4 / 1	Grey Iron	Pig Iron	Machining	102.00	85.00	8.1600	.0816	-	-	8.2416	26.7725
Main Bearing Cap (Casting)	P / 4	Grey Iron	Pig Iron	Machining	8.22	6.85	-	-	1.1508	.1152	1.2660	1.2660
Thrust Bearing Cap (Casting)	P / 1	Grey Iron	Pig Iron	Machining	1.88	1.71	-	-	.4665	.0466	.5131	.5131
Bolt-Main Brg Cap	P / 10	Steel	Purchased	Assembled	-	2.00	-	-	.8000	.0800	.8800	.8800
Fasteners-Engine	P / -	Steel	Purchased	Assembled	-	4.80	-	-	1.9200	.1920	2.1120	2.1120
Plug-Engine Block	2 / 9	Steel	Purchased	Assembled & Stamping	.32	.26	.0370	.0037	.0577	.0021	.1005	.2086
Cover-Cylinder Front	4 / 1	Aluminum	Aluminum Die Cast	Machining	.78	.74	.3765	.0048	-	-	.3803	.5721
Fasteners-Cover Cyl. Front	P / -	Steel	Purchased			.08	-	-	.0600	.0060	.0660	.0660
Assy-Cover Cyl Prt (Inner)	5 / 1	Steel	Purchased	Assemble Crs & Coil Stamping	1.76	1.72	.2580	.0026	.0200	.0020	.2826	.8995
Assy-Cover Cyl Prt (Outer)	5 / 1	Steel	Purchased	Finished Assemble Crs & Coil Stamping	1.93	1.09	.2776	.0026	.0175	.0018	.2995	.8678
Plate & Cover-Plate Assy-RR/Eng	1 / 1	Steel	Purchased	Finished Assemble Crs & Coil Stamping	4.35	1.55	.6527	.0065	.0100	.0010	.6702	.6801

MATERIALS STUDY

Vehicle - 1975 PINTO

PRODUCT - PPG VII: 30-ENGINE

2 of 23

TASK NO. - XI

Part Description	No. Oper. Usage	ANALYSIS		WEIGHT #		DIRECT MATERIAL COST (\$)					Total Var. Mfg. Cost	
		Material Grade	Form	Cond.	Rough	Fin.	Raw	Scrap	Other	Vendor Profit		Total
30-ENGINE (CONTINUED)												
Gasket (1 Set)	1	Extruded Elastomer	Formed Rubber	Cutoff	-	.03	.0195	.0002	-	-	-	.0516
Cover	3	Aluminum	Aluminum Die Casting	Machining	.22	.20	.1056	.0010	-	-	.1066	.3156
Bushing	3	Steel	Purchased Finished	Assembled	-	.07	-	-	.0650	.0065	.0715	.0715
Seal-Oil	3	Rubber & Steel	Purchased Finished	Assembled	-	.15	-	-	.2400	.0240	.2640	.2640
Gasket	2	Rubber	Extruded Rubber	Molding	-	.06	-	-	.0276	.0002	.0278	.0704
Packing	2	Rubber	Extruded Rubber	Molding	.08	.08	.0320	.0002	-	-	.0322	.0748
Grommet	1	Rubber	Pellet	Molding	.02	.02	.0092	.0001	-	-	.0093	.0306
Elbow	1	Plastic	Purchased Finished	Assemble	-	.02	-	-	.0150	.0015	.0165	.0165
SUBTOTALS: CYLINDER	-	-	-	--	121.56	106.43	9.9281	.1023	4.8501	.4789	15.3594	35.7327
Block Assembly												

MATERIALS STUDY

Vehicle - 1975 PINTO

3 of 23

PRODUCT - PPG VII: 30-ENGINE

TASK NO. - XI

Part Description	No. Oper	ANALYSIS			WEIGHT #		DIRECT MATERIAL COST (\$)					Total Var. Mfg. Cost	
		Material Grade	Form	Cond.	Rough	Fin.	Raw	Scrap	Other	Vendor Profit	Total		
Usage													
30-ENGINE (CONTINUED)													
Crankshaft (Casting)	3	Nodular Iron	Pig Iron	C. I. Casting	44.53	34.25	3.5624	.0356	-	-	-	3.5980	6.0541
Key	P 1	Steel	Purchased Finished	Assemble	-	.02	-	-	.0500	.0050	-	.0550	.0550
Sprocket	6 1	Steel	Crs Round Bar	Machining	1.49	.60	.2987	.0030	-	-	-	.3017	.9079
SUBTOTALS: CRANKSHAFT	-	--	--	--	46.02	34.87	3.8611	.0386	.0500	.0050	-	3.9547	7.0170
Piston	6 4	Aluminum	Aluminum Ingot	Aluminum Die Casting	5.08	4.64	2.4500	.0244	-	-	-	2.4744	4.8316
Pin-Piston	P 4	Steel	Purchased Finished	Assemble	-	1.24	-	-	1.5600	.1560	-	1.7160	1.7160
Ring-Piston	P 4	Steel	Purchased Finished	Assemble	-	.43	-	-	1.1600	.1160	-	1.2760	1.2760
SUBTOTALS: PISTON	-	--	--	--	5.08	6.31	2.4500	.0244	2.7200	.2720	-	5.4664	7.8236

MATERIALS STUDY

Vehicle - 1975 PINTO

4 of 23

PRODUCT - PPG VII: 30-ENGINE

TASK NO. - XI

Part Description	No. Oper. Usage	ANALYSIS			WEIGHT #		DIRECT MATERIAL COST (\$)					Total Var. Mfg. Cost	
		Material Grade	Form	Cond.	Rough	Fin.	Raw	Scrap	Other	Vendor Profit	Total		
30-ENGINE (CONTINUED)													
Connecting Rod	20 4	Steel	Forging Billet	Machining	6.56	4.92	1.3088	.0132	-	-	-	1.3220	9.0284
Fasteners	P -	Steel	Purchased Finished Assemble		-	.64	-	-	.3680	.0368	-	.4048	.4048
SUBTOTALS: CONNECT ROD	-	--	--	--	6.56	5.56	1.3088	.0132	.3680	.0368	-	1.7268	9.4332
Bearing Shell-Main	P 4 Set	Steel	Purchased Finished Assemble		-	.72	-	-	1.9532	.1952	-	2.1484	2.1484
Bearing Shell-Thrust	P 1 Set	Steel	Purchased Finished Assemble		-	.46	-	-	.5940	.0594	-	.6534	.6534
Bearing Shell-Conn Rod	P 4 Set	Steel	Purchased Finished Assemble		-	.36	-	-	.7600	.0760	-	.8360	.8360
Bearing Shell-Camshaft	P 4	Steel	Purchased Finished Assemble		-	.24	-	-	.7200	.0720	-	.7920	.7920
Bearing-Liner	P 2	Steel	Purchased Finished Assemble		-	.12	-	-	.3600	.0360	-	.4258	4.8258
SUBTOTALS: SHELL, BEARING	-	--	--	--	-	1.90	-	-	4.3872	.4386	-	4.8258	4.8258

MATERIALS STUDY

Vehicle - 1975 PINTO

TASK NO. - XI

5 of 23

PRODUCT - PPG VII: 30-ENGINE

Part Description	No. Oper.	ANALYSIS			WEIGHT #		DIRECT MATERIAL COST (\$)					Total Var. Mfg. Cost
		Material Grade	Form	Cond.	Rough	Fin.	Raw	Scrap	Other	Vendor Profit	Total	
30-ENGINE (CONTINUED)												
Plate	3	Steel	Crs Coil	Stamping	2.94	1.25	.4121	.0041	.0250	-	.4412	.5433
Ring-Gear	5	Steel	HR-P&O Steel Bar	Welding & Machining	2.31	1.85	.4626	.0046	-	-	.4672	1.3846
Fasteners	P	Steel	Purchased Finished Assemble		-	.30	-	-	.1200	.0120	.1320	.1320
SUBTOTALS: FLYWHEEL												
	-	--	--	--	5.25	3.40	.8747	.0087	.1450	.0120	1.0404	2.0599
Cylinder Head (Casting)	4	Grey Iron	Pig Iron	C.I. Casting	58.00	52.50	4.6400	.0464	-	-	4.6864	7.4836
Gasket	P	Fiber & Steel	Purchased Finished Assemble		-	.22	-	-	.2600	.0260	.2860	.2860
Core Plug	1	Steel	Crs Coil	Stamping	.07	.04	.0105	.0001	-	-	.0106	.0230
Lift Hook	1	Steel	HR-P&O Strip Coil	Stamping	.35	.15	.0531	.0005	-	-	.0536	.0882
Lift Hook	1	Steel	HR-P&O Strip Coil	Stamping	.50	.19	.0747	.0007	-	-	.0754	.1100
Fasteners	P	--	--	--	-	2.30	-	-	.9200	.0920	1.0120	1.0120

MATERIALS STUDY

Vehicle - 1975 PINTO

6 of 23

PRODUCT - PPG VII: 30-ENGINE

TASK NO. - XI

Part Description	No. Oper. Usage	ANALYSIS			WEIGHT #			DIRECT MATERIAL COST (\$)					Total Var. Mfg. Cost	
		Material Grade	Form	Cond.	Rough	Fin.	Raw	Scrap	Other	Vendor Profit	Total			
30-ENGINE (CONTINUED)														
SUBTOTALS: CYLINDER HEAD	-	--	--	--	58.92	55.40	4.7783	.0477	1.1800	.1180	6.1240	9.0028		
Valve Intake - Head	4	Steel	Forging	Extruding	.56	.55	.2464	.0024	-	-	.2488	.5072		
Valve Intake - Stem	2	Steel	Crs Round Bar	Machining	.38	.37	.1152	.0012	-	-	.1164	.3720		
SUBTOTALS: VALVE INTAKE	-	--	--	--	.94	.92	.3616	.0036	-	-	.3652	.8792		
Valve Exhaust - Head	7	Steel	Forging Billet	Extruding	.40	.40	.3320	.0032	-	-	.3352	.7008		
Valve Exhaust - Stem	2	Steel	Crs Round Bar	Machining	.38	.40	.1152	.0012	-	-	.1164	.3720		
SUBTOTALS: VALVE EXHAUST	-	--	--	--	.78	.80	.4472	.0044	-	-	.4516	1.0728		

MATERIALS STUDY

Vehicle - 1975 PINTO

TASK NO. - XI

PRODUCT - PPG VII: 30-ENGINE

7 of 23

Part Description	No. Oper Usage	ANALYSIS			WEIGHT #		DIRECT MATERIAL COST (\$)					Total Var. Mfg. Cost
		Material Grade	Form	Cond.	Rough	Fin.	Raw	Scrap	Other	Vendor Profit	Total	
30-ENGINE (CONTINUED)												
Camshaft (Casting)	4 1	Grey Iron	Pig Iron	C.I. Casting	7.49	6.40	.5990	.0060	-	-	.6050	2.2297
Pin	P 1	Steel	Purchased Finished	Assembled	-	.01	-	.0160	.0016	.0176	.0176	.0176
Plate	2 1	Steel	HR-P&O Steel Strip	Stamping & Strip	.13	.07	.0199	.0001	-	.0200	.1138	.1138
Plug	P 1	Steel	Purchased Finished	Assembled	-	.02	-	.0080	.0008	.0088	.0088	.0088
Gear	9 1	Grey Iron	Pig Iron	Casting & Machining	1.97	1.64	.1574	.0016	-	.1590	.5972	.5972
Washer	1 1	Steel	HR-P&O Steel Coil	Stamping	.14	.07	.0202	.0002	-	.0204	.0550	.0550
Bolt	P 1	Steel	Purchased Finished	Assembled	-	.11	-	.0440	.0044	.0484	.0484	.0484
Rock Arm	7 8	Grey Iron	Pig Iron	Casting Machining & Hardened	2.40	1.92	.4320	.0040	-	.4360	2.6320	2.6320
Spring-Valve	P 8	Steel	Purchased Finished	Assembled	-	1.28	-	.7660	.0768	.8448	.8448	.8448
Retainer	2 8	Steel	HE-P&O Steel Bar	Cold Heading	.56	.56	.1680	.0016	-	.1696	.3304	.3304
Seal	P 8	Rubber & Steel	Purchased Finished	Assembled	-	.64	-	.4800	.0480	.5280	.5280	.5280

MATERIALS STUDY

Vehicle - 1975 PINTO

PRODUCT - PPG VII: 30-ENGINE

TASK NO. - XI

8 of 23

Part Description	No. Oper. / Usage	ANALYSIS			WEIGHT #		DIRECT MATERIAL COST (\$)					Total Var. Mfg. Cost
		Material Grade	Form	Cond.	Rough	Fin.	Raw	Scrap	Other	Vendor Profit	Total	
30-ENGINE (CONTINUED)												
Key	P / 16	Steel	Purchased / Finished	Assembled	-	.08	-	-	.2400	.0240	.2640	.2640
Body	5 / 8	Steel	Crs Round Bar	Machining	3.04	.82	1.2000	.0120	-	-	1.2120	4.1120
Plunger	4 / 8	Steel	Crs Round Bar	Machining	1.22	.93	.4864	.0048	-	-	.4912	2.2928
Retainer	1 / 8	Steel	Crs Strip Coil	Stamping	.06	.06	.0096	.0008	-	-	.0104	.1096
Sleeve	3 / 8	Steel	Crs Round Bar	Machining	.20	.20	.0800	.0008	-	-	.0808	.6968
Seat	1 / 8	Steel	Crs Flat Bar	Stamping	.06	.06	.0096	.0008	-	-	.0104	.1096
SUBTOTALS: CYLINDER HEAD ASSY.	-	--	--	--	17.27	14.87	3.1821	.0327	1.5560	.1556	4.9264	14.9905

MATERIALS STUDY

Vehicle - 1975 PINTO

TASK NO. - XI

PRODUCT - PPG VII: 30-ENGINE

9 of 23

Part Description	No. Oper. Usage	ANALYSIS		WEIGHT #		DIRECT MATERIAL COST (\$)					Total Var. Mfg. Cost	
		Material Grade	Form	Cond.	Rough	Fin.	Raw	Scrap	Other	Vendor Profit		Total
30-ENGINE												
Cover-Valve Cover Assy.	6	Steel	Crs Strip Coil	Stamping	5.98	3.13	.8975	.0090	-	-	.9065	1.9203
Baffle-Valve Cover Assy.	1	Steel	Crs Strip Coil	Stamping	.34	.27	.0505	.0005	-	-	.0510	.0711
Bracket-Valve Cover Assy.	1	Steel	Crs Strip Coil	Stamping	.04	.03	.0058	-	-	-	.0058	.0172
Bracket-Mounting	1	Steel	Crs Strip Coil	Stamping	.18	.13	.0276	.0002	-	-	.0278	.0372
Washer	P 2	Rubber & Steel	Purchased Finished	Assembled	-	-	-	-	.0020	.0020	.0220	.0220
Gasket	P 1	Cork	Purchased Finished	Assembled	-	.01	-	-	.1500	.0150	.1650	.1650
Assy-Cap-Oil Filler	17	Cork & Steel	Purchased Finished & Crs Coil	Assembled & Stamping	.47	.19	.0709	.0007	.0150	.0015	.0881	.2334
Scr	P 2	Steel	Purchased Finished & Crs Coil	Assembled & Stamping	-	-	-	-	.0100	.0010	.0110	.0110
Label-Emission	P 2	Paper	Purchased Finished & Crs Coil	Assembled & Stamping	-	-	-	-	.0200	.0020	.0220	.0220
Clip-Harness	1	Steel & Rubber	Crs Coil & Rubber	Stamping & Dipping	.06	.02	.0092	.0002	-	-	.0094	.0244
Strap-Plastic	P 1	Plastic	Purchased Finished	Assembled	-	.01	-	-	.0100	.0010	.0110	.0110

MATERIALS STUDY

Vehicle - 1975 PINTO

10 of 23

PRODUCT - PPG VII: 30-ENGINE

TASK NO. - XI

Part Description	No. Oper.	ANALYSIS		WEIGHT #		DIRECT MATERIAL COST (\$)					Total Var. Mfg. Cost	
		Material Grade	Form	Cond.	Rough	Fin.	Raw	Scrap	Other	Vendor Profit		Total
30-ENGINE (CONTINUED)												
Fasteners	P	Steel	Purchased Finished	Assembled	-	.20	-	-	.0800	.0080	.0880	.0880
SUBTOTALS: CYLINDER HEAD VALVE COVER	-	--	--	--	7.07	3.97	1.0615	.0106	.3050	.0305	1.4076	2.6226
Oil Pan	7	Steel	Crs Strip Coil	Stamping	11.83	6.10	1.7746	.0177	-	-	1.7923	3.2517
Weldnut	P	Steel	Purchased Finished	Assembled	-	-	-	-	.0300	.0030	.0330	.0330
Plug With Seal	P	Plastic & Steel	Purchased Finished	Assembled	-	.07	-	-	.0400	.0040	.0440	.0440
Gasket	P	Comp Cork	Purchased Finished	Assembled	-	.08	-	-	.1500	.0150	.1650	.1650
Tub-Dip Stick Oil	P	Steel	Purchased Finished	Assembled	-	.16	-	-	.2760	.0276	.3036	.3036
Dip Stick Oil	P	Steel	Purchased Finished	Assembled	-	.09	-	-	.2400	.0240	.2640	.2640
Fasteners	P	Steel	Purchased Finished	Assembled	-	.35	-	-	.1760	-	.1760	.1760
SUBTOTALS: OIL PAN	-	--	--	--	11.83	6.85	1.7746	.0177	.9120	.0736	2.7779	4.2373

MATERIALS STUDY

Vehicle - 1975 PINTO

PRODUCT - PPG VII: 30-ENGINE

TASK NO. - XI

11 of 23

Part Description	No. Oper.	ANALYSIS			WEIGHT #		DIRECT MATERIAL COST (\$)					Total Var. Mfg. Cost	
		Material Grade	Form	Cond.	Rough	Fin.	Raw	Scrap	Other	Vendor Profit	Total		
30-ENGINE (CONTINUED)													
Intake Manifold (Casting)	3	Aluminum	Aluminum Pig	Aluminum Die Casting	6.35	4.70	3.0456	.0305	-	-	-	3.0761	3.4955
Gasket	P 1	Fiber	Purchased Finished	Assembled	-	.06	-	-	.1000	.0100	-	.1100	.1100
Fitting	5 1	Zinc & Steel	Purchased Finished Hex Bar	Assembled Machining	.26	.18	.0600	.0006	.0750	-	-	.1356	.3856
Cover	2 1	Aluminum	Aluminum Pig	Aluminum Die Casting & Machining	.40	.32	.1840	.0018	-	-	-	.1858	.3545
Fasteners	P 8	Steel	Purchased Finished	Assembled	-	.32	-	-	.1280	.0128	-	.1408	.1408
SUBTOTALS: INTAKE MANIFOLD	-	--	--	--	7.01	5.58	3.2896	.0329	.3030	.0228	-	3.6483	4.4864
Exhaust-Manifold (Casting)	4 1	Grey Iron	Pig Iron	C.I. Casting	20.94	19.75	1.6744	.0167	-	-	-	1.6911	3.8801
Gasket	P 1	Asbestos & Steel	Purchased Finished	Assembled	-	.08	-	-	.2315	-	-	.2315	.2315
Fasteners	P -	Steel	Purchased Finished	Assembled	-	.93	-	-	.4092	-	-	.4092	.4092
SUBTOTALS: EXHAUST MANIFOLD	-	--	--	--	20.94	20.76	1.6744	.0167	.6407	-	-	2.3318	4.5208

MATERIALS STUDY

Vehicle - 1975 PINTO

12 of 23

PRODUCT - PPG VII: 30-ENGINE

TASK NO. - XI

Part Description	No. Oper Usage	ANALYSIS		WEIGHT #		DIRECT MATERIAL COST (\$)					Total Var. Mfg. Cost	
		Material Grade	Form	Cond.	Rough	Fin.	Raw	Scrap	Other	Vendor Profit		Total
30-ENGINE (CONTINUED)												
Heat Shield Inner Shell	5 1	Steel	Crs Strip Coil	Stamping	1.67	.72	.2501	.0025	-	-	.2526	.5669
Heat Shield Outer Shell	6 1	Steel	Crs Strip Coil	Stamping	1.90	.87	.2858	.0029	-	-	.2887	.6727
Outlet	1 1	Steel Tubing	Dom Steel Tubing	Cut Off	.12	.11	.0184	.0002	-	-	.0186	.0302
Fasteners	P -	Steel	Purchased Finished	Assembled	-	.06	-	-	.0374	-	.0374	.0374
SUBTOTALS: HEAT SHIELD	- -	--	--	--	3.69	1.76	.5543	.0056	.0374	-	.5973	1.3072
Fuel Pump Assy	P 1	Aluminum & Various	Purchased Finished	Assembled	-	.78	-	-	2.3185	-	2.3185	2.3185
Gasket	P 1	Paper	Purchased Finished	Assembled	-	.01	-	-	.0300	.0030	.0330	.0330
Fasteners	P -	Steel	Purchased Finished	Assembled	-	.03	-	-	.0300	.0030	.0330	.0330
SUBTOTALS: FUEL PUMP	- -	--	--	--	-	.81	-	-	2.3785	.0060	2.3845	2.3845

MATERIALS STUDY

Vehicle - 1975 PINTO

TASK NO. - XI

13 of 23

PRODUCT - PPG VII: 30-ENGINE

Part Description	No. Oper.	ANALYSIS		WEIGHT #		DIRECT MATERIAL COST (\$)					Total Var. Mfg. Cost		
		Material Grade	Form	Cond.	Rough	Fin.	Raw	Scrap	Other	Vendor Profit		Total	
	Usage												
30-ENGINE (CONTINUED)													
Housing-Water Pump	8	1	Tubing & Steel Casting	Pig Iron	Machining	4.73	4.53	.7088	.0071	-	-	.7159	1.8559
Insert	1	1	Steel Tubing	Dom Steel	Machining	.03	.02	.0013	-	-	-	.0013	.0338
Shaft & Bearing Assy. w/Seal	P	1	Rubber & Steel	Purchased & Steel	Assembled	-	.98	-	-	4.2500	.4250	4.6750	4.6750
Impeller	1	1	Steel	Crs Strip Coil	Machining	.36	.32	.0538	.0005	-	-	.0543	.1502
Hub	4	1	Grey Iron	Pig Iron	Machining	.65	.62	.0968	.0010	-	-	.0978	.3150
Seal	P	1	--	Purchased & Steel	Assembled	-	.08	-	-	.3500	.0350	.3850	.3850
Thermostat Assembly	P	1	Brass Copper & Steel	Purchased & Steel	Assembled	-	.12	-	-	.4200	.0420	.4620	.4620
Fasteners	P	-	Steel	--	Assembled	-	.15	-	-	.0600	-	.0600	.0600
SUBTOTALS: WATER PUMP	-	-	--	--	--	5.77	6.82	.8607	.0086	5.0800	.5020	6.4513	7.9363

MATERIALS STUDY

Vehicle - 1975 PINTO
TASK NO. - XI

14 of 23

PRODUCT - PPG VII: 30-ENGINE

Part Description	No. Oper. / Usage	ANALYSIS			WEIGHT #			DIRECT MATERIAL COST (\$)				Total Var. Mfg. Cost
		Material Grade	Form	Cond.	Rough	Fin.	Raw	Scrap	Other	Vendor Profit	Total	
30-ENGINE (CONTINUED)												
Housing-Oil Pump	5 / 1	Aluminum	Aluminum Pig	Aluminum Die Casting	.80	.72	.3818	.0038	-	-	.3856	.9630
Rotor Outer	5 / 1	Sintered Metal	Powered Iron Pellet	Sintering & Machining	.77	.75	.2525	.0025	-	-	.2550	.4431
Rotor Inner	4 / 1	Sintered Metal	Powered Iron Pellet	Sintering & Machining	.37	.36	.1198	.0012	-	-	.1210	.2486
Shaft	5 / 1	Steel	Crs Round Bar	Machining	.23	.22	.0348	.0004	-	-	.0352	.1189
Plate	6 / 1	Grey Iron	Pig Iron	Machining	.43	.42	.0646	.0006	-	-	.0652	.2382
Plunger	5 / 1	Steel	Cds Round Bar	Machining	.11	.05	.0167	.0002	-	-	.0169	.0539
Spring	P / 1	Steel	Purchased Finished	Assembled	-	.03	-	-	.0180	.0018	.0198	.0198
Plug	1 / 1	Steel	Cds Strip Coil	Stamping	.02	.01	.0023	-	-	-	.0023	.0172
Shaft Assy (Oil Pump Intermediate)	4 / 1	Steel	Crs Hex Bar	Machining	.08	.07	.0113	.0001	.0005	-	.0119	.0427
Gasket	P / 1	Paper	Purchased Finished	Assembled	-	.01	-	-	.0011	.0001	.0012	.0012
Filter	P / 1	Paper & Steel	Purchased Finished	Assembled	-	1.00	-	-	.8580	-	.8580	.8580

MATERIALS STUDY

Vehicle - 1975 PINTO

TASK NO. - XI

15 of 23

PRODUCT - PPG VII: 30-ENGINE

Part Description	No. Oper	ANALYSIS			WEIGHT #		DIRECT MATERIAL COST (\$)					Total Var. Mfg. Cost	
		Usage	Material Grade	Form	Cond.	Rough	Fin.	Raw	Scrap	Other	Vendor Profit		Total
30-ENGINE (CONTINUED)													
Nipple	2	1	Steel	Crs Round Bar	Machining	.05	.08	.0250	-	-	-	.0250	.3600
SUBTOTALS: OIL PUMP	-	-	--	--	--	2.86	3.72	.9088	.0088	.8776	.0019	1.7971	3.3646
Shaft-Auxiliary	11	1	Grey Iron	Pig Iron	Foundry	2.20	2.00	.3960	.0039	-	-	.3999	1.7111
Plate-Auxiliary-Shaft	2	1	Steel	HRS P&C Strip	Stamping	.13	.07	.0199	.0001	-	-	.0200	.1138
Pin-Auxiliary-Shaft	P	1	Steel	Purchased Finished	Assembled	-	.01	-	-	.0030	.0003	.0033	.0033
Fasteners	P	-	Steel	Purchased Finished	Assembled	-	.02	-	-	.0080	.0008	.0088	.0088
SUBTOTALS: AUXILIARY SHAFT	-	-	--	--	--	2.33	2.11	.4159	.0040	.0110	.0011	.4320	1.8370

MATERIALS STUDY

Vehicle - 1975 PINTO

16 of 23

PRODUCT - PPG VII: 30-ENGINE

TASK NO. - XI

Part Description	No. Oper./ Usage	ANALYSIS			WEIGHT #		DIRECT MATERIAL COST (\$)					Total Var. Mfg. Cost
		Material Grade	Form	Cond.	Rough	Fin.	Raw	Scrap	Other	Vendor Profit	Total	
30-ENGINE (CONTINUED)												
Body-Connector Water Assembly	4	Grey Iron	Pig Iron	Casting	.31	.26	.0561	.0006	-	-	.0567	.1850
Tube	4	Steel Tubing	Erw Steel Tubing	Machining	.08	.07	.0251	.0003	-	-	.0254	.2273
Connector Water Assy.	3	Steel	Purchased Finished	Assembled	-	.01	-	-	.0267	-	.0267	.0267
Gasket	P	Gasket Material	Purchased		-	.01	-	-	.0300	.0030	.0330	.0330
Elbow	3	Steel	Crs Hex Bar	Machining	.19	.09	.0434	.0004	.0400	-	.0838	.3064
Fasteners	P	Steel	Purchased Finished	Assembled	-	.06	-	-	.0240	.0024	.0264	.0264
SUBTOTALS: CONNECTOR WATER	-	--	--	--	.58	.50	.1246	.0013	.1207	.0054	.2520	.8048

MATERIALS STUDY

Vehicle - 1975 PINTO

PRODUCT - PFG VII: 30-ENGINE

TASK NO. - XI

17 of 23

Part Description	No. Oper. Usage	ANALYSIS			WEIGHT #		DIRECT MATERIAL COST (\$)					Total Var. Mfg. Cost
		Material Grade	Form	Cond.	Rough	Fin.	Raw	Scrap	Other	Vendor Profit	Total	
30-ENGINE (CONTINUED)												
Sensor-Water Temperature	P 1	Various	Purchased	Assembled	-	.07	-	.8100	.0810			.8910
Sensor-Oil Pressure	P 1	Various	Purchased	Assembled	-	.09	-	.8500	.0850			.9350
SUBTOTALS: SENSORS	-	--	--	--	-	.16	-	1.6600	.1660			1.8260
Housing-Screen & Tube Assembly	5 1	Steel	Crs Strip Coil	Stamping	.54	.23	.0813	.0008	-			.8821
Holder-Screen & Tube Assembly	1 1	Steel	Crs Strip Coil	Stamping	.12	.04	.0184	.0002	-			.0186
Screen-Screen & Tube Assembly	1 1	Steel	Wire Mesh Steel Screen	Stamping	.03	.01	.0203	.0002	-			.0205
Tube-Screen & Tube Assembly	2 1	Steel	Erw Steel Tubing	C.O. & Tube Bending	.44	.19	.0654	.0007	-			.0661
Support Tube-Screen & Tube Assembly	1 1	Steel	Crs Strip Coil	Stamping	.33	.18	.0490	.0005	-			.0495
Flange	1 1	Steel	Crs Strip Coil	Stamping	.34	.17	.0511	.0005	-			.0516
SUBTOTALS: SCREEN & TUBE ASSEMBLY	-	--	--	--	1.80	.82	.2855	.0029	-			.2884

MATERIALS STUDY

Vehicle - 1975 PINTO

18 of 23

PRODUCT - PPG VII: 30-ENGINE

TASK NO. - XI

Part Description	No. Oper Usage	ANALYSIS			WEIGHT #		DIRECT MATERIAL COST (\$)					Total Var. Mfg. Cost
		Material Grade	Form	Cond.	Rough	Fin.	Raw	Scrap	Other	Vendor Profit	Total	
30-ENGINE (CONTINUED)												
Cover-Separator Crankcase	3 1	Steel	Cr Dq Steel Strip Coil	Stamping	.18	.09	.0249	.0002	-	-	.0251	.0398
Tube	5 1	Steel	Drawn Steel Tubing	C.O. & Bending	.03	.01	.0316	.0003	-	-	.0319	.0854
Assembly	5 1	Rubber & Steel	Purchased Finished	--	-	.05	-	-	.0050	-	.0050	.1315
Sump	4 1	Steel	Ers DQ Strip Coil	Stamping	.30	.21	.0427	.0004	.0038	-	.0469	.0628
Tube	4 1	Steel	Drawn Steel Tubing	Cut Off Bending & Bending	.03	.01	.0144	.0001	-	-	.0145	.0949
Sump Inner	4 1	Steel	Cr Dq Strip Coil	Stamping & Plating	.14	.07	.0201	.0002	.0015	-	.0218	.0415
Diaphragm	1 1	Rubber	Sheet Rubber Rolled	Stamping	.02	.01	.0084	.0001	-	-	.0085	.0139
SUBTOTALS: SEPARATOR CRANKCASE	- -	--	--	--	.70	.45	.1421	.0013	.0103	-	.1537	.4698

MATERIALS STUDY

Vehicle - 1975 PINTO
TASK NO. - XI

19 of 23

PRODUCT - PPG VII: 30-ENGINE

Part Description	No. Oper.	ANALYSIS			WEIGHT #		DIRECT MATERIAL COST (\$)				Total Var. Mfg. Cost	
		Material Grade	Form	Cond.	Rough	Fin.	Raw	Scrap	Other	Vendor Profit		Total
30-ENGINE (CONTINUED)												
Housing Torque Converter	5 1	Steel	Crs Dq Flat Sheet	Stamping & Machining	10.54	5.70	1.3700	.0137	-	-	1.3837	1.7152
Nut-Torque Converter	7 3	Steel	Hrs-P60 Bar Steel	Machining	.11	.03	.0612	.0006	-	-	.0618	.2325
Plug-Torque Converter	3 1	Steel	Crs Round Bar	Machining	.25	.07	.0454	.0005	-	-	.0459	.0720
Assy-Torque Converter	4 1	--	Finished Assembled & Machined Components		-	-	.0252	-	-	-	.0252	.5438
SUBTOTALS: HOUSING TORQUE CONVERTER	- -	--	--	--	10.90	5.80	1.5018	.0148	-	-	1.5166	2.5635
Ring-Outer-Impeller Wheel	2 1	Steel	Crs Dq Strip Coil	Stamping	15.07	5.41	2.1104	.0211	-	-	2.1315	2.2129
Hub	7 1	Steel Tubing	Drawn Steel Tubing	Machining	.19	.14	.0468	.0005	-	-	.0473	.2071
Vanes	2 31	Steel	Crs Strip Coil	Stamping	2.70	1.65	.3813	.0031	-	-	.3844	.4712
Ring-Inner	1 1	Steel	Crs Dq Strip Coil	Stamping	2.36	1.61	.3300	.0033	-	-	.3333	.3794
SUBTOTALS: IMPELLER WHEEL	- -	--	--	--	20.32	8.81	2.8685	.0280	-	-	2.8965	3.2706

MATERIALS STUDY

Vehicle - 1975 PINTO

20 of 23

PRODUCT - PPG VII: 30-ENGINE

TASK NO. - XI

Part Description	No. Oper.	ANALYSIS			WEIGHT #		DIRECT MATERIAL COST (\$)					Total Var. Mfg. Cost
		Material Grade	Form	Cond.	Rough	Fin.	Raw	Scrap	Other	Vendor Profit	Total	
30-ENGINE (CONTINUED)												
Wheel-Stator (Casting)	3	Aluminum	Aluminum Ingot	Aluminum Die Casting	.74	.57	.4305	.0043	-	-	.4348	.6341
Band	2	Steel	Crs Strip Coil	Form Rolling & Welding	1.13	.66	.0363	.0004	-	-	.0367	.0867
Bushing	8	Steel	Crs Round Bar	Machining	1.47	.61	.3085	.0031	-	-	.3116	.4789
Sleeve	4	Sintered Metal	Iron Pellet	Molding & Machining	1.15	1.00	.8038	.0080	-	-	.8118	1.0652
Pin	P	Steel	Purchased Finished	Assembled	-	.07	-	-	.1298	.0130	.1428	.1428
Spring	P	Spring Steel	Purchased Finished	Assembled	-	.62	-	-	.1050	.0105	.1155	.1155
Retainer	1	Plastic	Plastic Bead	Inject Molding	.16	.13	.1030	.0010	-	-	.1040	.1258
Ring Lock	P	Spring Steel	Purchased Finished	Assembled	-	.69	-	-	.0600	.0060	.0660	.0660
SUBTOTALS: STATOR WHEEL	-	--	--	--	4.65	4.35	1.6821	.0168	.2948	.0295	2.0232	2.7150

MATERIALS STUDY

Vehicle - 1975 PINTO
TASK NO. - XI

PRODUCT - PPG VII: 30-ENGINE

21 of 23

Part Description	No. Oper. Usage	ANALYSIS			WEIGHT #		DIRECT MATERIAL COST (\$)					Total Var. Mfg. Cost
		Material Grade	Form	Cond.	Rough	Fin.	Raw	Scrap	Other	Vendor Profit	Total	
30-ENGINE (CONTINUED)												
Ring-Outer Turbine Wheel	2 / 1	Steel	Crs Dq Strip Coil	Stamping	3.08	1.08	.4315	.0043	-	-	.4358	.5217
Ring-Inner	1 / 1	Steel	Crs Dq Strip Coil	Stamping	2.47	1.00	.3452	.0035	-	-	.3487	.3948
Vanes	2 / 27	Steel	Crs Strip Coil	Stamping	2.37	1.10	.3321	.0027	-	-	.3348	.4104
Adaptor	5 / 1	Sintered Metal Pellet	Iron Pellet	Molding & Machining	1.04	.86	.7259	.0073	-	-	.7332	1.1176
Rivet	P / 10	Steel	Purchased Finished	Assembled	-	.10	-	.0450	.0050	.0050	.0500	.0050
Washer-Thrust	6 / 1	Steel	Crs Strip Coil	Stamping	.23	.09	.0322	.0003	-	-	.0325	.0523
Washer-Fiber	P / 1	Fiber	Purchased Finished	Assembled	-	.02	-	.0250	.0025	.0025	.0275	.0275
SUBTOTALS: TURBINE WHEEL	- / -	--	--	--	9.19	4.25	1.8669	.0181	.0700	.0075	1.9625	2.5743

MATERIALS STUDY

Vehicle - 1975 PINTO

PRODUCT - PPG VII: 30-ENGINE

TASK NO. - XI

22 of 23

Part Description	No. Oper.	ANALYSIS			WEIGHT #		DIRECT MATERIAL COST (\$)					Total Var. Mfg. Cost
		Material Grade	Form	Cond.	Rough	Fin.	Raw	Scrap	Other	Vendor Profit	Total	
30-ENGINE (CONTINUED)												
Assembly-Torque Converter	4	Steel & Fiber	Finished & Machined Component	Assembled & Welding	-	-	-	.1502	-	-	.1502	1.6111
SUBTOTALS: TORQUE CONVERTER	-	--	--	--	45.06	23.22	8.1538	.1015	.2802	.0135	8.5490	12.7345
Housing-Cover (Casting) Torque Converter	2	Aluminum	Aluminum Pig	Aluminum Die Casting	9.50	7.20	5.2250	.0523	-	-	5.2773	6.6500
SUBTOTALS: HOUSING-TORQUE CONVERTER	-	--	--	--	9.50	7.20	5.2250	.0523	-	-	5.2773	6.6500
Seal-Torque Converter	1	Plastic & Steel	Purchased Finished	Assembled	-	.06	-	.2300	-	.0230	.2530	.2530

SUMMARY
MATERIALS STUDY

Vehicle - 1975 PINTO
TASK NO. - XI

23 of 23

PRODUCT - PPG.VII: 30-ENGINE

Part Description	No. Oper.	ANALYSIS			WEIGHT #		DIRECT MATERIAL COST (\$)					Total Var. Mfg. Cost	
		Material Grade	Form	Cond.	Rough	Fin.	Raw	Scrap	Other	Vendor Profit	Total		
	Usage												
TOTAL	-	--	--	--	381.52	315.33	51.6627	.5398	28.3827	2.3627	82.9479	149.7048	
30-ENGINE	-												

MATERIALS STUDY

Vehicle - 1975 PINTO

PRODUCT - PPG VII: 30-TRANSMISSION

TASK NO. - XI Page 1 of 21

Part Description	No. Oper. Usage	ANALYSIS			WEIGHT #		DIRECT MATERIAL COST (\$)					Total Var. Mfg. Cost
		Material Grade	Form	Cond.	Rough	Fin.	Raw	Scrap	Other	Vendor Profit	Total	
TOTAL 30-TRANSMISSION	-	--	--	--	106.06	78.18	38.3396	1.3010	23.4412	2.3193	54.4011	121.6838
Piston (Clutch) Front	5	Aluminum	Aluminum Pig	Cast Machining	.61	.51	.2926	.0176	-	-	.3102	1.0285
Ball Front Piston Clutch-.1/8" Dia.	1	Steel	Purchase Finish	-	-	.01	-	-	.0100	.0010	.0110	.0110
Ball Front Piston Clutch-3/16" Dia.	1	Steel	Purchase Finish	-	-	.01	-	-	.0150	.0015	.0165	.0165
Gear, Sun	6	Steel	Bar	Machining	1.62	.58	.3238	.0097	-	-	.3335	2.4536
Bearing	1	Steel	Purchase Finish	-	-	.04	-	-	.5000	.0500	.5500	.5500
Rod, Piston & Rod Assembly	4	Steel	Bar	Machining	.14	.05	.0278	.0008	-	-	.0286	.2301
Piston, Piston & Rod Assembly	3	Steel	Coil	Stamping	.74	.22	.1116	.0011	-	-	.1127	.1427
Rubber, Piston & Rod Assembly	1	Rubber	Raw	Molding	.02	.02	.0153	.0006	-	-	.0159	.0972
Housing-Housing Assy.	2	Aluminum	Casting	Machining	14.19	13.35	14.1913	.4257	-	-	14.6170	19.3789
Plug-Housing Assembly	2	Steel	Bar	Machining	.13	.10	.0250	.0008	-	-	.0258	.1950
Cap-Pressure Release Housing Assembly	2	Steel	Coil	Stamping	.02	.01	.0035	-	-	-	.0035	.0112

MATERIALS STUDY

Vehicle - 1975 PINTO

TASK NO. - XI

2 of 21

PRODUCT - PPG VII: 30-TRANSMISSION

Part Description	No. Oper. Usage	ANALYSIS			WEIGHT #		DIRECT MATERIAL COST (\$)					Total Var. Mfg. Cost
		Material Grade	Form	Cond.	Rough	Fin.	Raw	Scrap	Other	Vendor Profit	Total	
30-TRANSMISSION (CONTINUED)												
Vent-Pressure Release Housing Assembly	1	Steel	Bar	Machining	.07	.04	.0141	.0004	-	-	-	.0711
Tube (Dipstick)	1	Steel	Purchase Finished	-	-	.10	-	.3500	.0350	-	-	.3850
Band-Intermediate Servo	1	Steel	Coil	Stamping	.49	.30	.0737	.0007	-	-	-	.0893
Clip-Band End	3	Steel	Coil	Stamping	.54	.24	.0812	.0008	-	-	-	.1522
Lining-Band Assembly	1	Paper	Purchase Finished	-	-	.05	-	.1700	.0170	-	-	.1870
Band-Reverse Clutch	8	Grey Iron	Pig	Casting Machining	1.28	.98	.1024	.0061	-	-	-	.6970
Lining-Reverse Clutch	6	Asbestos	Purchase Finished	-	-	.18	-	.2400	.0740	-	-	.2640
Assemble-Band Assy.	2	Adhesive	Purchase Finished	-	-	-	-	.0450	-	-	-	.3293
Support, Stator-Front Pump	11	Grey Iron	Pig	Casting Machining	9.36	7.17	1.4040	.0983	-	-	-	4.9578
Gear, Driven	8	Steel	Sintered	Briquet Sinter Machining	.53	.48	.1742	.0017	-	-	-	.5141
Gear, Drive	9	Steel	Sintered	Briquet Sinter Machining	.30	.27	.0980	.0010	-	-	-	.5024

MATERIALS STUDY

Vehicle - 1975 PINTO

TASK NO. - XI

PRODUCT - PPG VII: 30-TRANSMISSION

Part Description	No. Oper. Usage	ANALYSIS			WEIGHT #		DIRECT MATERIAL COST (\$)					Total Var. Mfg. Cost
		Material Grade	Form	Cond.	Rough	Fin.	Raw	Scrap	Other	Vendor Profit	Total	
30-TRANSMISSION (CONTINUED)												
Bushing	P 1	Steel Copper	Purchase Finished	-	-	.02	-	-	.1000	.0100	.1100	.1100
Insert-3/8" Dia.	2 1	Steel	Bar Machining		.03	.02	.0055	.0002	-	-	.0057	.0279
Insert-3/16" Dia.	1 3	Steel	Bar Machining		.02	.02	.0042	.0003	-	-	.0045	.0219
Ball-1/4" Dia.	P 4	Lead	Purchase Finished		-	.02	-	-	.0400	.0040	.0440	.0440
Drum-Intermediate Brake	10 1	Grey	Pig Casting Machining		5.53	4.21	.8828	.0580	-	-	.9408	3.1943
Ball	P 1	Steel	Purchase Finished		-	.02	-	-	.0100	.0010	.0110	.0110
Bearing	P 1	Steel Copper	Purchase Finished		-	.02	-	-	.2000	.0200	.2200	.2200
Retainer, Overrunning Clutch	3 1	Steel	Coil Stamping		.13	.04	.0187	.0002	-	-	.0189	.0300
Spring	P 1	Copper	Purchase Finished		-	.01	-	-	.0500	.0050	.0550	.0550
Hose	1 1	Rubber	Hose Machining		.03	.03	.0138	.0004	-	-	.0142	.0214
Tape	1 2	Plastic	Roll Machining		-	-	.0080	.0004	-	-	.0082	.0228

MATERIALS STUDY

Vehicle - 1975 PINTO

4 of 21

PRODUCT - 1PG-VII: 30-TRANSMISSION

TASK NO. - XI

Part Description	No. Oper. Usage	ANALYSIS			WEIGHT #		DIRECT MATERIAL COST (\$)					Total Var. Mfg. Cost	
		Material Grade	Form	Cond.	Rough	Fin.	Raw	Scrap	Other	Vendor Profit	Total		
30-TRANSMISSION (CONTINUED)													
Drum-Brake	3 1	Grey Iron	Pig	Casting	3.96	-	.5655	.0396	-	-	-	.6051	1.1801
Drum-Brake	7 1	Grey Iron	Casting	Machining	-	2.90	-	-	-	-	-	-	.8303
Clutch Ring	5 1	Steel	Sintered	Briquet Size Machining	.87	.75	.6054	.0242	-	-	-	.6296	.8005
Retainer, Clutch Ring	6 1	Steel	Bar	Machining	1.67	.30	.3006	.0120	-	-	-	.3126	.4652
Spring	P 1	Spring Steel	Purchase Finished	-	-	.02	-	-	.1200	-	.0120	.1320	.1320
Bearing	P 10	Steel Copper	Purchase Finished	-	-	.10	-	-	.1500	-	.0150	.1650	.1650
Cylinder-Front Clutch	16 1	Grey Iron	Pig	Casting Machining	4.55	3.50	.6825	.0478	-	-	-	.7303	3.3094
Cylinder-Front Clutch Pin Assemble	1 1	Steel	Purchase Finished	-	-	-	-	-	.0100	-	-	.0100	.0753
Housing-Extension	11 1	Aluminum	Billet	Casting Machining	4.49	3.45	2.6013	.1821	-	-	-	2.7834	4.9174
Bushing	P 1	Steel Copper	Purchase Finished	-	-	.11	-	-	.1500	-	.0150	.1650	.1650
Sleeve	2 1	Steel	Coil	Stamping	.05	.03	.0066	.0001	-	-	-	.0067	.0145

MATERIALS STUDY

Vehicle - 1975 PINTO

TASK NO. - XI

5 of 21

PRODUCT - PRG VII: 30-ENGINE

Part Description	No. Oper. Usage	ANALYSIS			WEIGHT #		DIRECT MATERIAL COST (\$)					Total Var. Mfg. Cost
		Material Grade	Form	Cond.	Rough	Fin.	Raw	Scrap	Other	Vendor Profit	Total	
30-TRANSMISSION (CONTINUED)												
Rod-Parking Pawl Actuating	4 / 1	Steel	Bar	Machining	.14	.12	.0173	.0005	-	-	.0178	.3087
End-Parking Pawl Actuating	1 / 1	Steel	Bar	Machining	.07	.06	.0031	.0001	-	-	.0032	.0465
Lever-Manual Control Valve Detent	2 / 1	Steel	Coil	Stamping	.51	.10	.0716	.0007	-	-	.0723	.0855
Plate-Manual Control Valve Detent	2 / 1	Steel	Coil	Stamping	.07	.04	.0094	.0001	-	-	.0095	.0176
Pin, Head	P / 3	Steel	Purchase Finished	-	-	.03	-	-	.0135	.0015	.0150	.0150
Pin, Straight	P / 2	Steel	Purchase Finished	-	-	.02	-	-	.0030	.0003	.0033	.0033
Assemble-Detent Lever Manual Control Valve	1 / 1	Chromate	Liquid	Surface Finishing	-	-	-	-	.0035	-	.0035	.0035
Shaft-Lever Downshift Detent	3 / 1	Steel	Bar	Machining	.10	.08	.0186	.0006	-	-	.0192	.1682
Lever-Lever Downshift Detent	3 / 1	Steel	Coil	Stamping	.06	.04	.0088	.0001	.0015	-	.0104	.0297
Stud-Lever, Manual	2 / 1	Steel	Bar	Machining	.31	.14	.0625	.0019	-	-	.0644	.2662
Arm-Lever, Manual	4 / 1	Steel	Sheet	Stamping	.25	.10	.0329	.0003	.0015	-	.0347	.0570

MATERIALS STUDY

Vehicle - 1975 PINTO

TASK NO. - XI

6 of 21

PRODUCT - FIG VII: 30-TRANSMISSION

Part Description	No. Oper. Usage	ANALYSIS			WEIGHT #		DIRECT MATERIAL COST (\$)					Total Var. Mfg. Cost
		Material Grade	Form	Cond.	Rough	Fin.	Raw	Scrap	Other	Vendor Profit	Total	
30-TRANSMISSION (CONTINUED)												
Bushing-Lever, Manual	P 1	Plastic	Purchase Finished	-	-	.02	-	-	.0300	.0030	-	.0330
O'Ring-Lever, Manual	P 1	Rubber	Purchase Finished	-	-	.01	-	-	.0150	.0015	-	.0165
Detent-Manual Valve	1 1	Steel	Coil	Stamping	.04	.03	.0053	.0001	-	-	-	.0108
Bearing-Manual Valve	P 1	Steel	Purchase Finished	-	-	.01	-	-	.0150	.0015	-	.0165
Pin-Manual Valve	P 1	Steel	Purchase Finished	-	-	.01	-	-	.0050	.0005	-	.0055
Carrier-Planetary Assembly	8 1	Aluminum	Billet	Cast Machine	.68	.52	.3583	.0036	-	-	-	1.0251
Gear-Planetary	11 3	Steel	Bar	Machining	.68	.20	.1353	.0042	-	-	-	1.7511
Pin-Gear & Needle	7 3	Steel	Bar	Machining	.12	.01	.0213	.0003	-	-	-	.1722
Pin-Drive Gear	P 3	Steel	Purchase Finished	-	-	.01	-	-	.0075	.0009	-	.0084
Washer, Tag	2 6	Steel	Coil	Stamping	.06	.02	.0078	.0001	-	-	-	.0468
Spacer	P 6	Spring Steel	Purchase Finished	-	-	.01	-	-	.0090	.0006	-	.0096

MATERIALS STUDY

Vehicle - 1975 PINTO

7 of 21

PRODUCT - PPG VII: 30-TRANSMISSION

TASK NO. - XI

Part Description	No. Oper./Usage	ANALYSIS			WEIGHT #		DIRECT MATERIAL COST (\$)					Total Var. Mfg. Cost	
		Material Grade	Form	Cond.	Rough	Fin.	Raw	Scrap	Other	Vendor Profit	Total		
30-TRANSMISSION (CONTINUED)													
Needle-Rearing	P / 36	Steel	Purchase Finished	-	-	.04	-	-	.1980	.0216	-	.2196	.2196
Carrier-Gear Planetary, Forward	11 / 1	Aluminum	Billet Cast Machine	.69	.69	.53	.3653	.0037	-	-	-	.3690	1.4012
Gear-Planetary	11 / 3	Steel	Bar	.68	.68	.20	.1353	.0042	-	-	-	.1395	1.7511
Pin-Gear & Needle	7 / 3	Steel	Bar	.12	.12	.01	.0213	.0003	-	-	-	.0216	.1722
Pin-Drive Gear	P / 3	Steel	Purchase Finished	-	-	.01	-	-	.0075	.0009	-	.0084	.0084
Washer, Tag	6 / 2	Steel	Coil	.06	.06	.02	.0078	.0001	-	-	-	.0079	.0468
Spacer	P / 6	Spring Steel	Purchase Finished	-	-	.01	-	-	.0090	.0006	-	.0096	.0096
Needle-Bearing	P / 36	Steel	Purchase Finished	-	-	.01	-	-	.1980	.0216	-	.2196	.2196
Bearing Assembly-Planetary Gear-Forward	P / 1	Steel	Purchase Finished	-	-	.03	-	-	.2500	.0250	-	.2750	.2750
Bracket-Support Assy.	1 / 1	Steel	Coil	.09	.09	.04	.0124	.0001	-	-	-	.0125	.0258
Plate-Support Assy.	2 / 1	Steel	Coil	.43	.43	.30	.0597	.0006	-	-	-	.0603	.0736

MATERIALS STUDY

Vehicle - 1975 PINTO

PRODUCT - PG. VII: 30-TRANSMISSION

TASK NO. - XI

9 of 21

Part Description	No. Oper. Usage	ANALYSIS			WEIGHT #		DIRECT MATERIAL COST (\$)					Total Var. Mfg. Cost
		Material Grade	Form	Cond.	Rough	Fin.	Raw	Scrap	Other	Vendor Profit	Total	
30-TRANSMISSION (CONTINUED)												
Screw & Washer	P 1	Steel	Purchase Finished	-	-	.01	-	-	.0015	.0002	-	.0017
Cover-Upper, Filter Screen	2 1	Steel	Coil	Stamping	.21	.16	.0294	.0003	-	-	-	.0297
Filter	2 1	Steel	Coil	Stamping	.19	.14	.0260	.0003	-	-	-	.0400
Screen	2 1	Steel Wire Mesh	Coil	Stamping	.01	.01	.0980	.0010	-	-	-	.1079
Cover-Lower	2 1	Steel	Coil	Stamping	.24	.19	.0342	.0003	-	-	-	.0482
Carton & Separator for Filter	P -	Card Board	Purchase Finished	-	-	-	-	-	.0150	-	-	.0150
Roller-Overrunning Clutch	6 12	Steel	Sintered	Briquet Sinter Size Machining	.22	.21	.0876	.0012	-	-	-	.0888
Strut, Intermediate Brake Band	7 1	Steel	Sintered	Briquet Sinter Size Machining	.09	.08	.0298	.0003	-	-	-	.0301
Washer, Input Shell, Thrust	3 1	Steel	Coil	Stamping	.09	.04	.0135	.0001	-	-	-	.0136
Plate-Main Control Separating	3 1	Steel	Coil	Stamping	1.26	.75	.1887	.0019	-	-	-	.1906
Nut-Reverse Band Adjust	P 1	Steel Rubber	Purchase Finished	-	-	.03	-	-	.0500	.0050	-	.0550

MATERIALS STUDY

Vehicle - 1975 PINTO

PRODUCT - PPG VII: 30-TRANSMISSION

TASK NO. - XI

9 of 21

Part Description	No. Oper Usage	ANALYSIS			WEIGHT #		DIRECT MATERIAL COST (\$)					Total Var. Mfg. Cost
		Material Grade	Form	Cond.	Rough	Fin.	Raw	Scrap	Other	Vendor Profit	Total	
30-TRANSMISSION (CONTINUED)												
Screw-Reverse Band Adjust	1	Steel	Bar	Machining	.17	.11	.0334	.0010	-	-	.0344	.0922
Lever-Intermediate Band Servo	4	Aluminum	Billet	Casting Machining	.07	.06	.0360	.0007	-	-	.0367	.1702
Washer, Thrust-Rear Output Shaft	2	Steel Copper	Strip	Stamping	.11	.05	.1049	.0011	-	-	.1060	.1223
Washer, Thrust- Intermediate Brake Drum	2	Steel Copper	Strip	Stamping	.17	.04	.1674	.0017	-	-	.1691	.1842
Spring-Forward Clutch, Piston	P 20	Spring Steel	Purchase Finished	-	-	.08	-	-	.0400	.0040	.0440	.0440
Spring-Front Clutch, Piston	P 15	Spring Steel	Purchase Finished	-	-	.15	-	-	.0750	.0075	.0825	.0825
Ring, Snap-Output Shaft	P 1	Spring Steel	Purchase Finished	-	-	.01	-	-	.0100	.0010	.0110	.0110
Clutch, Forward Disc (Friction)	P 4	Steel Fibre	Purchase Finished	-	-	.27	-	-	2.6800	.2680	2.9480	2.9480
Clutch-High, Reverse	P 4	Steel Fibre	Purchase Finished	-	-	.29	-	-	2.8800	.2880	3.1680	3.1680
Gasket, Valve Body- Separator Plate	P 1	Paper	Purchase Finished	-	-	.02	-	-	.3000	.0300	.3300	.3300
Gasket, Valve Body- Separator Plate	P 1	Paper	Purchase Finished	-	-	.02	-	-	.3000	.0300	.3300	.3300

MATERIALS STUDY

Vehicle - 1975 PINTO

PRODUCT - PPG VII: 30-TRANSMISSION

TASK NO. - XI

10 of 21

Part Description	No. Oper. Usage	ANALYSIS		WEIGHT #		Fin.	DIRECT MATERIAL COST (\$)				Total Var. Mfg. Cost	
		Material Grade	Form	Cond.	Rough		Scrap	Raw	Other	Vendor Profit		Total
30-TRANSMISSION (CONTINUED)												
Gasket-Front Oil Pump to Case	P 1	Paper	Purchase Finished	-	-	.01	-	.1000	.0100	.1100	.1100	
Plate-Hydraulic Pump	4 1	Steel	Coil	Stamping	.82	.48	.1233	.0037	-	.1270	.1999	
Hub-Output Shaft	10 1	Grey Iron	Pig	Casting Machining	.48	.37	.1010	.0010	-	.1020	.7272	
Washer, Thrust-Reverse Drum	2 1	Steel Copper	Coil	Stamping	.13	.04	.0253	.0003	-	.0256	.0337	
Shaft, Output	24 1	Steel	Bar	Machining	6.05	4.25	1.2095	.0363	-	1.2458	6.2198	
Race, Inner-Overrun Clutch	14 1	Steel	Bar	Machining	2.11	1.08	.5271	.0211	-	.5482	1.8308	
Seal-Front Oil Pump	P 1	Rubber	Purchase Finished	-	-	.04	-	.4283	.0428	.4711	.4711	
Seal-Servo Case to Cover	P 1	Rubber	Purchase Finished	-	-	.01	-	.0500	.0050	.0550	.0550	
Spring (Assorted) Valve Body	P 15	Spring Steel	Purchase Finished	-	-	.04	-	.3000	.0300	.3300	.3300	
Plug	P 2	Steel	Purchase Finished	-	-	.04	-	.0200	.0020	.0220	.0220	
Pushing-Housing	P 1	Steel Copper	Purchase Finished	-	-	.05	-	.3500	.0350	.3850	.3850	

MATERIALS STUDY

Vehicle - 1975 PINTO

11 of 21

PRODUCT - PPG VII: 30-TRANSMISSION

TASK NO. - XI

Part Description	No. Oper. Usage	ANALYSIS			WEIGHT #			DIRECT MATERIAL COST (\$)					Total Var. Mfg. Cost	
		Material Grade	Form	Cond.	Rough	Fin.	Raw	Scrap	Other	Vendor Profit	Total			
30-TRANSMISSION (CONTINUED)														
Valve-Pressure Boost 1st & 2nd	8 1	Aluminum	Bar	Machining	.01	.01	.0089	.0003	.0165	-	.0257	.3630		
Valve-Cutback Pressure Reduction	8 1	Aluminum	Bar	Machining	.01	.01	.0104	.0003	.0165	-	.0272	.3645		
Valve-Switching, 1st & 2nd Gear	8 1	Aluminum	Bar	Machining	.02	.01	.0158	.0005	.0182	-	.0345	.3718		
Valve-Main Regular Boost	8 1	Aluminum	Bar	Machining	.04	.01	.0263	.0008	.0182	-	.0453	.3964		
Valve-Main Pipe Regulator	8 1	Aluminum	Bar	Machining	.04	.02	.0303	.0009	.0182	-	.0494	.4005		
Valve-Throttle Pressure Boost	8 1	Aluminum	Bar	Machining	.04	.01	.0253	.0008	.0165	-	.0426	.3937		
Valve-High Speed Switching Control	8 1	Aluminum	Bar	Machining	.03	.01	.0181	.0005	.0165	-	.0351	.3862		
Valve-Coast Down, 3-2 Switching Control	8 1	Aluminum	Bar	Machining	.03	.01	.0194	.0006	.0176	-	.0376	.3887		
Valve-Switching, 2-3 Gear	8 1	Aluminum	Bar	Machining	.08	.04	.0578	.0017	.0182	-	.0777	.4432		
Valve-Second Gear	7 1	Aluminum	Bar	Machining	.09	.04	.0630	.0019	.0193	-	.0842	.4497		
Valve-Slide, Manual Selector	10 1	Aluminum	Bar	Machining	.1800	.07	.1260	.0038	.0303	-	.1601	.6348		

MATERIALS STUDY

Vehicle - 1975 PINTO

TASK NO. - XI

17 of 21

PRODUCT - PPG VII: 30-TRANSMISSION

Part Description	No. Oper. Usage	ANALYSIS			WEIGHT #		DIRECT MATERIAL COST (\$)					Total Var. Mfg. Cost
		Material Grade	Form	Cond.	Rough	Fin.	Raw	Scrap	Other	Vendor Profit	Total	
30-TRANSMISSION (CONTINUED)												
Ball-Check Valve	P 5	Rubber	Purchase Finished	-	-	.01	-	-	.0250	.0025	.0275	.0275
Pin-Valve Body	1 / 1	Steel	Coil	Stamping	.01	.01	.0002	-	-	-	.0002	.0056
Pin-Valve Body	1 / 1	Steel	Bar	Machining	.01	.01	.0007	-	-	-	.0007	.0071
Valve-Band Release Delay	2 / 1	Steel	Bar	Machining	.03	.01	.0055	.0002	-	-	.0057	.1552
Valve-Backout Control	3 / 1	Steel	Bar	Machining	.04	.02	.0074	.0002	-	-	.0076	.2010
Valve-Pressure Boost, Governor Control	2 / 1	Steel	Bar	Machining	.06	.02	.0113	.0003	-	-	.0116	.1380
Insert	2 / 3	Steel	Coil	Stamping	.02	.01	.0036	-	-	-	.0036	.0099
Spacer-Backout Control	1 / 1	Aluminum	Bar	Machining	.01	.01	.0046	.0001	-	-	.0047	.0750
Valve-Kickdown	2 / 1	Steel	Bar	Machining	.07	.04	.0147	.0004	-	-	.0151	.1646
Insert-Valve Body	2 / 3	Steel	Coil	Stamping	.05	.02	.0072	-	-	-	.0072	.0999
Stop-Switching Valve, 1-2 & 2-3	1 / 2	Aluminum	Bar	Machining	.04	.02	.0254	.0008	-	-	.0262	.1854

MATERIALS STUDY

Vehicle - 1975 PINTO

13 of 21

PRODUCT - PPG VII: 30-TRANSMISSION

TASK NO. - XI

Part Description	No. Oper/Usage	ANALYSIS			WEIGHT #			DIRECT MATERIAL COST (\$)				Total Var. Mfg. Cost
		Material Grade	Form	Cond.	Rough	Fin.	Raw	Scrap	Other	Vendor Profit	Total	
30-TRANSMISSION (CONTINUED)												
Stop-Pressure Boost Valve	1	Aluminum	Bar	Machining	.02	.01	.0151	.0005	-	-	.0156	.0952
Stop-Valve Body	2	Aluminum	Bar	Machining	.02	.01	.0134	.0004	-	-	.0138	.1730
Retainer-Spring-Main Pipe Regulator Valve	1	Steel	Coil	Stamping	.05	.01	.0082	.0001	-	-	.0083	.0123
Strut-Front & Rear Servo	6	Grey Iron	Pig	Casting Machining	.43	.39	.0342	.0255	-	-	.0597	.9177
Gear-Output Shaft, Parking	12	Grey Iron	Pig	Casting Machining	3.75	3.00	.3000	.0180	-	-	.3180	2.7875
Clip-Vacuum Diaphragm	3	Steel	Strip	Stamping	.10	.06	.0146	.0002	-	-	.0148	.0186
Valve-Vacuum Throttle	1	Steel	Purchase Finished	-	-	.31	-	-	1.1000	.1100	1.2100	1.2100
Switch Assy.-Neutral Start	1	Aluminum	Purchase Finished	-	-	.10	-	-	.5000	.0500	.5500	.5500
Cover-Intermediate Band Servo	3	Aluminum	Billet	Casting Machining	.17	.14	.0857	.0017	-	-	.0874	.4426
Body-Governor	5	Aluminum	Billet	Casting Machining	.26	.21	.1313	.0026	-	-	.1339	.4387
Spring-Governor Valve	1	Spring Steel	Purchase Finished	-	-	.01	-	-	.0050	.0005	.0055	.0055

MATERIALS STUDY

Vehicle - 1975 PINTO

14 of 21

PRODUCT - PPG VII: 30-TRANSMISSION

TASK NO. - XI

Part Description	No. Oper. Usage	ANALYSIS			WEIGHT #		DIRECT MATERIAL COST (\$)					Total Var. Mfg. Cost
		Material Grade	Form	Cond.	Rough	Fin.	Raw	Scrap	Other	Vendor Profit	Total	
30-TRANSMISSION (CONTINUED)												
Rod-Governor	2 / 1	Steel	Bar	Machining	.15	.02	.0224	.0009	-	-	-	.1160
Valve-Governor, Primary	3 / 1	Steel	Bar	Machining	.13	.03	.0188	.0008	-	-	-	.1454
Weight-Governor	3 / 1	Steel	Bar	Machining	.13	.06	.0199	.0008	-	-	-	.1465
Weight-Governor	4 / 1	Steel	Bar	Machining	.39	.15	.0586	.0023	-	-	-	.2428
Retainer-Spring (Piston)	3 / 1	Steel	Coil	Stamping	.17	.12	.0258	.0003	-	-	-	.1631
Tag-Serial, Identification	1 / 1	Steel	Coil	Stamping	.02	.01	.0033	.0001	-	-	-	.0109
Seal-Gear Output Shaft	5 / 3	Spring Steel	Strip	Stamping	.62	.05	.4320	.0042	-	-	-	.5322
Seal-Front Clutch Cylinder	5 / 2	Spring Steel	Strip	Stamping	.09	.01	.0652	.0006	-	-	-	.1298
Snap Ring-Intermediate Band Servo Cover	4 / 1	Spring Steel	Coil	Stamping	.12	.01	.0857	.0009	-	-	-	.0987
Seal-Reverse Clutch Cylinder	4 / 2	Spring Steel	Coil	Stamping	.33	.03	.2306	.0024	-	-	-	.2572
Snap Ring-Forward Clutch	4 / 1	Spring Steel	Coil	Stamping	.25	.02	.1746	.0018	-	-	-	.1885

MATERIALS STUDY

Vehicle - 1975 PINTO

15 of 21

PRODUCT - PPG VII: 30-TRANSMISSION

TASK NO. - XI

Part Description	No. Oper. Usage	ANALYSIS			WEIGHT #		DIRECT MATERIAL COST (\$)				Total Var. Mfg. Cost	
		Material Grade	Form	Cond.	Rough	Fin.	Raw	Scrap	Other	Vendor Profit		Total
30-TRANSMISSION (CONTINUED)												
Snap Ring-Hub, Output Shaft	4 / 1	Spring Steel	Coil	Stamping	.20	.03	.1404	.0014	-	-	.1418	.1539
Snap Ring-Drum Assy., Intermediate	4 / 1	Spring Steel	Coil	Stamping	.55	.04	.3839	.0038	-	-	.3877	.3998
Snap Ring-Front Clutch Cylinder	4 / 1	Spring Steel	Coil	Stamping	.56	.05	.3905	.0039	-	-	.3944	.4065
Snap Ring-Intermediate Brake Drum	4 / 1	Spring Steel	Coil	Stamping	.38	.03	.2691	.0027	-	-	.2718	.2839
Piston-Forward Clutch	3 / 1	Aluminum	Billet	Casting Machining	.45	.39	.2153	.0129	-	-	.2282	.6925
Retainer-Clutch Piston Spring	1 / 1	Steel	Coil	Stamping	.22	.07	.0322	.0003	-	-	.0325	.0440
Plate-Clutch Pressure	7 / 1	Steel	Tubing	Machining	1.05	.83	.4732	.0142	-	-	.4874	1.2590
Plate-Clutch Pressure	7 / 3	Steel	Tubing	Machining	2.98	1.05	1.3404	.0402	-	-	1.3806	3.6954
Clutch-High-Reverse	4 / 4	Steel	Coil	Stamping	2.95	.64	.4420	.0044	-	-	.4464	.5976
Clutch-Forward	4 / 3	Steel	Coil	Stamping	2.11	.42	.3162	.0033	-	-	.3195	.4329
Spring-Intermediate Band Servo	P / 1	Spring Steel	Purchased Finished	-	-	.05	-	.0500	-	.0050	.0550	.0550

Part Description	No. Oper Usage	ANALYSIS		WEIGHT #		DIRECT MATERIAL COST (\$)					Total Var. Mfg. Cost		
		Material Grade	Form	Cond.	Rough	Fin.	Raw	Scrap	Other	Vendor Profit		Total	
30-TRANSMISSION (CONTINUED) Valve Body	2	Aluminum	Casting	Machining	2.80	2.50	2.8000	.0560	-	-	-	2.8560	3.0537
Snap Rings	P 8	Spring	Purchase Finished	-	-	.17	-	-	.3314	.0331	-	.3645	.3645
O' Rings	P 9	Rubber	Purchase Finished	-	-	.03	-	-	.0622	.0062	-	.0684	.0684
Fasteners	P 63	Steel	Purchase Finished	-	-	2.71	-	-	1.0849	.1085	-	1.1934	1.1934
Washers	P 12	Aluminum Steel	Purchase Finished	-	-	.04	-	-	.0196	.0020	-	.0216	.0216
Nut	P 1	Steel	Purchase Finished	-	-	.03	-	-	.0122	.0012	-	.0134	.0134
Hose-Vacuum Line	1	Rubber	Coil Hose	Machining	.04	.04	.0164	.0006	-	-	-	.0170	.0314
Connector-Oil Tube	P 3	Steel	Purchase Finished	-	-	.07	-	-	.0702	.0069	-	.0771	.0771
Connector-Oil Tube	P 1	Steel	Purchase Finished	-	-	.02	-	-	.0229	.0023	-	.0252	.0252
Coolant Line Assembly	P 1	Steel	Purchase Finished	-	-	1.00	-	-	5.0000	.5000	-	5.5000	5.5000
Vacuum Line-Throttle Valve	P 1	Steel	Purchase Finished	-	-	.33	-	-	1.3092	.1309	-	1.4401	1.4401

MATERIALS STUDY

Vehicle - 1975 PINTO
TASK NO. - XI

17 of 21

PRODUCT - PPG VII: 30-TRANSMISSION

Part Description	No. Oper	ANALYSIS			WEIGHT #		DIRECT MATERIAL COST (\$)				Total Var. Mfg. Cost	
		Material Grade	Form	Cond.	Rough	Fin.	Raw	Scrap	Other	Vendor Profit		Total
Usage												
30-TRANSMISSION (CONTINUED)												
Tube Assembly-Oil Cooler By Pass	P 1	Steel Copper	Purchase Finished	-	-	.10	-	-	.4915	.0492	.5407	.5407
Filler Tube (dipstick)	P 1	Steel Rubber	Purchase Finished	-	-	.32	-	-	.2500	.0250	.2750	.2750
Dipstick Assembly	P 1	Steel Rubber Plastic	Purchase Finished	-	-	.10	-	-	.3000	.0300	.3300	.3300
Seal, Inner-Clutch Piston	P 1	Rubber	Purchase Finished	-	-	.01	-	-	.0323	.0032	.0355	.0355
Seal, Inner-Forward Clutch Piston, Inner	P 1	Rubber	Purchase Finished	-	-	.01	-	-	.0774	.0077	.0851	.0851
Seal, Inner-Forward Clutch Piston, Outer	P 1	Rubber	Purchase Finished	-	-	.01	-	-	.0990	.0099	.1089	.1089
Seal-Clutch Piston, Outer	P 1	Rubber	Purchase Finished	-	-	.01	-	-	.0862	.0086	.0948	.0948
Washer, Thrust-Front Pump Support	2 1	Steel Copper	Coil	Stamping	.31	.08	.0582	.0006	-	-	.0588	.0678
Washer, Thrust-Planetary Pinion	3 2	Steel Copper	Coil	Stamping	.27	.10	.0372	.0004	.0010	-	.0386	.0612
Race-Sun Gear Thrust Bearing, Rear	2 1	Steel	Coil	Stamping	.02	.01	.0034	-	-	-	.0034	.0122
Washer-Forward Ring Gear Hub Thrust	3 1	Steel Copper	Coil	Stamping	.09	.02	.0126	.0001	.0002	-	.0129	.0242

MATERIALS STUDY

Vehicle - 1975 PINTO

TASK NO. - XI

18 of 21

PRODUCT - PPG VII: 30-TRANSMISSION

Part Description	No. Oper. Usage	ANALYSIS			WEIGHT #		DIRECT MATERIAL COST (\$)					Total Var. Mfg. Cost	
		Material Grade	Form	Cond.	Rough	Fin.	Raw	Scrap	Other	Vendor Profit	Total		
30-TRANSMISSION (CONTINUED)													
Pan, Oil	1 / 1	Steel	Coil	Stamping	4.40	2.45	.6162	.0062	-	-	-	.6224	.6695
Gasket-Oil Pan	1 / 1	Gasket Material	Sheet	Stamping	.03	.02	.0180	.0002	-	-	-	.0182	.0259
Shaft Input-Case	7 / 1	Steel	Bar	Machining	1.16	1.04	.2093	.0021	-	-	-	.2114	.5887
Gasket-Oil Pan Screen	1 / 1	Rubber	Sheet	Stamping	.01	.01	.0023	-	-	-	-	.0023	.0045
Bolt & Washer-Oil Pan	P / 13	Steel	Purchase Finished	-	-	.39	-	-	.0741	-	-	.0819	.0819
Snap Ring-Reverse Brake Drum	P / 1	Spring Steel	Purchase Finished	-	-	.02	-	-	.0300	-	-	.0330	.0330
Washer, Thrust-Forward Cylinder Hub	4 / 1	Steel	Coil	Stamping	.06	.02	.0077	.0001	.0002	-	-	.0080	.0264
Bolt-Spring	P / 1	Steel	Purchase Finished	-	-	.02	-	-	.0035	-	-	.0039	.0039
Spring-Park Actuating Lever Rod	P / 1	Spring Steel	Purchase Finished	-	-	.03	-	-	.0250	-	-	.0275	.0275
Piston-Reverse Band Servo	2 / 1	Aluminum	Billet	Cast Machining	.43	.33	.2574	.0180	-	-	-	.2754	.5032
Rod-Reverse Band Servo Piston	6 / 1	Steel	Bar	Machining	.27	.09	.0535	.0016	-	-	-	.0551	.4612

MATERIALS STUDY

Vehicle - 1975 PINTO

19 of 21

PRODUCT - PPG VII: 30-TRANSMISSION

TASK NO. - XI

Part Description	No. Oper	ANALYSIS			WEIGHT #		DIRECT MATERIAL COST (\$)					Total Var. Mfg. Cost
		Material Grade	Form	Cond.	Rough	Fin.	Raw	Scrap	Other	Vendor Profit	Total	
Usage												
30-TRANSMISSION (CONTINUED)												
Cover-Reverse Band Servo	3 / 1	Steel	Strip	Stamping	.76	.53	.0990	.0010	-	-	.1000	.1141
Snap Ring-Sun Gear	P / 2	Spring Steel	Purchase Finished	-	-	.02	-	.0400	.0040	-	.0440	.0440
Spring-Reverse Band Accumulator	P / 1	Spring Steel	Purchase Finished	-	-	.03	-	.0300	.0030	-	.0330	.0330
Spacer-Rear Band Servo Rod	P / 1	Steel	Purchase Finished	-	-	.01	-	.0021	.0002	-	.0023	.0023
Gasket-Reverse Band Servo	1 / 1	Gasket Material	Sheet	Stamping	.02	.01	.0078	.0001	-	-	.0079	.0109
Spring-Reverse Servo	P / 1	Spring Steel	Purchase Finished	-	-	.11	-	.0600	.0060	-	.0660	.0660
Gasket-Extension Housing	1 / 1	Gasket Material	Sheet	Machining	.02	.01	.0108	.0001	-	-	.0109	.0186
Pawl-Parking Brake	6 / 1	Steel	Sintered	Welding Machining	.16	.12	.1092	.0033	-	-	.1125	.2640
Spring-Parking Pawl Return	4 / 1	Spring Steel	Coil	Stamping	.01	.01	.0008	.0001	-	-	.0009	.0111
Shaft-Parking Pawl	P / 1	Steel	Purchase Finished	-	-	.04	-	.0350	.0035	-	.0385	.0385
Shell-Input	1 / 1	Steel	Coil	Stamping	3.50	1.55	.5946	.0059	-	-	.6005	.6281

MATERIALS STUDY

Vehicle - 1975 PINTO

TASK NO. - XI

20 of 21

PRODUCT - PPG VII: 30-TRANSMISSION

Part Description	No. Oper. Usage	ANALYSIS			WEIGHT #			DIRECT MATERIAL COST (\$)					Total Var. Mfg. Cost
		Material Grade	Form	Cond.	Rough	Fin.	Raw	Scrap	Other	Vendor Profit	Total		
30-TRANSMISSION (CONTINUED)													
Pin-Manual Valve Detent Lever	2 / 1	Steel	Coil	Stamping	.02	.01	.0027	.0001	.0010	-	.0038	.0717	
Hub-Forward Clutch	13 / 1	Steel	Forging	Forging Machining	.59	.42	.2587	.0103	-	-	.2690	1.0596	
Ring Gear-Forward Clutch Hub	6 / 1	Steel	Tubing	Machining	1.13	.85	.0511	.0020	-	-	.0531	.3723	
Gear-Output Shaft Ring	9 / 1	Steel	Tubing	Machining	1.45	.87	.0657	.0026	-	-	.0683	.6239	
Bushing-Housing	P / 1	Steel Copper	Purchase Finished	-	-	.06	-	-	.0950	.0095	.1045	.1045	
Seal-Extension Housing	P / 1	Steel Plastic	Purchase Finished	-	-	.10	-	-	.4200	.0420	.4620	.4620	
Washer	P / 1	Steel	Purchase Finished	-	-	.01	-	-	.0012	.0001	.0013	.0013	
Pin	P / 1	Steel	Purchase Finished	-	-	.01	-	-	.0013	.0001	.0014	.0014	
Clamp	P / 1	Steel	Purchase Finished	-	-	.03	-	-	.0116	.0012	.0128	.0128	
Bushing	P / 1	Steel Copper	Purchase Finished	-	-	.03	-	-	.2325	.0233	.2558	.2558	
Bearing	P / 1	Steel Copper	Purchase Finished	-	-	.06	-	-	.3781	.0379	.4159	.4159	

MATERIALS STUDY

Vehicle - 1975 PINTO

21 of 21

PRODUCT - PPG VII: 30-TRANSMISSION

TASK NO. - XI

Part Description	No. Oper. Usage	ANALYSIS			WEIGHT #		Fin.	Raw	DIRECT MATERIAL COST (\$)			Total Var. Mfg. Cost
		Material Grade	Form	Cond.	Rough	Scrap			Other	Vendor Profit	Total	
30-TRANSMISSION (CONTINUED)												
Pin	P 1	Steel	Purchase Finished	-	-	.05	-	-	.0474	.0047	.0521	.0521
Ring	P 1	Steel Rubber	Purchase Finished	-	-	.01	-	-	.0200	.0020	.0220	.0220
Washer, Thrust	P 1	Steel Copper	Purchase Finished	-	-	.04	-	-	.1000	.0100	.1100	.1100
Spacer	P 1	Nylon Plastic	Purchase Finished	-	-	.01	-	-	.0062	.0006	.0068	.0068
Spacer	P 1	Steel Copper	Purchase Finished	-	-	.08	-	-	.1640	.0164	.1804	.1804
30-TRANSMISSION TOTAL-1975 PINTO	-	--	--	--	106.06	78.18	38.3396	1.3010	23.4412	2.3193	65.4011	121.6838

MATERIALS STUDY

Vehicle - 1976 RABBIT

TASK NO. - XI

PRODUCT - 30-ENGINE (SUMMARY CONTINUED)

Part Description	No. Oper. Usage	ANALYSIS			WEIGHT #		DIRECT MATERIAL COST (\$)					Total Var. Mfg. Cost	
		Material Grade	Form	Cond.	Rough	Fin.	Raw	Scrap	Other	Vendor Profit	Total		
30-ENGINE													
Engine-Block Asm					95.13	83.70	7.7343	.0767	3.6300	.3620	11.8030	26.7702	
Crankshaft					37.63	31.59	3.1662	.0316	.0500	.0050	3.2528	5.6158	
Guide Ring					1.50	.79	.3000	.0030	.1341	.0134	.4505	1.7698	
Piston					4.89	4.80	1.9200	.0192	2.5200	.2520	4.7112	7.0684	
Conn Rods					6.80	5.90	1.3600	.0136	1.1000	.1100	2.5836	10.2900	
Bearings						1.01			3.5800	.3580	3.9380	3.9380	
Flywheel					16.50	15.31	1.9500	.0195	.3364	.0336	2.3395	5.5362	
Cylinder Head					20.78	19.94	10.3760	.1032	2.2100	.2210	12.9102	16.5995	
Intake-Valve					.64	.57	.2480	.0020			.2500	.7640	
Exhaust-Valve					.64	.56	.4040	.0036			.4076	1.0288	
Cylinder Head Asm					10.22	11.14	2.0855	.0212	3.7500	.3530	6.2097	12.7117	

PRODUCT - 30-ENGINE (SUMMARY)

Part Description	No. Oper. Usage	ANALYSIS		WEIGHT #		DIRECT MATERIAL COST (\$)				Total Var. Mfg. Cost		
		Material Grade	Form	Cond.	Rough	Fin.	Raw	Scrap	Other		Vendor Profit	Total
30-ENGINE TOTALS:					225.49	224.06	35,9233	.3567	43.4921	4.3121	84.0842	138.8329

MATERIALS STUDY

Vehicle - 1976 RABBIT

PRODUCT - 30-ENGINE (SUMMARY CONTINUED)

TASK NO. - XI

Part Description	No. Oper. Usage	ANALYSIS			WEIGHT #		DIRECT MATERIAL COST (\$)					Total Var. Mfg. Cost	
		Material Grade	Form	Cond.	Rough	Fin.	Raw	Scrap	Other	Vendor Profit	Total		
30-ENGINE (CONTINUED)													
Cover Cylinder Head					2.54	1.83	.4439	.0043	.4364	.0416	.9262	1.1841	
Oil Pan					5.36	4.99	.8037	.0080	.6684	.0570	1.5371	2.3624	
Intake-Manifold					4.42	4.09	2.1051	.0210	.1145	.0104	2.2520	2.9334	
Exhaust-Manifold					14.15	13.27	1.2472	.0124	.3400	.0320	1.6316	3.9349	
Fuel-Pump						1.04			2.4253	.2425	2.6678	2.6678	
Water-Pump						5.19			10.8724	1.0871	11.9595	11.9595	
Oil-Pump						4.81	1.2778	.0124	1.2100	.1210	2.6212	6.0565	
Intermediate Shaft					4.06	3.41	.3912	.0039	.1150	.0115	.5216	4.2845	
Sensors						.12			.9900	.0990	1.0890	1.0890	
Clutch					.23	8.90	.1104	.0011	7.4187	.7419	8.2721	8.4184	
Misc Engine Parts						1.10			1.5909	.1591	1.7500	1.7500	

MATERIALS STUDY

Vehicle - 1976 RABBIT

Page 1 of 16

PRODUCT - 30-ENGINE

TASK NO. - XI

Part Description	No. Oper. Usage	ANALYSIS			WEIGHT #		DIRECT MATERIAL COST (\$)					Total Var. Mfg. Cost	
		Material Grade	Form	Cond.	Rough	Fin.	Raw	Scrap	Other	Vendor Profit	Total		
Cylinder Block	5	Gray Iron	Pig Iron	C.I. Casting	87.00	72.00	6.9600	.0690				7.0290	20.8800
Main Brg Cap	P 5	C.I. Casting	Purch Casting		5.50	5.44			1.0500	.1050		1.1550	1.1550
Guard-Front & Rear Axle	P 1	Rubber	Purch Finished	Assem		.01			.0200	.0020		.0220	.0220
Sealing Flange	4 1	Alum	Alum Die Casting	Mach	.50	.40	.2400	.0024				.2424	.5825
Sealing Flange	4 1	Alum	Alum Die Casting	Mach	.65	.53	.3120	.0031				.3151	.6552
Seal	P 1	Rubber & Steel	Purch Finished	Assem		.04			.1600	.0160		.1760	.1760
Sleeve	P 2	Steel	Purch Finished	Assem In Block		.01			.1000	.0100		.1100	.1100
Dowel Pin	P 4	Steel	Purch Finished	Assem In Block		.01			.1200	.0120		.1320	.1320
Cover Plate	6 1	Steel	Crs Coil	Stmp	1.42	1.04	.2131	.0021	.0100			.2252	.6353
Cover Plate Shield	2 1	Steel	Crs Coil	Stmp	.06	.03	.0092	.0001				.0093	.0352
Cap	P 4	Steel	Purch Finished	Assem In Block		.01			.0400	.0040		.0440	.0440
Seal	P 1	Rubber & Steel	Purch Finished	Assem		.15			.3100	.0310		.3410	.3410

MATERIALS STUDY

Vehicle - 1976 RABBIT

TASK NO. - XI

Page 2 of 16

PRODUCT - 30-ENGINE

Part Description	No. Oper Usage	ANALYSIS			WEIGHT #		DIRECT MATERIAL COST (\$)					Total Var. Mfg. Cost	
		Material Grade	Form	Cond.	Rough	Fin.	Raw	Scrap	Other	Vendor Profit	Total		
Gasket	P	Paper	Purch	Finished Assem		.03			.2200	.0220		.2420	.2420
Fasteners	P	Steel	Purch	Finished Assem		4.00		1.6000		.1600		1.7600	1.7600
SUBTOTALS: ENGINE					95.13	83.70	7.7343	.0767	3.6300	.3620	11.8030	26.7702	26.7702
Crankshaft	3	Gray Iron	Pig Iron	C. I. Casting	37.00	31.00	2.9600	.0296				2.9896	5.1262
Key-woodruff	P	Steel	Purch	Finished Assem		.01			.0500	.0050		.0550	.0550
Sprocket-Crankshaft	5	Sintered Metal	Pellet Briquet	Casting	.63	.58	.2062	.0020				.2082	.4346
SUBTOTALS: CRANKSHAFT					37.63	31.59	3.1662	.0316	.0500	.0050	3.2528	5.6158	5.6158

MATERIALS STUDY

Vehicle - 1976 RABBIT

Page 3 of 16

PRODUCT - 30-ENGINE

TASK NO. - XI

Part Description	No. Oper. Usage	ANALYSIS			WEIGHT #		DIRECT MATERIAL COST (\$)					Total Var. Mfg. Cost	
		Material Grade	Form	Cond.	Rough	Fin.	Raw	Scrap	Other	Vendor Profit	Total		
30-ENGINE (CONTINUED)													
Guide Ring	6	Steel Casting	Pig Iron	Casting	1.50	.66	.3000	.0030				.3030	1.6223
Seal-Guide Ring	P	Steel	Purch Finished	Assem		.05			.0700	.0070		.0770	.0770
"O" Ring Guide Ring	P	Rubber	Finished	Assem		.02			.0150	.0015		.0165	.0165
Fastenres Guide Ring	P	Steel	Purch Finished	Assem		.06			.0491	.0049		.0540	.0540
SUBTOTALS: GUIDE RING					1.50	.79	.3000	.0030	.1341	.0134		.4505	1.7698
Piston	6	Alum	Alum Ingot	Die Cast	4.00	3.66	1.9200	.0192				1.9392	4.2964
Pin-Piston	P	Steel	Purch Finished	Assem		.88			1.2800	.1280		1.4080	1.4000
Ring-Piston (Set of 3)	P	Steel	Purch Finished	Assem		.34			1.2000	.1200		1.3200	1.3200
Lock Ring	P	Steel	Purch Finished	Assem		.01			.0400	.0040		.0440	.0440
SUBTOTALS: PISTON					4.89	4.80	1.9200	.0192	2.5200	.2520		4.7112	7.0684

MATERIALS STUDY

Vehicle - 1976 RABBIT

Page 4 of 16

PRODUCT - 30-ENGINE

TASK NO. -

XI

Part Description	No. Oper. Usage	ANALYSIS			WEIGHT #		DIRECT MATERIAL COST (\$)					Total Var. Mfg. Cost	
		Material Grade	Form	Cond.	Rough	Fin.	Raw	Scrap	Other	Vendor Profit	Total		
30-ENGINE (CONTINUED)	20												
Connecting Rod	4	Steel	Billet	Forging	6.80	5.09	1.3600	.0136				1.3736	9.0800
Bushing	P 4	Bronze & Steel	Purch Finished	Assem		.19		.9200		.0920		1.0120	1.0120
Fasteners	P 8	Steel	Purch Finished			.62		.1800		.0180		.1980	.1980
SUBTOTALS: CONNECTING ROD													
Bearing-Shell Main	P 4	Various	Purch Finished	Assem		.50		1.8600		.1860		2.0460	2.0460
Bearing-Shell Thrust	P 1	Steel	Purch Finished	Assem		.21		.5200		.0520		.5720	.5720
Connector	P 4	Steel	Purch Finished	Assem		.30		1.2000		.1200		1.3200	1.3200
Bearing-Shell_Rod													
SUBTOTALS: BEARING SHELL						1.01		3.5800		.3580		3.9380	3.9380

MATERIALS STUDY

Vehicle -

1976 RABBIT

PRODUCT - 30-ENGINE

TASK NO. -

XI

Page 5 of 16

Part Description	No. Oper.	ANALYSIS			WEIGHT #		DIRECT MATERIAL COST (\$)					Total Var. Mfg. Cost	
		Material Grade	Form	Cond.	Rough	Fin.	Raw	Scrap	Other	Vendor Profit	Total		
30-ENGINE (CONTINUED)	Usage												
Flywheel	6	Gray Iron	Pig Iron	C.I. Casting	15.00	13.73	1.6500	.0165				1.6665	3.9458
Ring Gear	P	Steel	HR/P&O Bar Coil	Mach	1.50	.80	.3000	.0030				.3030	1.2204
Retaining-Pin	P	Steel	Purch Finished	Assem		.02			.0600			.660	.0660
Fasteners	P	Steel	Purch Finished	Assem		.76			.2764			.3040	.3040
SUBTOTALS: FLYWHEEL					16.50	15.31	1.9500	.0195	.3364	.0336		2.3393	5.5362
Cylinder Head	4	Alum	Alum Ingot	Alum Die Cast	20.00	17.50	9.6000	.0960				9.6960	12.1437
Insert-Valve Seat	P	Steel	Purch Finished	Assem		.15			1.2800			1.4080	1.4080
Guide-Valve	3	Brass	Brass Round Rod	Mach	.78	.30	.7760	.0072				.7832	2.0248
Gasket-Cylinder Head	P	Asbestos & Steel	Purch Finished	Assem		.26			.3000			.3300	.3300
Fasteners	P	Steel	Purch Finished	Assem		1.73			.6300			.6930	.6930

MATERIALS STUDY

Vehicle - 1976 RABBIT

Page 6 of 16

30-ENGINE

PRODUCT -

XI

TASK NO. -

Part Description	No. Oper. Usage	ANALYSIS			WEIGHT #		DIRECT MATERIAL COST (\$)					Total Var. Mfg. Cost	
		Material Grade	Form	Cond.	Rough	Fin.	Raw	Scrap	Other	Vendor Profit	Total		
30-ENGINE (CONTINUED)													
SUBTOTALS: CYLINDER HEAD					20.78	19.94	10.3760	.1032	2.2100	.2210	12.9102	16.5995	
Valve-Intake Head	4	Steel	HR/F&O Bar	Hot Extruded	.40	.34	.1760	.0016			.1776	.4360	
Valve-Intake Stem	2	Steel	Crs Bar	Mach	.24	.23	.0720	.0004			.0724	.3280	
SUBTOTAL: INTAKE VALVE					.64	.57	.2480	.0020			.2500	.7640	
Valve Exhaust Head	6	Steel	HR/F&O Bar	Extruded	.40	.35	.3320	.0032			.3352	.7008	
Stem	2	Steel	Crs Bar	Mach	.24	.21	.0720	.0004			.0724	.3280	
SUBTOTALS: EXHAUST VALVE					.64	.56	.4040	.0036			.4076	1.0288	

MATERIALS STUDY

Vehicle - 1976 RABBIT

Page 7 of 16

30-ENGINE

TASK NO. - XI

PRODUCT -

Part Description	No. Oper. Usage	ANALYSIS			WEIGHT #		DIRECT MATERIAL COST (\$)					Total Var. Mfg. Cost		
		Material Grade	Form	Cond.	Rough	Fin.	Raw	Scrap	Other	Vendor Profit	Total			
30-ENGINE (CONTINUED)														
Camshaft	4	Gray Iron	Pig Iron	C.I. Casting	6.00	5.20	.4800	.0048					.4848	1.6927
Bearing	3	Alum	Alum Ingot	Alum Die Casting	.65	.54	.2990	.0025					.3015	.8610
Seal		Rubber	Purchased	Finished Assem		.01			.1800	.0180			.1980	.1980
Seal	P	Rubber	Purchased	Finished Assem		.01			.0100	.0010			.0110	.0110
Gear	4	Sintered Metal	Pellet Powdered Metal	Pressed Metal	1.50	1.50	.4950	.0049					.4999	.6707
Cam Follower	8	Steel	CR Bar Billet	Cold & Headed Mach	1.24	.86	.4000	.0040					.4040	3.2560
Cover-Belt	3	Steel Rubber Nylon	Stamped & Purchased	Assem		.99	.1875	.0018	.3000				.4893	.7627
Belt	P	Rubber	Purch	Finished Assem		.21			.4000	.0400			.4400	.4400
Key	P	Steel	Purch	Finished Assem		.01			.0300	.0030			.3300	.0330
Pin-Cotter	P	Steel	Purch	Finished Assem		.03			.7200	.0800			.8000	.8000
Seal-Valve Stem	P	Rubber & Steel	Purch	Finished Assem		.03			.8000	.0800			.8800	.8800

MATERIALS STUDY

Vehicle - 1976 RABBIT

Page 8 of 16

PRODUCT - 30-ENGINE

TASK NO. -

XI

Part Description	No. Oper. Usage	ANALYSIS			WEIGHT #		DIRECT MATERIAL COST (\$)					Total Var. Mfg. Cost	
		Material Grade	Form	Cond.	Rough	Fin.	Raw	Scrap	Other	Vendor Profit	Total		
Spring Valve Inner	P / 8	Steel	Finished Purch	Assem		.25			.4000		.0400	.4400	.4400
Spring Valve Outer	P / 8	Steel	Finished Purch	Assem		.59			.7600		.0760	.8360	.8360
Shim	5 / 8	Steel	Crs Strip Coil	Stamped	.48	.38	.1536	.0016				.1552	.8904
Spring Seat Lower	1 / 8	Steel	Crs Strip Coil	Stamped	.20	.13	.0304	.0008				.0312	.1304
Spring Seat Upper	2 / 8	Steel	Crs Round Bar	Mach	.22	.14	.0400	.0008				.0408	.6448
Gasket-Half Round	P / 1	Rubber	Purch Finished	Assem		.01			.0500		.0050	.0550	.0550
Fasteners	P / 1	Steel	Purch Finished	Assem		.25			.1000		.0100	.1100	.1100
CYLINDER HEAD													
SUBTOTALS:ASSEMBLY					10.22	11.14	2.0855	.0212	3.7500	.3530	6.2097	12.7117	

MATERIALS STUDY

Vehicle - 1976 RABBIT

Page 9 of 16

PRODUCT - 30-ENGINE

TASK NO. - XI

Part Description	No. Oper. Usage	ANALYSIS			WEIGHT #			DIRECT MATERIAL COST (\$)					Total Var. Mfg. Cost		
		Material Grade	Form	Cond.	Rough	Fin.	Raw	Scrap	Other	Vendor Profit	Total				
Cover	1	Steel	Crs Strip Coil	Stamped	1.90	1.31	.2850	.0028					.2878	.3178	
Baffle	1	Steel	Crs Strip Coil	Stamped	.25	.11	.0375	.0003					.0378	.0579	
Screen	6	Steel	Expanded Metal Strip Coil	Stamped	.13	.05	.0540	.0006					.0546	.1290	
Tube	P	Steel	Purchased									.0318	.0032	.0350	
Retainer Bar	2	Steel	Crs Bar	Stamped & Painted	.22	.22	.0674	.0006				.0200		.1538	
Cap	1	Steel	Rubber & Steel	Purchased		.14						.2091	.0209	.2300	
Plug	P	Plastic	Purchased			.01						.0027	.0003	.0030	
Gasket	1	Cork	Purchased			.01						.0909	.0091	.1000	
Fasteners	P	Steel	Purchased			.01						.0364	.0036	.0400	
Assemble - (Paint) Cylinder Head Cover												.0455	.0045	.1176	
CYLINDER HEAD															
SUBTOTALS: COVER					2.54	1.83	.4439	.0043				.4364	.0416	.9262	1.1841

MATERIALS STUDY Vehicle - 1976 RABBIT
TASK NO. - XI

PRODUCT - 30-ENGINE No. Oper. Usage Part Description ANALYSIS WEIGHT # DIRECT MATERIAL COST (\$) Total Var. Mfg. Cost Page 10 of 16

Part Description	No. Oper.	Usage	ANALYSIS			WEIGHT #		DIRECT MATERIAL COST (\$)					Total Var. Mfg. Cost	
			Material Grade	Form	Cond.	Rough	Fin.	Raw	Scrap	Other	Vendor Profit	Total		
Oil Pan	8	1	Steel	Crs Sheet Coil	Stamped Assem & Painted	5.36	4.40	.8037	.0080	.0884			.9001	1.7254
Gasket-Oil Pan	P	1	Cork & Paper	Purch Finished Assem			.10			.2300	.0230		.2530	.2530
Plug-Oil Pan w/Seal	P	1	Copper & Steel	Purch Finished Assem			.06			.0400	.0040		.0440	.0440
Dipstick	P	1	Steel	Purch Finished Assem			.15			.2000	.0200		.2200	.2200
Fasteners	P		Steel	Purch Finished Assem			.28			.1100	.0100		.1200	.1200
SUBTOTALS: OIL PAN							5.36	4.99	.8037	.0080	.6684	.0570	1.5371	2.3624
Intake Manifold (Casting)	4	1	Alum	Alum Ingot	Alum Die Cast	4.37	3.97	2.0976	.0209				2.1185	2.7740
Bracket	3	1	Steel	Crs Strip Coil	Stamped & Painted	.05	.03	.0075	.0001				.0076	.0335
Gasket	P	1	Paper	Purch Finished Assem			.01			.0505	.0050		.0555	.0555
Fasteners	P	2	Steel	Purch Finished Assem			.08			.0640	.0064		.0704	.0704

MATERIALS STUDY

1976 RABBIT

Vehicle -
TASK NO. -

Page 11 of 16

30-ENGINE

PRODUCT -

Part Description	No. Oper	ANALYSIS			WEIGHT #		DIRECT MATERIAL COST (\$)					Total Var. Mfg. Cost	
		Material Grade	Form	Cond.	Rough	Fin.	Raw	Scrap	Other	Vendor Profit	Total		
30-ENGINE (CONTINUED)	Usage												
INTAKE					4.42	4.09	2.1051	.0210	.1145	.0114		2.2520	2.9334
SUBTOTALS: MANIFOLD													
Exhaust-Manifold (Casting)	4	Cast Iron	Gray Iron	C.I. Casting	12.50	11.80	1.0000	.0100				1.0100	3.0000
Deflector	6	Steel	Coil	Painted	1.65	1.11	.2472	.0024	.0200			.2696	.5829
Gasket	P 4	Asbestos & Steel	Purch Finished	Assem		.06			.2000	.0200		.2200	.2200
Fasteners	P	Steel	Purch Finished			.30			.1200	.0120		.1320	.1320
EXHAUST					14.15	13.27	1.2472	.0124	.3400	.0320		1.6316	3.9349
SUBTOTALS: MANIFOLD													
Assembly-Fuel Pump	P 1	Alum Die Cast & Steel	Purch Finished	Assem		.88			2.1077	.2108		2.3185	2.3185
Fuel Filter	P 1	Plastic & Paper	Purch Finished	Assem		.03			.1700	.0170		.1870	.1870
Spacer	P 1	Plastic	Purch Finished	Assem		.05			.0700	.0070		.0770	.0770

MATERIALS STUDY

1976 RABBIT

Page 12 of 16

30-ENGINE

Vehicle -

XI

TASK NO. -

Part Description	No. Oper.	ANALYSIS			WEIGHT #		DIRECT MATERIAL COST (\$)					Total Var. Mfg. Cost
		Material Grade	Form	Cond.	Rough	Fin.	Raw	Scrap	Other	Vendor Profit	Total	
30-ENGINE (CONTINUED)												
Gasket	P 1	Paper	Purch Finished	Assem		.01			.0200	.0020		.0220
Fasteners	P	Steel	Purch Finished	Assem		.07			.0576	.0057		.0633
SUBTOTALS: FUEL PUMP						1.04			2.4253	.2425		2.6678
Assembly-Water Pump	P 1	Alum & Steel	Purch Finished	Assem		4.46			10.2124	1.0211		11.2335
Thermostat	P 1	Steel	Purch Finished	Assem		.13			.4200	.0420		.4620
Fasteners	P	Steel	Purch Finished	Assem		.60			.2400	.0240		.2640
SUBTOTALS: WATER PUMP						5.19			10.8724	1.0871		11.9595
Housing-Oil Pump	3 1	Alum	Alum Die Cast	Mach	.80	.54	.3840	.0038				.3878
Cover	3 1	Alum	Alum Die Cast		.90	.69	.4320	.0043				.4363
												.8327

MATERIALS STUDY

Vehicle - 1976 RABBIT

PRODUCT - 30-ENGINE

TASK NO. -

XI

Part Description	No. Oper.	ANALYSIS			WEIGHT #		DIRECT MATERIAL COST (\$)					Total Var. Mfg. Cost	
		Material Grade	Form	Cond.	Rough	Fin.	Raw	Scrap	Other	Vendor Profit	Total		
30-ENGINE (CONTINUED)	Usage												
Base Plate	1	Steel	Crs Strip Coil	Stamped	.43	.26	.0643	.0006				.0649	.0949
Gear	7	Steel	Crs Round Bar	Mach	1.05	.32	.2104	.0020				.2124	2.1792
Gear & Shaft	4	Steel	Crs Round Bar	Mach	.45	.33	.0898	.0008				.0906	.2153
Shaft	3	Steel	Crs Round Bar	Mach	.12	.08	.0246	.0002				.0248	.0248
Sleeve	1	Steel	Crs Round Bar	Mach	.06	.01	.0125	.0001				.0126	.0957
Centering Sleeve	5	Steel	Crs Round Bar	Mach	.25	.06	.0502	.0005				.0507	.4762
Piston	P	Steel	Purch Finished	Assem		.60			.1500			.1650	.1650
Spring	P	Steel	Purch Finished	Assem		.17			.0500			.0550	.0550
Stop	P	Steel	Purch Finished	Assem		.60			.1000			.1100	.1100
Bolt w/Washer	P	Steel	Purch Finished	Assem		.15			.0600			.0660	.0660
Strainer	1	Steel	Crs Coil	Stamped	.03	.02	.0100	.0001				.0101	.0225

MATERIALS STUDY

1976 RABBIT

Vehicle -
TASK NO. - XI

Page 14 of 16

PRODUCT - 30-ENGINE

Part Description	No. Oper Usage	ANALYSIS			WEIGHT #		DIRECT MATERIAL COST (\$)					Total Var. Mfg. Cost	
		Material Grade	Form	Cond.	Rough	Fin.	Raw	Scrap	Other	Vendor Profit	Total		
Gasket	P 1	Paper	Purch Finished	Assem		.01			.0400	.0040		.0440	
Oil Filter	P 1	Paper & Steel	Purch Finished	Assem		.98			.7800	.0780		.8580	
Fasteners	P 3					.11			.0300	.0030		.0330	
SUBTOTALS: OIL PUMP						4.81	1.2778	.0124	1.2100	.1210		2.6212	6.0565
Shaft-Intermediate	9 1	C.I. Casting	Pig Iron	Mach	3.50	3.00	.2800	.0028				.2828	2.8272
Gear	8 1	Steel Forge	Steel Billet	Mach	.40	.19	.0808					.0808	.9824
Key	P 1	Steel	Purch Finished	Assem		.01			.0400	.0040		.0440	
Union	4 1	Steel	Crs Round Bar	Mach	.16	.07	.0312	.0003				.0315	.3484
Fasteners	P	Steel	Purch Finished	Assem		.14			.0750	.0075		.0825	
SUBTOTALS: INTERMEDIATE SHAFT					4.06	3.41	.3912	.0039	.1150	.0115		.5216	4.2845

MATERIALS STUDY

1976 RABBIT

PRODUCT - 30-ENGINE

Vehicle -
TASK NO. -

Page 15 of 16

Part Description	No. Oper	ANALYSIS			WEIGHT #		DIRECT MATERIAL COST (\$)					Total Var. Mfg. Cost
		Material Grade	Form	Cond.	Rough	Fin.	Raw	Scrap	Other	Vendor Profit	Total	
30-ENGINE (CONTINUED)	Usage											
Sensor-Water Temperature	P	Brass	Purchased Finished	Assem		.06			.5200	.0520		.5720
Sensor-Oil-Pressure	1	Plastic Steel	Purchased Finished	Assem		.06		.4700		.0470		.5170
SUBTOTALS: SENSORS						.12		.9900		.0990	1.0890	1.0890
Clutch Pressure Assembly-Plate	P	Steel	Purchased Finished	Assem		7.00		3.3690		.3369		3.7059
Assembly-Clutch Plate	P	Asbestos & Steel	Purchased Finished	Assem				2.3329		.2333		2.5662
Push Rod	P	Steel	Purchased Finished	Assem		.27		.1350		.0135		.1485
Assembly-Clutch Lever	1	Steel	Purchased Finished	Assem		.91		.8518		.0852		.9370
Cover	2	Alum	Die Cast	Mach	.23		.1104	.0011				.1115
Guide Sleeve	P	Plastic	Purchased Finished	Assem		.01		.0480		.0048		.0528
Release Bearing	P	Steel	Finished	Assem		.15		.5500		.0550		.6050

MATERIALS STUDY

Vehicle - 1976 RABBIT

Page 16 of 16

PRODUCT - 30-ENGINE

Task No. -

XI

Part Description	No. Oper. Usage	ANALYSIS			WEIGHT #		DIRECT MATERIAL COST (\$)					Total Var. Mfg. Cost
		Material Grade	Form	Cond.	Rough	Fin.	Raw	Scrap	Other	Vendor Profit	Total	
30-ENGINE (CONTINUED)												
Fasteners Clutch	P	Steel	Purchased Finished	Assem		.33			.1320	.0132		.1452
SUBTOTALS: CLUTCH					.23	8.90	.1104	.001'	7.4187	.7419		8.2721
Misc. Engine Parts	P	Various	Purchased Finished	Assem		1.10			1.5909	.1591		1.7500

MATERIALS STUDY

Vehicle - 1976 RABBIT

PRODUCT - PPG VII: 30-TRANSMISSION/DIFFERENTIAL

TASK NO. - XI

Page 1 of 13

Part Description	No. Oper.	ANALYSIS		WEIGHT #		DIRECT MATERIAL COST (\$)					Total Var. Mfg. Cost		
		Material Grade	Form	Cond.	Rough	Fin.	Raw	Scrap	Other	Vendor Profit		Total	
Housing/Differential	18	Gray Iron	Purchase Casting	Machining	7.70	7.00	4.000	.0800	-	-	-	4.0800	8.9723
Gear, Helical-74T	8	Gray Iron	Purchase Casting	Machining	5.63	4.10	5.000	.1000	-	-	-	5.1000	6.7232
Rivet - 3/8"	8	Steel	Purchase Finished	Purchase Finished	-	.34	-	-	.1360	.0136	-	.1496	.1496
Seal	2	Steel	Coil	Stamping	.15	.07	.0294	.0004	-	-	-	.0298	.0396
Joint Flange	8	Gray Iron	Purchase Casting	Machining	3.00	2.42	1.5000	.0300	-	-	-	1.5300	3.0876
Shaft, Output	6	Steel	Bar	Machining	1.97	1.50	.8884	.0088	-	-	-	.8972	2.3458
Lock Ring	2	Steel	Purchase Finished	Purchase Finished	-	.01	-	-	.0200	.0020	-	.0220	.0220
Spacer	2	Steel	Purchase Finished	Purchase Finished	-	.03	-	-	.0600	.0060	-	.0660	.0660
Bearing, Roller-Taper	2	Steel	Purchase Finished	Purchase Finished	-	.90	-	-	16.0000	1.6000	-	17.6000	17.6000
Shim	2	Steel	Purchase Finished	Purchase Finished	-	.02	-	-	.0200	.0020	-	.0220	.0220
Washer, Thrust	2	Steel	Purchase Finished	Purchase Finished	-	.01	-	-	.0300	.0030	-	.0330	.0330
Gear, Pinion-Small	2	Steel	Billet	Forge Machining	.90	.60	.3158	.0064	-	-	-	.3222	4.0924

MATERIALS STUDY

Vehicle - 1976 RABBIT

PRODUCT - PFG VII: 30-TRANSMISSION/DIFFERENTIAL

2 of 13

TASK NO. - XI

Part Description	No. Oper.	ANALYSIS			WEIGHT #		DIRECT MATERIAL COST (\$)					Total Var. Mfg. Cost
		Material Grade	Form	Cond.	Rough	Fin.	Raw	Scrap	Other	Vendor Profit	Total	
Washer, Thrust-Large Pinion Gear	P 2	Steel	Purchase Finished	Purchase Finished	-	.02	-	-	.0400	.0040	.0440	.0440
Gear, Pinion-Large	24 2	Steel	Billet	Forge Machining	3.75	1.30	1.3136	-	-	-	1.3398	5.1122
Shaft-Pinion	5 1	Steel	Bar	Machining	.36	.32	.1615	.0016	-	-	.1631	.6857
Lock Ring	P 2	Spring Steel	Purchase Finished	Purchase Finished	-	.01	-	-	.0100	.0010	.0110	.0110
Circlip	P 2	Steel	Purchase Finished	Purchase Finished	-	.02	-	-	.0200	.0020	.0220	.0220
Plate, Reinforcement	1 6	Steel	Coil	Stamping	.42	.19	.0834	.0008	-	-	.0842	.1092
Plug, End	P 2	Rubber	Purchase Finished	Purchase Finished	-	.03	-	-	.0400	.0040	.0440	.0440
Screw, Cheese Head-5/16-18x1 13/16"	P 12	Steel	Purchase Finished	Purchase Finished	-	.57	-	-	.3600	.0360	.3960	.3960
SUB TOTAL: DIFFERENTIAL	-	-	-	-	23.88	19.46	13.2921	.2542	16.7360	1.6736	31.9559	49.5778
Bushing, Oilite-Drive Shaft	P 1	Steel Copper	Purchase Finished	Purchase Finished	-	.02	-	-	.1500	.0150	.1650	.1650
Drive Shaft	22 1	Steel	Purchase Forging	Machining	9.79	2.45	5.8740	.1175	-	-	5.9915	12.5582

MATERIALS STUDY

Vehicle - 1976 RABBIT

3 of 13

PRODUCT - PPG VII: 30-TRANSMISSION/DIFFERENTIAL

TASK NO. - XI

Part Description	No. Oper. Usage	ANALYSIS			WEIGHT #		DIRECT MATERIAL COST (\$)					Total Var. Mfg. Cost		
		Material Grade	Form	Cond.	Rough	Fin.	Raw	Scrap	Other	Vendor Profit	Total			
													Purchase Finished	Purchase Finished
Spring, Sealing Washer	P 1	Spring Steel	Purchase Finished	Purchase Finished	-	.01	-	-	.0100	.0010	-	-	.0110	.0110
Washer, Sealing	P 1	Rubber	Purchase Finished	Purchase Finished	-	.03	-	-	.1000	.0100	-	-	.1100	.1100
Bearing, Needle	P 1	Steel	Purchase Finished	Purchase Finished	-	.03	-	-	1.000	.1000	-	-	1.1000	1.1000
Gear, Sliding-3rd Speed	7 1	Gray Iron	Purchase Casting	Purchase Machining	1.25	1.11	2.5000	.0500	-	-	-	-	2.5500	5.1592
Ring, Synchronizing	6 2	Brass	Strip	Stamping	.91	.28	1.0318	.0104	-	-	-	-	1.0422	1.8644
Sleeve, Operating-For Clutch Gear	2 1	Gray Iron	Purchase Casting	Purchase Machining	.50	.49	1.0000	.0200	-	-	-	-	1.0200	2.0802
Gear, Clutch-3rd/4th	3 1	Gray Iron	Purchase Casting	Purchase Machining	.75	.63	1.5000	.0300	-	-	-	-	1.5300	2.5800
Spring	4 2	Spring Steel	Coil	Stamping	.01	.01	.0064	-	-	-	-	-	.0064	.0190
Key, Locking-Clutch Gear, 3rd/4th	9 3	Steel	Coil	Stamping	.01	.01	.0024	-	-	-	-	-	.0024	.0273
Ring, Lock	4 1	Spring Steel	Coil	Stamping	.04	.01	.0287	.0003	-	-	-	-	.0290	.0412
Gear, Sliding-4th	8 1	Gray Iron	Purchase Casting	Purchase Machining	1.00	.72	2.0000	.0200	-	-	-	-	2.0200	4.8189
Bearing, Needle	P 1	Steel	Purchase Finished	Purchase Finished	-	.03	-	-	.9000	.0900	-	-	.9900	.9900

MATERIALS STUDY

Vehicle - 1976 RABBIT

4 of 13

PRODUCT - PPG VII: 30-TRANSMISSION/DIFFERENTIAL

TASK NO. - XI

Part Description	No. Oper.	ANALYSIS			WEIGHT #		DIRECT MATERIAL COST (\$)						Total Var. Mfg. Cost		
		Material Grade	Form	Cond.	Rough	Fin.	Raw	Scrap	Other	Vendor Profit	Total				
												Usage		Purchase Finished	Purchase Finished
Washer, Thrust	P 1	Steel	Purchase Finished	Purchase	-	.03	-	-	.0120	.0012	-	-	-	.0132	.0132
Bearing, Ball	P 1	Steel	Purchase Finished	Purchase	-	.58	-	-	6.0000	.6000	-	-	-	6.6000	6.6000
Shim	P 2	Steel	Purchase Finished	Purchase	-	.02	-	-	.0200	.0020	-	-	-	.0220	.0220
Ring, Lock	5 1	Spring Steel	Strip	Stamping	.05	.01	.0348	.0003	-	-	-	-	-	.0351	.0485
SUB TOTAL: DRIVE SHAFT ASSEMBLY	-	-	-	-	14.31	6.47	13.9781	.2485	8.1920	.8192	-	-	-	23.2378	38.2081
Bearing, Taper Roller	P 1	Steel	Purchase Finished	Purchase	-	.08	-	-	2.0000	.2000	-	-	-	2.2000	2.2000
Shim	P 1	Steel	Purchase Finished	Purchase	-	.01	-	-	.0100	.0010	-	-	-	.0110	.0110
Shaft, Differential Gear	17 1	Steel	Purchase Forging	Machining	5.00	3.15	2.2500	.0450	-	-	-	-	-	2.2950	8.3532
Bearing, Taper Roller	P 1	Steel	Purchase Finished	Purchase	-	.45	-	-	7.0000	.7000	-	-	-	7.7000	7.7000
Support-Taper Roller Bearing	1 1	Steel	Coil	Stamping	1.07	.47	.2141	.0021	-	-	-	-	-	.2162	.2286
Plate, Reinforcement	2 2	Steel	Coil	Stamping	.08	.05	.0160	.0002	-	-	-	-	-	.0162	.0272

MATERIALS STUDY

Vehicle - 1976 RABBIT

5 of 13

PRODUCT - PPG VII: 30-TRANSMISSION/DIFFERENTIAL

TASK NO. - XI

Part Description	No. Oper. Usage	ANALYSIS			WEIGHT #		DIRECT MATERIAL COST (\$)					Total Var. Mfg. Cost
		Material Grade	Form	Cond.	Rough	Fin.	Raw	Scrap	Other	Vendor Profit	Total	
Washer, Spring	P 4	Spring Steel	Purchase Finished	Purchase Finished	-	.01	-	-	.0080	.0008	-	.0088
Nut, Spring	P 4	Steel	Purchase Finished	Purchase Finished	-	.01	-	-	.0400	.0040	-	.0440
Stud-5/16-18X2 1/16"	P 4	Steel	Purchase Finished	Purchase Finished	-	.14	-	-	.1600	.0160	-	.1760
Washer, Thrust	P 1	Steel	Purchase Finished	Purchase Finished	-	.04	-	-	.0300	.0030	-	.0330
Gear-1st Speed	8 1	Gray Iron	Purchase Casting	Machining	2.25	1.90	4.0000	.0800	-	-	-	7.3076
Ring-Synchronizing	6 2	Brass	Strip	Stamping	.91	.28	1.0318	.0104	-	-	-	1.0422
Bearing-Needle	P 1	Steel	Purchase Finished	Purchase Finished	-	.05	-	-	1.0000	.1000	-	1.1000
Spring	4 2	Spring Steel	Coil	Stamping	.01	.01	.0064	-	-	-	-	.0190
Key-Locking	9 3	Steel	Coil	Stamping	.01	.01	.0024	-	-	-	-	.0273
Gear, Clutch-1st/2nd Speed	3 1	Gray Iron	Purchase Casting	Machining	.75	.63	1.5000	.0300	-	-	-	2.5800
Sleeve, Operating-1st/2nd Speed	3 1	Gray Iron	Purchase Casting	Machining	.85	.71	1.5000	.0300	-	-	-	2.9244
Bearing, Needle	P 1	Steel	Purchase Finished	Purchase Finished	-	.07	-	-	1.1000	.1100	-	1.2100

MATERIALS STUDY

Vehicle - 1976 RABBIT

6 of 13

PRODUCT - PPG VII: 30-TRANSMISSION/DIFFERENTIAL

TASK NO. - XI

Part Description	No. Oper. Usage	ANALYSIS			WEIGHT #			DIRECT MATERIAL COST (\$)					Total Var. Mfg. Cost
		Material Grade	Form	Cond.	Rough	Fin.	Raw	Scrap	Other	Vendor Profit	Total		
Race, Inner-2nd Gear, Differential Shaft Gear	4	Steel	Tubing	Machining	.15	.09	.1128	.0011	-	-	-	.1139	.8561
Gear-2nd Speed	1	Gray Iron	Purchase Casting	Machining	1.75	1.61	3.5000	.0700	-	-	-	3.5700	6.6004
Gear-3rd Speed	1	Gray Iron	Purchase Casting	Machining	1.25	1.01	2.5000	.0500	-	-	-	2.5500	4.3264
Ring-Lock	1	Spring Steel	Coil	Stamping	.04	.01	.0287	.0003	-	-	-	.0290	.0412
Gear-4th Speed	1	Gray Iron	Purchase Casting	Machining	.85	.72	1.7000	.0340	-	-	-	1.7340	3.3813
Ring, Lock	1	Spring Steel	Coil	Stamping	.04	.01	.0287	.0003	-	-	-	.0290	.0412
Bearing, Needle	1	Steel	Purchase Finished	Purchase Finished	-	.07	-	-	.4000	.0400	-	.4400	.4400
SUB TOTAL: DIFFERENTIAL GEAR SHAFT	-	-	-	-	15.01	11.59	18.3909	.3534	11.7480	1.1748	31.6671	51.5011	
Hex Nut-1/4-28 Special	1	Steel	Purchase Finished	Purchase Finished	-	.01	-	-	.0100	.0010	-	.0110	.0110
Washer-Special	1	Steel	Coil	Stamping	.01	.01	.0021	-	-	-	-	.0021	.0070
SUB TOTAL: NUT & WASHER	-	-	-	-	.01	.02	.0021	-	.0100	.0010	.0131	.0180	.0180

MATERIALS STUDY

Vehicle - 1976 RABBIT

7 of 13

PRODUCT - PPG VII: 30-TRANSMISSION/DIFFERENTIAL

TASK NO. - XI

Part Description	No. Oper	ANALYSIS			WEIGHT #			DIRECT MATERIAL COST (\$)					Total Var. Mfg. Cost	
		Material Grade	Form	Cond.	Rough	Fin.	Raw	Scrap	Other	Vendor Profit	Total			
Bolt & Nut Assembly-Fitted	P 1	Steel	Purchase Finished	Purchase Finished	-	.07	-	-	.2500	.0250	-	-	.2750	.2750
Cap-For Fitted Bolt	P 1	Plastic	Purchase Finished	Purchase Finished	-	.01	-	-	.0020	.0002	-	-	.0022	.0022
Rod, Shift	8 1	Steel	Bar	Machining	.69	.45	.3099	.0031	-	-	-	-	.3130	2.1416
Cage-Shift Rod	3 1	Steel	Strip	Stamping	.29	.14	.0577	.0006	-	-	-	-	.0583	.1584
Fork-Selector	4 1	Steel	Sintered Iron	Machining	.06	.05	.0250	.0005	-	-	-	-	.0255	.0558
Selector Body	4 1	Steel	Sintered Iron	Machining	.11	.09	.0461	.0009	-	-	-	-	.0470	.0916
SUB TOTAL: SELECTOR SHIFT ROD	-	-	-	-	1.17	.85	.4387	.0051	.2520	.0252	-	-	.7210	2.7246
Shaft, Selector	3 1	Steel	Bar	Machining	.44	.38	.1985	.0020	-	-	-	-	.2005	.5000
Rivet	P 1	Steel	Purchase Finished	Purchase Finished	-	.01	-	-	.0050	.0005	-	-	.0055	.0055
Fork, Selector	7 1	Steel	Strip	Stamping	1.99	.49	.3186	.0032	-	-	-	-	.3218	.8336
SUB TOTAL: SELECTOR FORK & 3RD/4TH GEAR	-	-	-	-	2.43	.88	.5171	.0052	.0050	.0005	-	-	.5278	1.3391

MATERIALS STUDY

Vehicle - 1976 RABBIT

8 of 13

PRODUCT - PG VII: 30-TRANSMISSION/DIFFERENTIAL

TASK NO. - XI

Part Description	No. Oper. Usage	ANALYSIS			WEIGHT #		DIRECT MATERIAL COST (\$)					Total Var. Mfg. Cost
		Material Grade	Form	Cond.	Rough	Fin.	Raw	Scrap	Other	Vendor Profit	Total	
Washer, Spring	P 2	Spring Steel	Purchase Finished	Purchase Finished	-	.01	-	-	.0100	.0010	.0110	.0110
Bearing, Needle	P 1	Steel	Purchase Finished	Purchase Finished	-	.06	-	.9500	.0950	1.0450	1.0450	1.0450
Lever, Reverse	6 1	Steel	Strip	Stamping	.76	.29	.1526	.0015	-	.1541	.5941	.5941
Spring, Pressure	P 1	Spring Wire	Purchase Finished	Purchase Finished	-	.02	-	.2000	.0200	.2200	.2200	.2200
Fork, Selector-1st/ 2nd Gear	6 1	Steel	Strip	Stamping	2.27	.49	.3625	.0036	-	.3661	.8617	.8617
Support	4 2	Steel	Coil	Stamping	.42	.24	.0670	.0006	-	.0676	.1172	.1172
Lever, Reverse	4 1	Steel	Strip	Stamping	.45	.21	.0726	.0007	-	.0733	.3289	.3289
Ring, Lock	P 1	Spring Steel	Purchase Finished	Purchase Finished	-	.01	-	.0020	.0002	.0022	.0022	.0022
Washer, Seal	P 2	Steel	Purchase Finished	Purchase Finished	-	.02	-	.2000	.0200	.2200	.2200	.2200
SUB TOTAL: NEEDLE BEARING & LEVER REVERSE	-	-	-	-	3.90	1.35	.6547	.0064	1.3620	.1362	2.1593	3.4001

MATERIALS STUDY

Vehicle - 1976 RABBIT

9 of 13

PRODUCT - PPG VII: 30-TRANSMISSION/DIFFERENTIAL

TASK NO. - XI

Part Description	No. Oper. Usage	ANALYSIS			WEIGHT #			DIRECT MATERIAL COST (\$)					Total Var. Mfg. Cost	
		Material Grade	Form	Cond.	Rough	Fin.	Raw	Scrap	Other	Vendor Profit	Total			
Circlip	P 1	Spring	Purchase Finished	Purchase Finished	-	.01	-	-	.0050	.0005	-	-	.0055	.0055
Case, Transmission	2 1	Magnesium	Purchase Casting	Machining	8.00	6.25	12.5000	.2500	-	-	-	-	12.7500	13.3321
Sleeve, Fitted	P 2	Steel	Purchase Finished	Purchase Finished	-	.01	-	-	.2000	.0200	-	-	.2200	.2200
Magnet	P 1	Sintered Metal	Purchase Finished	Purchase Finished	-	.06	-	-	.0432	.0043	-	-	.0475	.0475
Deadner	P 1	Rubber	Purchase Finished	Purchase Finished	-	.02	-	-	.0500	.0050	-	-	.0550	.0550
Plug, Snubber	P 1	Rubber	Purchase Finished	Purchase Finished	-	.02	-	-	.0500	.0050	-	-	.0550	.0550
Seal	P 2	Rubber	Purchase Finished	Purchase Finished	-	.15	-	-	.6000	.0600	-	-	.6600	.6600
Cap, For Plug	P 1	Plastic	Purchase Finished	Purchase Finished	-	.01	-	-	.0500	.0050	-	-	.0550	.0550
Switch	P 1	Steel Brass	Purchase Finished	Purchase Finished	-	.06	-	-	.4000	.0400	-	-	.4400	.4400
Ring, Lock	16 4	Spring Steel	Coil	Stamping	.16	.03	.1148	.0012	-	-	-	-	.1160	.1648
Spacer	P 1	Steel	Purchase Finished	Purchase Finished	-	.01	-	-	.0400	.0040	-	-	.0440	.0440
Bushing	P 1	Brass	Purchase Finished	Purchase Finished	-	.02	-	-	.1500	.0150	-	-	.1650	.1650

MATERIALS STUDY

Vehicle - 1976 RABBIT

10 of 13

PRODUCT - PEG VII: 30-TRANSMISSION/DIFFERENTIAL

TASK NO. - XI

Part Description	No. Oper. Usage	ANALYSIS			WEIGHT #		DIRECT MATERIAL COST (\$)					Total Var. Mfg. Cost	
		Material Grade	Form	Cond.	Rough	Fin.	Raw	Scrap	Other	Vendor Profit	Total		
Carrier, Gear	2 / 1	Magnesium	Purchase Casting	Machining	10.00	7.80	15.6000	.3120	-	-	-	15.9120	16.4941
SUB TOTAL: TRANSMISSION & GEAR CASE	- / -	-	-	-	18.16	14.45	28.2148	.5632	1.5882	.1588	-	30.5250	31.7380
Stop	P / 1	Plastic	Purchase Finished	Purchase Finished	-	.01	-	-	.0200	.0020	-	.0220	.0220
Cover	4 / 1	Magnesium	Billet	Cast Machining	.20	.16	.1000	.0020	-	-	-	.1020	.4741
Hex Head Bolt	P / 2	Steel	Purchase Finished	Purchase Finished	-	.03	-	-	.0140	.0014	-	.0154	.0154
Washer, Shakeproof	P / 2	Steel	Purchase Finished	Purchase Finished	-	.01	-	-	.0020	.0002	-	.0022	.0022
Hex Head Bolt	P / 4	Steel	Purchase Finished	Purchase Finished	-	.08	-	-	.0800	.0080	-	.0880	.0880
Hex Head Bolt	P / 3	Steel	Purchase Finished	Purchase Finished	-	.04	-	-	.0450	.0045	-	.0495	.0495
Washer, Spring	P / 7	Spring Steel	Purchase Finished	Purchase Finished	-	.01	-	-	.0350	.0035	-	.0385	.0385
Hex Head Bolt	P / 11	Steel	Purchase Finished	Purchase Finished	-	.60	-	-	.3600	.0360	-	.3960	.3960
Washer, Spring	P / 11	Spring Steel	Purchase Finished	Purchase Finished	-	.02	-	-	.0240	.0024	-	.0264	.0264

MATERIALS STUDY

Vehicle - 1976 RABBIT

11 of 13

PRODUCT - PPG VII: 30-TRANSMISSION/DIFFERENTIAL

TASK NO. - XI

Part Description	No. Oper. Usage	ANALYSIS			WEIGHT #			DIRECT MATERIAL COST (\$)					Total Var. Mfg. Cost	
		Material Grade	Form	Cond.	Rough	Fin.	Raw	Scrap	Other	Vendor Profit	Total			
Hex Nut	P / 1	Steel	Purchase Finished	Purchase Finished	-	.03	-	-	.0300	.0030	-	-	.0330	.0330
Washer, Lock	P / 1	Spring Steel	Purchase Finished	Purchase Finished	-	.01	-	-	.0075	.0008	-	-	.0083	.0083
Washer, Flat	P / 1	Steel	Purchase Finished	Purchase Finished	-	.01	-	-	.0100	.0010	-	-	.0110	.0110
Stud	P / 1	Steel	Purchase Finished	Purchase Finished	-	.11	-	-	.0500	.0050	-	-	.0550	.0550
Stud	P / 3	Steel	Purchase Finished	Purchase Finished	-	.13	-	-	.0900	.0090	-	-	.0990	.0990
Hex Nut	P / 3	Steel	Purchase Finished	Purchase Finished	-	.07	-	-	.0600	.0060	-	-	.0660	.0660
Washer, Spring	P / 3	Spring Steel	Purchase Finished	Purchase Finished	-	.01	-	-	.0090	.0009	-	-	.0099	.0099
Hex Head Bolt	P / 12	Steel	Purchase Finished	Purchase Finished	-	.56	-	-	.2400	.0240	-	-	.2640	.2640
Washer, Flat	P / 14	Steel	Purchase Finished	Purchase Finished	-	.04	-	-	.0280	.0028	-	-	.0308	.0308
Round Head Bolt	P / 3	Steel	Purchase Finished	Purchase Finished	-	.12	-	-	.0900	.0090	-	-	.0990	.0990
Hex Nut	P / 3	Steel	Purchase Finished	Purchase Finished	-	.02	-	-	.0072	.0007	-	-	.0079	.0079
SUB TOTAL: MISC. NUTS, BOLTS, WASHERS	- / -	-	-	-	.20	2.07	.1000	.0020	1.2017	.1202	-	-	1.4239	1.7960

MATERIALS STUDY

Vehicle - 1976 RABBIT

TASK NO. - XI

12 of 13

PRODUCT - PPG VII: 30-TRANSMISSION/DIFFERENTIAL

Part Description	No. Oper.	ANALYSIS			WEIGHT #		DIRECT MATERIAL COST (\$)					Total Var. Mfg. Cost
		Material Grade	Form	Cond.	Rough	Fin.	Raw	Scrap	Other	Vendor Profit	Total	
Cap	P / 3	Rubber	Purchase Finished	Purchase Finished	-	.02	-	-	.0150	.0015	.0165	.0165
Washer, Spring	P / 3	Spring Steel	Purchase Finished	Purchase Finished	-	.01	-	-	.0150	.0015	.0165	.0165
Gasket-Transmission Case	P / 2	Paper	Purchase Finished	Purchase Finished	-	.01	-	-	.4000	.0400	.4400	.4400
Round Head Bolt, Special	P / 3	Steel	Purchase Finished	Purchase Finished	-	.13	-	-	.1500	.0150	.1650	.1650
Hex Nut	P / 3	Steel	Purchase Finished	Purchase Finished	-	.02	-	-	.0120	.0012	.0132	.0132
Washer, Flat	P / 3	Steel	Purchase Finished	Purchase Finished	-	.01	-	-	.0060	.0006	.0066	.0066
Boot-Shift Rod	P / 1	Rubber	Raw	Mold	.05	.05	.0250	.0003	-	-	.0253	.0455
Plug, Pipe	P / 1	Steel	Purchase Finished	Purchase Finished	-	.07	-	-	.1000	.0100	.1100	.1100
Plug, Oil Control	P / 1	Steel	Purchase Finished	Purchase Finished	-	.05	-	-	.0800	.0080	.0880	.0880
Plug, Oil Filler	P / 1	Steel	Purchase Finished	Purchase Finished	-	.07	-	-	.1000	.0100	.1100	.1100
Plug	P / 1	Plastic	Purchase Finished	Purchase Finished	-	.04	-	-	.1000	.0100	.1100	.1100
Spring, Pressure	P / 1	Spring Wire	Purchase Finished	Purchase Finished	-	.01	-	-	.2000	.0200	.2200	.2200

MATERIALS STUDY

Vehicle - 1976 RABBIT

13 of 13

PRODUCT - FIG VII: 30-TRANSMISSION/DIFFERENTIAL

TASK NO. - XI

Part Description	No. Oper.	ANALYSIS		WEIGHT #		DIRECT MATERIAL COST (\$)					Total Var. Mfg. Cost	
		Material Grade	Form	Cond.	Rough	Fin.	Raw	Scrap	Other	Vendor Profit		Total
SUB TOTAL: CAP, BOOT, PLUG, BOLT, NUT	-	-	-	-	.05	.49	.0250	.0003	1.1780	.1178	1.3211	1.3413
Hex Head Bolt	P 4	Steel	Purchase Finished	Purchase Finished	-	.15	-	-	.1000	.0100	.1100	.1100
Washer, Lock	P 4	Spring Steel	Purchase Finished	Purchase Finished	-	.01	-	-	.0120	.0012	.0132	.0132
Screw, Phillips Head	P 1	Steel	Purchase Finished	Purchase Finished	-	.02	-	-	.0150	.0015	.0165	.0165
Gear, Reverse	5 1	Gray Iron	Purchase Casting	Machining	.50	.35	1.0000	.0200	-	-	1.0200	2.2305
Washer, Sealing	P 1	Steel	Purchase Finished	Purchase Finished	-	.01	-	-	.0010	.0001	.0011	.0011
Hex Head Bolt	P 1	Steel	Purchase Finished	Purchase Finished	-	.02	-	-	.0024	.0002	.0026	.0026
Shaft, Reverse Gear	1 1	Steel	Purchase Forging	Machining	.52	.42	.5200	.0104	-	-	.5304	1.7501
Bushing, Reverse Gear	P 1	Steel Copper	Purchase Finished	Purchase Finished	-	.04	-	-	.3000	.0300	.3300	.3300
SUB TOTAL: REVERSE GEAR, BOLT, NUT	-	-	-	-	1.02	1.02	1.5200	.0304	.4304	.0430	2.0238	4.4540

MATERIALS STUDY


Vehicle - 1976 RABBIT

13a of 13

PRODUCT - PPG VII: 30-TRANSMISSION/DIFFERENTIAL

TASK NO. - XI

Part Description	No. Oper. Usage	ANALYSIS			WEIGHT #		DIRECT MATERIAL COST (\$)					Total Var. Mfg. Cost
		Material Grade	Form	Cond.	Rough	Fin.	Raw	Scrap	Other	Vendor Profit	Total	
SUB TOTAL: DIFFERENTIAL	-	-	-	-	23.88	19.46	13.2921	.2542	16.7360	1.6736	31.9559	49.5778
SUB TOTAL: DRIVE SHAFT ASSEMBLY	-	-	-	-	14.31	6.47	13.9781	.2485	8.1920	.8192	23.2378	38.2081
SUB TOTAL: DIFFERENTIAL GEAR SHAFT	-	-	-	-	15.01	11.59	18.3909	.3534	11.7480	1.1748	31.6671	51.5011
SUB TOTAL: NUT & WASHER	-	-	-	-	.01	.02	.0021	-	.0100	.0010	.0131	.0180
SUB TOTAL: SELECTOR SHIFT ROD	-	-	-	-	1.17	.85	.4387	.0051	.2520	.0252	.7210	2.7246
SUB TOTAL: SELECTOR FORK & SHAFT	-	-	-	-	2.43	.88	.5171	.0052	.0050	.0005	.5278	1.3391
SUB TOTAL: BEARING & REVERSE LEVER	-	-	-	-	3.90	1.35	.6547	.0064	1.3620	.1362	2.1593	3.4001
SUB TOTAL: TRANSMISSION & GEAR CASE	-	-	-	-	18.16	14.45	28.2148	.5632	1.5882	.1588	30.5250	31.7380
SUB TOTAL: MISC. NUTS, BOLTS, WASHERS	-	-	-	-	.20	2.07	.1000	.0020	1.2017	.1202	1.4239	1.7960
SUB TOTAL: CAP, BOOT, PLUG, BOLT, NUT	-	-	-	-	.05	.49	.0250	.0003	1.1780	.1178	1.3211	1.3413
SUB TOTAL: REVERSE GEAR, BOLT, NUT	-	-	-	-	1.02	1.02	1.5200	.0304	.4304	.0430	2.0238	4.4540
GRAND TOTAL	-	-	-	-	80.14	58.65	77.1335	1.4687	42.7033	4.2703	125.5758	186.0981



APPENDIX E
DATA SHEETS OF SELECTED
AUTOMOTIVE PARTS

Audi.....	E-2
Chevelle.....	E-22
Pinto.....	E-39
Rabbit.....	E-56

TASK XII ITEM FRONT DOOR	REQ'D PER VEHICLE	MATERIAL	STATE OF MATERIAL		FINISH WEIGHT	PROCESS DESCRIPTION	PER VEHICLE				TOTAL TOOLING (\$000)	YEARS AMORT			
			GRADE	FORM			DIRECT MATERIAL LABOR	VARIABLE BURDEN COST	FIXED BURDEN COST	MFG COST			TOOLING COST		
07A01 - FRONT DOOR & TOTALS	--	--	--	--	102.55	--	27,5689	6,2543	15,4934	49,3166	9,0836	58,4002	2,0846	188.80	3
PANEL - INNER FRONT DOOR	2	Steel	CR Coil		21.50	Stamped	4,5468	0,5880	2,5250	7,6598	1,4072	9,0670	0,8771	921.00	3
BAR - IMPACT FRONT DOOR	2	Steel	Tube		4.90	Cut Off	4,3296	0,0178	0,0510	4,3984	0,0510	4,4494	0,0001	.20	3
BEAM - IMPACT FRONT DOOR	2	Steel	HR Coil		21.61	Stamped	3,5254	0,0274	0,0988	3,6516	0,0956	3,7472	0,0076	8.00	3
IMPACT BEAM	6	Rubber	Sheet		.30	Mold	0,0440	0,0068	0,0076	0,0584	0,0042	0,0626	0,0048	5.00	3
PAO - ANTI-BATTLE FRONT DOOR	2	--	--		--	Assemble	0,0014	0,0978	0,1730	0,2722	0,1578	0,4300	0,0096	10.00	3
ASSEMBLY - IMPACT BEAM	2	Steel	HR Coil		1.42	Stamped	0,4086	0,0622	0,1118	0,5822	0,0700	0,6522	0,0100	10.50	3
REINFORCEMENT - BRACKET FRONT DOOR	2	Steel	HR Coil		.35	Stamped	0,0988	0,0600	0,0988	0,2576	0,0772	0,3348	0,0062	6.50	3
REINFORCEMENT - BRACKET FRONT DOOR	2	--	--		--	Assemble	0,0026	0,0956	0,0812	0,1794	0,0510	0,2304	0,0038	4.00	3
ASSEMBLY - REINFORCEMENT BRACKET	2	Steel	HR Coil		1.48	Stamped	0,2452	0,0274	0,0566	0,3292	0,0180	0,3472	0,0076	8.00	3
REINFORCEMENT BRACKET FRONT DOOR	2	Steel	HR Coil		1.41	Stamped	0,3050	0,0274	0,0566	0,3890	0,0180	0,4070	0,0076	8.00	3
SUPPORT - ANTI-BATTLE FRONT DOOR	2	Steel	CR Coil		.58	Stamped	0,1280	0,0274	0,0566	0,2120	0,0180	0,2300	0,0076	8.00	3
SUPPORT - FRONT DOOR	2	Steel	HR Coil		5.12	Stamped	1,3682	0,0410	0,1918	1,6010	0,1868	1,7877	0,0476	50.00	3
REINFORCEMENT - HINGE SLOE	2	Steel	HR Coil		.56	Stamped	0,1448	0,0274	0,0566	0,2288	0,0180	0,2468	0,0086	9.00	3
BRACKET - HINGE SLOE	2	Steel	HR Coil		1.00	Stamped	0,0284	0,0136	0,0326	0,0746	0,0254	0,1000	0,0048	5.00	3
BRACKET - HINGE SLOE	2	--	--		--	Assemble	0,0000	0,0858	0,4582	0,4940	0,2290	0,7230	0,0096	10.00	3
ASSEMBLY - HINGE SLOE FRONT DOOR	2	Steel	CR Coil		2.54	Stamped	0,6694	0,0974	0,0566	0,7534	0,0180	0,7714	0,0096	10.00	3
REINFORCEMENT - FRONT DOOR	2	Plastic	Sheet		.16	Die Cut	0,0884	0,0000	0,0000	0,0884	0,0000	0,0884	0,0000	0.00	--
QUST BARRIER - FRONT DOOR	2	--	--		--	Assemble	0,3538	0,3196	0,8912	1,5646	0,6222	2,1868	0,1190	125.00	3
ASSEMBLY - INNER PANEL FRONT DOOR	2	Steel	CR Coil		24.37	Stamped	3,6766	0,2190	0,8648	4,7604	0,7820	6,5424	0,4914	516.00	3
PANEL - OUTER FRONT DOOR	2	Steel	CR Coil		.91	Stamped	0,5330	0,0274	0,0988	0,6592	0,0956	0,7548	0,0076	8.00	3
STIFFENER - FRONT DOOR	2	Steel	HR Coil		.28	Stamped	0,0840	0,0274	0,0566	0,1680	0,0180	0,1860	0,0048	5.00	3
STIFFENER - EXTENSION FRONT DOOR	2	Paper	Sheet		.55	Die Cut	0,0392	0,0000	0,0000	0,0392	0,0000	0,0392	0,0000	0.00	--
PAO - SOUND DEADENER FRONT DOOR	2	--	--		--	Assemble	0,5580	0,1762	0,6390	1,3732	0,4816	1,8548	0,0171	18.00	3
ASSEMBLY - OUTER PANEL FRONT DOOR	2	--	--		--	Assemble	0,0070	0,3418	0,8018	1,1506	0,4242	1,5748	0,0956	100.00	3
ASSEMBLY - PANEL FRONT DOOR	2	--	--		--	Assemble									

TASK XII ITEM	REQ'D PER VEHICLE	MATERIAL	STATE OF MATERIAL		FINISH WEIGHT	PROCESS DESCRIPTION	PER VEHICLE					TOTAL TOOLING (\$000)	YEARS AMORT		
			GRADE	FORM			DIRECT MATERIAL	DIRECT LABOR	VARIABLE BURDEN	VARIABLE COST	FIXED BURDEN			MFG COST	TOOLING
07A01 - FRONT DOOR CONTINUED															
INNER AND OUTER SUBTOTAL: PANEL DOOR ASSEMBLY	-	--			89.64	--	21.2456	2.3080	7.4912	31.0448	4.8772	35.9220	1.7610	1849.10	3
SUPPORT BRACKET - PULLEY FRONT DOOR	2	Steel	CR Coil		.14	Stamp	0.0230	0.0182	0.0534	0.0946	0.0366	0.1312	0.0033	3.50	3
WHEEL - PULLEY FRONT DOOR	2	Aluminum	Ingot		.08	Die Cast	0.0532	0.0000	0.0000	0.0532	0.0000	0.0532	0.0000	0.00	--
RIVET - PULLEY FRONT DOOR	2	Steel	CD Wire		.01	Cold Head	0.0218	0.0000	0.0000	0.0218	0.0000	0.0218	0.0000	0.00	--
SNAP RING - PULLEY	2	Steel	Coil		.01	Stamp	0.0132	0.0000	0.0000	0.0132	0.0000	0.0132	0.0000	0.00	--
ASSEMBLY - PULLEY FRONT DOOR PULLEY ASSEMBLY SUBTOTAL: FRONT DOOR	2	--	--		--	Assemble	0.0010	0.0450	0.0630	0.1090	0.0700	0.1790	0.0014	1.50	3
	-	--	--		.24	--	0.1122	0.0632	0.1164	0.2918	0.1066	0.3984	0.0047	5.00	3
UPPER AND LOWER ASSEMBLY - HINGE FRONT DOOR	2	Steel & Plastic	--		3.14	Purchase	1.3452	0.5474	1.4118	3.3044	0.0000	3.3044	0.0338	35.50	3
ASSEMBLY - DOOR CHECK FRONT DOOR	2	Various	--		1.50	Assemble	0.3772	0.2506	0.5146	1.1424	0.3568	1.4992	0.0235	1.50	3
ASSEMBLY - DOOR LOCK FRONT DOOR	2	Various	--		2.60	Assemble	0.9308	0.9407	2.0957	3.0672	1.3308	5.2980	0.1103	115.80	3
ASSEMBLY - DOOR HANDLE	2	Various	--		2.20	Assemble	1.3587	0.9938	1.0575	3.4100	0.7692	4.1792	0.0571	59.90	3
INNER PLATE - REMOTE LEVER	2	Steel	CR Coil		.11	Stamp	0.0272	0.0274	0.0962	0.1508	0.0460	0.1968	0.0033	3.50	3
OUTER PLATE - REMOTE LEVER	2	Steel	CR Coil		.11	Stamp	0.0248	0.0274	0.0962	0.1484	0.0460	0.1944	0.0029	3.00	3
SCREW - REMOTE LEVER FRONT DOOR	4	Steel	CD Wire		.02	Purchase	0.0144	0.0000	0.0000	0.0144	0.0000	0.0144	0.0000	0.00	--
SCREW - REMOTE LEVER FRONT DOOR	2	Steel	CD Wire		.01	Purchase	0.0026	0.0000	0.0000	0.0026	0.0000	0.0026	0.0000	0.00	--
ASSEMBLY - REMOTE LEVER FRONT DOOR REMOTE LEVER SUBTOTAL: FRONT DOOR ASSEMBLY	2	--	--		--	Assemble	0.0000	0.0464	0.0722	0.1186	0.0688	0.1874	0.0014	1.50	--
	-	--	--		0.25	--	0.0690	0.1012	0.2646	0.4348	0.1608	0.5956	0.0076	8.00	3
CONTROL ROD - FRONT DOOR	2	Steel	CD Wire		.11	Formed	0.0144	0.0114	0.0442	0.0700	0.0234	0.0934	0.0019	2.00	3
PAO - ANTI-RATTLE FRONT DOOR	2	Rubber	Sheet		.01	Mold	0.0062	0.0026	0.0058	0.0146	0.0000	0.0146	0.0057	6.00	3
HANDLE - REMOTE LOCK INNER	2	Plastic	Granulated		.08	Purchase	0.0456	0.0000	0.0000	0.0456	0.0000	0.0456	0.0000	0.00	--
ASSEMBLY - WINDOW REGULATOR	2	Various	--		2.29	Assemble	1.3914	0.8818	2.2296	4.5028	1.3880	5.8908	0.0659	69.00	3

1976 AUDI

TASK XII ITEM	FRONT DOOR	REQ O PER VEHICLE	MATERIAL	STATE OF MATERIAL		FINISH WEIGHT	PROCESS DESCRIPTION	DIRECT MATERIAL	DIRECT LABOR	PER VEHICLE			TOTAL TOOLING (\$000)	YEARS AMORT
				GRADE	FORM					VARIABLE BURDEN	VARIABLE COST	FIXED BURDEN		
37A01 - FRONT DOOR CONTINUED														
		4	Aluminum	Ingot	.13	Purchase	0.0736	0.0000	0.0000	0.0736	0.0000	0.0736	0.0000	0.00
		2	Steel	Wire Cable	.04	Purchase	0.1576	0.0000	0.0000	0.1576	0.0000	0.1576	0.0000	0.00
		2	Steel	Wire Cable	.04	Purchase	0.2940	0.0000	0.0000	0.2940	0.0000	0.2940	0.0000	0.00
		2	Steel	Spring Wire	.05	Coil	0.0256	0.0210	0.0714	0.1180	0.0000	0.1180	0.0001	.20
		2	Rubber	Sheet	.02	Weld	0.0088	0.0026	0.0060	0.0174	0.0000	0.0174	0.0029	3.00
		-	--	--	2.77	--	2.0172	0.9194	2.3570	5.2936	1.4114	6.7050	0.0765	80.30
		-	--	--	--	--	--	--	--	--	--	--	--	--
		2	Steel	CR Coil	.01	Stamped	0.0008	0.0030	0.0083	0.0122	0.0064	0.0186	0.0024	2.50
		2	Steel	CR Coil	.01	Stamped	0.0018	0.0142	0.0544	0.0704	0.0234	0.0978	0.0033	3.50
		2	Steel	CO Wire	.01	Cold Head	0.0016	0.0032	0.0118	0.0166	0.0082	0.0228	0.0009	1.00
		2	Plastic	Granulated	.01	Purchase	0.0060	0.0000	0.0000	0.0060	0.0000	0.0060	0.0000	0.00
		2	Plastic	Granulated	.01	Purchase	0.0018	0.0000	0.0000	0.0018	0.0000	0.0018	0.0000	0.00
		2	Plastic	Granulated	.02	Purchase	0.0092	0.0000	0.0000	0.0092	0.0000	0.0092	0.0000	0.00
		2	Aluminum	Ingot	.13	One Cast	0.0850	0.0000	0.0000	0.0850	0.0000	0.0850	0.0000	0.00
		2	Plastic	Granulated	.01	Purchase	0.0068	0.0000	0.0000	0.0068	0.0000	0.0068	0.0000	0.00
		2	--	--	--	Assemble	0.0000	0.1096	0.1100	0.2196	0.0348	0.2544	0.0033	3.50
		-	--	--	.21	--	0.1130	0.1300	0.1846	0.4276	0.0708	0.4984	0.0100	10.50

TASK XII ITEM	REC'D PER VEHICLE	MATERIAL	STATE OF MATERIAL		FINISH WEIGHT	PROCESS DESCRIPTION	PER VEHICLE				MFG COST	TOTAL TOOLING (\$000)	YEARS AMORT			
			GRADE	FORM			DIRECT MATERIAL	DIRECT LABOR	VARIABLE					FIXED BURDEN	TOOLING	
									BURDEN	COST						BURDEN
D6A01 - ROOF TOTALS		--	--		34.50	--		11.8086	0.5872	1.3168	13.7126	1.0826	14.7952	0.5362	563.00	
PANEL - ROOF	1	Steel	CR Co1		27.76	Stamped		10.6404	0.1646	0.6540	11.4590	0.5835	12.0425	0.4952	520.00	3
VENTILATOR APO	2	Steel	CR Co1		2.56	Stamped		0.3647	0.0822	0.2368	0.6837	0.1581	0.8418	0.0286	30.00	3
BRACE - ROOF PANEL	3	Steel	CR Co1		3.18	Stamped		0.4823	0.0480	0.1688	0.6991	0.1630	0.8621	0.0062	6.50	3
REINFORCEMENT ROOF PANEL	2	Steel	CR Co1		1.00	Stamped		0.1912	0.0054	0.0110	0.2076	0.0034	0.2110	0.0019	2.00	3
ASSEMBLY - ROOF PANEL	1	--	--		--	Assemble		0.1300	0.2870	0.2462	0.6632	0.1746	0.8378	0.0043	4.50	3

TASK XII DECK LID	R/O O PER VEHICLE	MATERIAL	STATE OF MATERIAL		FINISH WEIGHT	PROCESS DESCRIPTION	PER VEHICLE							TOTAL TOOLING (\$000)	YEARS AMVRT
			GRADE	FDRM			DIRECT MATERIAL	DIRECT LABDR	VARIABLE BURDEN	FIXED BURDEN	MFG COST	TOOLING COST			
													CDST		
09A01 - DECK LID TOTALS	--	--	--	--	24.65	--	0.1681	0.5118	3.2612	12.9411	3.1084	16.0495		0.4076	428.00
DECK LID - INNER AND ASSEMBLY - OUTER PANELS	1	--	--	--	--	Assemble	0.0000	0.0823	0.1918	0.2741	0.1869	0.4610	0.0286	30.00	3
DECK LID - OUTER PANEL	1	Steel	CR Coil		14.15	Stamped	3.6920	0.0824	0.3836	4.1580	0.3738	4.5318	0.1427	150.00	3
SUBASSEMBLY - INNER PANEL	1	--	--	--	--	Assemble	0.0000	0.2093	2.0814	2.2907	1.9768	4.2675	0.0067	7.00	3
DECK LID - INNER PANEL	1	Steel	CR Coil		9.50	Stamped	3.5353	0.1236	0.5754	4.2343	0.5617	4.7960	0.2000	210.00	3
END REINFORCEMENT - DECK LID	2	Steel	CR Coil		.39	Stamped	0.1256	0.0110	0.0224	0.1590	0.0070	0.1660	0.0286	30.00	3
PASTER - SCREW	4	Steel	CD WIFE		.02	Purchased	0.0332	0.0000	0.0000	0.0332	0.0000	0.0332	0.0000	0.00	--
LOCK PLATE - DECK LID - INNER PANEL	2	Steel	CR Coil		.02	Stamped	0.0036	0.0032	0.0066	0.0134	0.0022	0.0156	0.0010	1.00	3
SUBTOTAL: DECK LID ASSEMBLY	--	--	--	--	24.08	--	7.3897	0.5118	3.2612	11.1627	3.1084	14.2711	0.4076	428.00	3
HEX NUTS	2	Steel	CD WIFE		.01	Purchase	0.0044	0.0000	0.0000	0.0044	0.0000	0.0044	0.0000	0.00	--
WASHER - DECK LID HINGE	2	Steel	CR Coil		.01	Purchase	0.0052	0.0000	0.0000	0.0052	0.0000	0.0052	0.0000	0.00	--
WASHER - DECK LID ASSEMBLY	2	Steel	CR Coil		.01	Purchase	0.0044	0.0000	0.0000	0.0044	0.0000	0.0044	0.0000	0.00	--
SCREW - SELF TAPPING	2	Steel	CD WIFE CR Coil		.01	Purchase	0.0044	0.0000	0.0000	0.0044	0.0000	0.0044	0.0000	0.00	--
DECK LID - CYLINDER LOCK AND KEY ASSEMBLY - DECK LID LOCK	1	Steel	Various		.24	Purchase	1.2100	0.0000	0.0000	1.2100	0.0000	1.2100	0.0000	0.00	--
SUBTOTAL: DECK LID LOCK	--	--	--	--	.56	--	1.7784	0.0000	0.0000	1.7784	0.0000	1.7784	0.0000	0.00	--

TASK XII ITEM	DESCRIPTION	QTY	MATERIAL	STATE OF MATERIAL		FINISH WEIGHT	PROCESS DESCRIPTION	PER VEHICLE				TOTAL TOOLING (\$000)	YEARS AMORT			
				GRADE	FORM			DIRECT MATERIAL	DIRECT LABOR	VARIABLE BURDEN COST				FIXED BURDEN COST	MFG COST	TOOLING
										BURDEN	COST					
	10A01 - FRONT FENDER TOTALS	-	--	--	--	37.16	--	10.7536	1.1754	3.5892	15.5182	3.4008	18.9190	0.8590	902.00	-
	FRONT FENDER BODY - RIGHT	1	Steel	CR Coil		14.75	Stamped	4.7874	0.3569	1.2055	6.3498	1.1594	7.5092	0.4000	420.00	3
	REINFORCEMENT - TO COWL - RIGHT	1	Steel	CR Coil		3.78	Stamped	0.5622	0.0959	0.3681	1.0262	0.3567	1.3829	0.0252	26.50	3
	FRONT FENDER REINFORCEMENT - HOOD LEIGE - RIGHT	6	Steel	CR Coil		.02	Stamped	0.0162	0.0198	0.0402	0.0762	0.0126	0.0888	0.0005	.50	3
	FRONT FENDER ASSEMBLY - RIGHT	1	--	--	--	--	Assemble	0.0000	0.1151	0.1808	0.2959	0.1717	0.4676	0.0038	4.00	3
	SUBTOTAL: FRONT FENDER RIGHT	-	--	--	--	18.55	--	5.3658	0.5877	1.7946	7.7481	1.7004	9.4485	0.4295	451.00	-
	ASSEMBLY - FRONT FENDER LEFT	1	--	--	--	--	Assemble	0.0000	0.1151	0.1808	0.2959	0.1717	0.4676	0.0038	4.00	3
	FRONT FENDER BODY - LEFT	1	Steel	CR Coil		14.75	Stamped	4.7874	0.3569	1.2055	6.3498	1.1594	7.5092	0.4000	420.00	3
	REINFORCEMENT - TO COWL - LEFT	1	Steel	CR Coil		3.78	Stamped	0.5622	0.0959	0.3681	1.0262	0.3567	1.3829	0.0252	26.50	3
	FRONT FENDER REINFORCEMENT - HOOD LEIGE - LEFT	6	Steel	CR Coil		.02	Stamped	0.0162	0.0198	0.0402	0.0762	0.0126	0.0888	0.0005	.50	3
	SUBTOTAL: FRONT FENDER LEFT	-	--	--	--	18.55	--	5.3658	0.5877	1.7946	7.7481	1.7004	9.4485	0.4295	451.00	3
	FASTENERS - FRONT FENDER	26	Steel	CD Wire		.05	Purchased	0.0165	0.0000	0.0000	0.0165	0.0000	0.0165	0.0000	0.00	-
	FASTENERS - FRONT FENDER	2	ELASTIC	Granulated		.06	Purchased	0.0055	0.0000	0.0000	0.0055	0.0000	0.0055	0.0000	0.00	-
	SUBTOTAL: FASTENERS	-	--	--	--	.06	--	0.0220	0.0000	0.0000	0.0220	0.0000	0.0220	0.0000	0.00	-

TASK XII ITEM	REQ'D PER VEHICLE	MATERIAL	STATE OF MATERIAL		FINISH WEIGHT	PROCESS DESCRIPTION	PER VEHICLE				TOTAL TOOLING (\$000)	TOTAL YEARS AMORT			
			GRADE	FORM			DIRECT MATERIAL	FIXED BURDEN	VARIABLE BURDEN	VARIABLE COST			MFG COST	TOOLING	
															DIRECT LABOR
11A01 - HOOD TOTALS	-	--	--		44.29	--	10.4602	2.2731	5.5193	18.2526	3.9656	22.2182	1.0609	1113.90	-
ASSEMBLY - INNER AND OUTER PANEL	1	--	--			Assemble	0.1000	0.1814	0.3708	0.6522	0.2668	0.9190	0.0529	55.50	3
OUTER PANEL - HOOD	1	Steel	CR Coil		23.07	Stamped	4.2479	0.1520	0.9077	5.3076	0.4407	5.7483	0.2076	323.00	3
STDP - HOOD PANEL	2	Rubber	Sheet		.05	Mold	0.0528	0.0090	0.0156	0.0774	0.0088	0.0862	0.0048	5.00	3
NOZZLE - WINDSHIELD SCRAPER INNER AND OUTER	1	Plastic	Granulated		.01	Purchase	0.0019	0.0000	0.0000	0.0019	0.0000	0.0019	0.0000	.00	-
SUBTOTAL: PANEL ASSEMBLY	-	--	--		23.13	--	4.4026	0.3424	1.2941	6.0391	0.7163	6.7554	0.3653	385.00	3
ASSEMBLY - HOOD LATCH	1	--	--			Assemble	0.0000	0.0225	0.0315	0.0540	0.0350	0.0890	0.0033	3.50	3
RIVET - HOOD LATCH	1	Steel	CD Wire		.01	Cold Head	0.0012	0.0063	0.0190	0.0265	0.0096	0.0361	0.0005	.50	3
SPRING - HOOD LATCH	1	Steel	Spring Wire		.01	Coil	0.0037	0.0076	0.0173	0.0276	0.0086	0.0362	0.0005	.50	3
SUBTOTAL: HOOD LATCH	-	--	--		.14	--	0.0314	0.0578	0.1395	0.2287	0.0858	0.3145	0.0076	8.00	
ASSEMBLY - BOWDEN CABLE	1	--	--			Assemble	0.0000	0.0450	0.0630	0.1060	0.0700	0.1780	0.0019	2.00	3
SPRING CLIP - HOOD RELEASE	2	Steel	Spring Steel		.01	Stamped	0.0048	0.0032	0.0344	0.0424	0.0268	0.0592	0.0019	2.00	3
WASHER - HOOD RELEASE	2	Steel	CR Coil		.01	Purchased	0.0030	0.0000	0.0000	0.0030	0.0000	0.0030	0.0000	0.00	-
WASHER - HOOD RELEASE HANDLE	1	Steel	CR Coil		.01	Purchase	0.0001	0.0000	0.0000	0.0001	0.0000	0.0010	0.0000	0.00	-
SCREW - HOOD RELEASE	2	Steel	CD Wire		.02	Purchase	0.0062	0.0030	0.0000	0.0062	0.0000	0.0062	0.0000	0.00	-
ASSEMBLY - TUBE AND CABLE	1	Steel	--		.01	Assemble	0.0000	0.0496	0.0698	0.1194	0.0773	0.1967	0.0029	3.00	3
WIRE - BOWDEN CABLE	1	Steel	Spring Wire		.02	Coil	0.0188	0.0140	0.0378	0.0706	0.0235	0.0941	0.0100	10.50	3
TUBE - BOWDEN CABLE	1	Steel	Spring Wire		.25	Coil	0.1775	0.0245	0.1163	0.3183	0.0783	0.3966	0.0013	1.50	3
GRIPMET - BOWDEN CABLE	1	Rubber	Sheet		.01	Mold	0.0001	0.0008	0.0013	0.0022	0.0008	0.0030	0.0019	2.0	3
FERRULE - BOWDEN CABLE	1	Steel	CR Strip		.01	Extrude	0.0003	0.0032	0.0091	0.0126	0.0047	0.0173	0.0029	3.00	3
NUT - HOOD RELEASE HANDLE	1	Steel	Spring Steel		.01	Stamped	0.0011	0.0016	0.0171	0.0198	0.0123	0.03	0.0029	3.00	3
HANDLE BASE - HOOD RELEASE	1	Aluminum	Ingot		.10	Die Cast	0.0513	0.0421	0.1333	0.2267	0.1307	0.3574	0.0095	10.00	3
LUG - BOWDEN CABLE	1	Steel	CD Rod		.01	Machine	0.0011	0.0173	0.0255	0.0439	0.0166	0.0605	0.0019	2.00	3

1976 AUDI

TASK XII

ITEM HOOD

11A01 - HOOD CONTINUED

REQ ITEM	QTY	DESCRIPTION	MATERIAL	STATE OF MATERIAL	FINISH WEIGHT	PROCESS DESCRIPTION	PER VEHICLE				TOTAL TOOLING (\$000)	YEARS AMORT.			
							DIRECT MATERIAL	DIRECT LABOR	VARIABLE BURDEN	FIXED BURDEN			MFG COST	TOOLING	
1	1	HANDLE - HOOD RELEASE	Aluminum	Ingot	.10	Die Cast	0.0577	0.0296	0.0926	0.1801	0.1837	0.3638	0.0095	10.00	3
1	1	CROWNLET - HOOD RELEASE CABLE	Rubber	Sheet	.01	Mold	0.0047	0.0021	0.0022	0.0090	0.0014	0.0104	0.0048	5.00	3
-	-	SUBTOTAL: HOOD RELEASE	--	--	.59	--	0.3267	0.2332	0.6024	1.1623	0.6261	1.7884	0.0514	54.00	3
1	1	HOOD LATCH ASSEMBLY - OUTER AND RIGHT HAND	--	--	.01	Assemble	0.0050	0.1976	0.1849	0.3875	0.2011	0.5886	0.0029	3.00	3
1	1	BASE PLATE - HOOD LATCH	Steel	CR Coil	.14	Stamp	0.0418	0.0207	0.0828	0.1453	0.0419	0.1872	0.0048	5.00	3
1	1	DEADENER #TOP - HOOD LATCH	Plastic	Granulated	.01	Purchase	0.0003	0.0000	0.0000	0.0003	0.0000	0.0000	0.0000	0.00	-
1	1	HOOK - HOOD LATCH	Steel	HR Coil	.07	Stamp	0.0230	0.0114	0.0276	0.0720	0.0174	0.0894	0.0024	2.50	3
1	1	LEVER ARM - HOOD LATCH	Steel	HR Coil	.03	Stamp	0.0095	0.0091	0.0237	0.0423	0.0098	0.0521	0.0033	3.50	3
1	1	STOP PIN - HOOD LATCH	Steel	C0 Wire	.01	Cold Head	0.0009	0.0016	0.0049	0.0074	0.0025	0.0099	0.0002	.20	3
1	1	RIVET - SHOULDER - HOOD LATCH	Steel	C0 Wire	.01	Cold Head	0.0015	0.0019	0.0067	0.0101	0.0035	0.0136	0.0004	.50	3
1	1	RIVET - COLLAR - HOOD LATCH	Steel	C0 Wire	.02	Cold Head	0.0028	0.0114	0.0343	0.0485	0.0301	0.0786	0.0029	3.00	3
1	1	BOLT - CABLE CLAMP	Steel	C0 Wire	.01	Purchase	0.0026	0.0000	0.0000	0.0026	0.0000	0.0026	0.0000	0.00	-
1	1	WASHER - CABLE CLAMP	Steel	CR Coil	.01	Purchase	0.0003	0.0000	0.0000	0.0003	0.0000	0.0003	0.0000	0.00	-
1	1	CLAMP - CABLE	Steel	CR Coil	.01	Stamp	0.0025	0.0026	0.0089	0.0140	0.0055	0.0195	0.0014	1.50	3
-	-	SUBTOTAL: HOOD LATCH RIGHT HAND	--	--	.33	--	0.0902	0.2563	0.3838	0.7303	0.3118	1.0421	0.0183	19.20	3
1	1	HOOD LATCH ASSEMBLY - OUTER LEFT HAND	--	--	---	Assemble	0.0050	0.2152	0.1808	0.4010	0.1920	0.5930	0.0085	9.00	3
2	2	STOP PIN - HOOD LATCH	Steel	C0 Wire	.01	Cold Head	0.0006	0.0028	0.0084	0.0118	0.0044	0.0162	0.0002	.20	3
2	2	STOP PIN - HOOD LATCH OUTER	Steel	C0 Wire	.01	Cold Head	0.0012	0.0030	0.0098	0.0140	0.0050	0.0190	0.0002	.20	3
1	1	HOOK - HOOD LATCH	Steel	HR Coil	.05	Stamp	0.0209	0.0102	0.0306	0.0617	0.0137	0.0754	0.0029	3.00	3
1	1	RIVET - SHOULDER HOOD LATCH	Steel	C0 Wire	.41	Cold Head	0.0018	0.0024	0.0088	0.0130	0.0046	0.0176	0.0005	.50	3
1	1	BASE - HOOD LATCH OUTER	Steel	HR Coil	.12	Stamp	0.0289	0.0207	0.0828	0.1324	0.0419	0.1743	0.0048	5.00	3
3	3	TAPPING PLATE - HOOD LATCH	Steel	HR Coil	.01	Stamp	0.0021	0.0042	0.0090	0.0153	0.0084	0.0237	0.0014	1.50	3
2	2	RETAINER - DEADENER HOOD LATCH	Steel	HR Coil	.04	Stamp	0.0134	0.0204	0.0612	0.0950	0.0274	0.1224	0.0029	3.00	3

TASK XII ITEM HOOD	11A01 - HOOD CONTINUED	REQ'D PER VEHICLE	MATERIAL	STATE OF		FINISH WEIGHT	PROCESS DESCRIPTION	PER VEHICLE							TOTAL TOOLING (\$000)	YEARS AMORT
				GRADE	FORM			DIRECT MATERIAL	DIRECT LABOR	VARIABLE BURDEN COST	FIXED BURDEN COST	MFG COST	TOOLING			
	LEVER ARM - HOOD LATCH	1	Steel	CR Coil		.01	Stamped	0.0082	0.0085	0.0219	0.0386	0.0090	0.1476	0.0038	4.00	3
	RETAINER - HOOD LATCH	1	Steel	CD Wire		.01	Cold Head	0.0140	0.0674	0.0813	0.1627	0.0388	0.2015	0.0033	3.50	3
	WASHER - HOOD LATCH	1	Steel	CR Coil		.01	Purchase	0.0048	0.0000	0.0000	0.0048	0.0000	0.0048	0.0000	0.00	-
	DEADENER - SOUND HOOD LATCH	2	Rubber	Sheet		.01	Mold	0.0014	0.0016	0.0026	0.0056	0.0016	0.0072	0.0029	3.00	3
	BOLT - HOOD LATCH - INNER	1	Steel	CD Rod		.01	Purchase	0.0022	0.0000	0.0000	0.0022	0.0000	0.0022	0.0000	0.00	-
	BOLT - HOOD LATCH - OUTER	4	Steel	CD Rod		.01	Purchase	0.0180	0.0000	0.0000	0.0180	0.0000	0.0180	0.0000	0.00	-
	WASHER - HOOD LATCH OUTER	4	Steel	CR Coil		.01	Purchase	0.0088	0.0000	0.0000	0.0088	0.0000	0.0088	0.0000	0.00	-
	LOCKWASHER - HOOD LATCH	4	Steel	CR Coil		.01	Purchase	0.0032	0.0000	0.0000	0.0032	0.0000	0.0032	0.0000	0.00	-
	SUPPORT - CONNECTOR WIRE	1	Plastic	Granulated		.01	Purchase	0.0020	0.0000	0.0000	0.0020	0.0000	0.0020	0.0000	0.00	-
	SPRING - HOOD LATCH OUTER	2	Steel	Spring Wire Galvanized		.01	Coil	0.0078	0.0054	0.0144	0.0276	0.0070	0.0346	0.0005	.50	3
	CONNECTOR WIRE	1	Steel	Wire		.07	Form	0.0266	0.0225	0.0316	0.0806	0.0350	0.1156	0.0023	3.50	3
	SUBTOTAL, HOOD LATCH LEFT HAND	-	-	-		.82	--	0.1709	0.3843	0.5431	1.0983	0.3888	1.4871	0.0342	35.90	3
	ASSEMBLY - PANEL INNER HOOD	1	-	-		--	Assemble	0.0000	0.0813	0.2566	0.3379	0.1282	0.4661	0.0476	50.00	3
	PANEL - INNER HOOD	1	Steel	CR Coil		14.75	Stamped	3.1217	0.1519	0.7553	4.0789	0.3640	4.3929	0.4115	432.00	3
	ASSEMBLY - CATCH AND SUPPORT	2	-	-		.01	Assemble	0.0000	0.0348	0.0548	0.0896	0.0520	0.1416	0.0014	1.50	3
	ASSEMBLY - SUPPORT AND STUD	2	-	-		.01	Assemble	0.0000	0.0394	0.0612	0.1006	0.0584	0.1590	0.0024	3.50	3
	DEFLECTOR - HOOD INNER PANEL	1	Steel	CR Coil		.71	Stamped	0.1295	0.0137	0.0283	0.1715	0.0135	0.1850	0.0143	15.00	3
	STUD - HOOD HINGE SUPPORT	4	Steel	CD Rod		.02	Cold Head	0.0140	0.0140	0.0344	0.0624	0.0268	0.0892	0.0008	.80	3
	SUPPORT - HOOD HINGE	2	Steel	CR Coil		.34	Stamped	0.1280	0.0548	0.1132	0.2960	0.0360	0.3320	0.0095	10.00	3
	SUPPORT - HOOD LATCH CENTER	1	Steel	CR Coil		.28	Stamped	0.0540	0.0068	0.0133	0.0741	0.0042	0.0783	0.0033	3.50	3
	BRACKET - HOOD OPENER	1	Steel	CR Coil		.04	Stamped	0.0144	0.0068	0.0133	0.0345	0.0042	0.0387	0.0033	3.50	3
	SUPPORT - CATCH HOOD LATCH	2	Steel	CR Coil		.24	Stamped	0.1360	0.0274	0.0566	0.2200	0.0180	0.2380	0.0033	3.50	3
	CATCH - HOOD LATCH OUTER	2	Steel	CR Coil		.11	Stamped	0.0356	0.0136	0.0266	0.0758	0.0084	0.0842	0.0024	2.50	3
	SUBTOTAL, INNER PANEL	-	-	-		16.51	--	3.6332	0.4445	1.4136	5.4913	0.7137	6.2050	0.4998	524.80	3

TASK XII ITEM HOOD	RED'D PER VEHICLE	MATERIAL	STATE OF MATERIAL		FINISH WEIGHT	PROCESS DESCRIPTION	PER VEHICLE					TOTAL TOOLING (\$000)	TOTAL TEAMS AMORT		
			GRADE	FORM			DIRECT MATERIAL	DIRECT LABOR	VARIABLE BURDEN	VARIABLE COST	FIXED BURDEN			MFG COST	TOOLING
11A01 - HOOD CONTINUED															
HINGE HOOD	2	Steel	HR Strip		.65	Stamped	0.0884	0.0137	0.0283	0.1304	0.2180	0.3484	0.0052	5.50	3
PIVOT PIN - HOOD HINGE	2	Steel	CD Wire		.01	Cold Head	0.0042	0.0162	0.0534	0.0738	0.0274	0.1012	0.0019	2.00	3
BRACKET - HOOD HINGE	2	Steel	CR Coil		.19	Stamping	0.0924	0.0274	0.0566	0.1764	0.0180	0.1944	0.0077	8.00	3
WASHER - HOOD HINGE	2	Steel	CR Coil		.01	Spring Steel	0.0104	0.0140	0.0342	0.0586	0.0274	0.0860	0.0024	2.50	3
WASHER - HOOD HINGE	4	Steel	CR Coil		.01	Purchase	0.0116	0.0000	0.0000	0.0116	0.0000	0.0116	0.0000	0.00	-
BOLT - HOOD HINGE	6	Steel	CD Wire		.06	Purchase	0.0348	0.0000	0.0000	0.0348	0.0000	0.0348	0.0000	0.00	-
NUT - HOOD HINGE	4	Steel	CD Wire		.01	Purchase	0.0016	0.0000	0.0000	0.0016	0.0000	0.0016	0.0000	0.00	-
ASSEMBLY - HOOD HINGE	2	--	--		--	Assemble	0.0000	0.0908	0.2650	0.3558	0.2216	0.5774	0.0033	3.50	3
SUBTOTAL: HOOD HINGE	-	--	--		.94	--	0.2434	0.1621	0.4375	0.8430	0.5124	1.3554	0.0205	21.50	3
ASSEMBLY - HOOD OPENER	1	--	--		--	Assemble	0.0600	0.1370	0.1753	0.3723	0.1939	0.5662	0.0276	29.00	3
BEARING - BALL HOOD OPENER	1	Steel	CD Wire		.01	Purchase	0.0005	0.0000	0.0000	0.0005	0.0000	0.0005	0.0000	0.00	-
TUBE - HOOD OPENER	1	Steel	CD Tube		.67	Mech. Inc	1.0849	0.1440	0.2129	1.4418	0.1779	1.6197	0.0059	6.20	3
SEAL - SPACER HOOD OPENER	1	Steel	CD Rod		.03	Cold Head	0.0049	0.0101	0.0287	0.0437	0.0271	0.0708	0.0019	2.00	3
SEAL - RETAINER HOOD OPENER	1	Steel	CD Wire		.02	Cold Head	0.0027	0.0012	0.0032	0.0071	0.0016	0.0087	0.0005	.50	3
SEAL - HOOD OPENER	1	Rubber	Sheet		.01	Mold	0.0023	0.0008	0.0015	0.0046	0.0006	0.0052	0.0048	5.00	3
WASHER - SEAL ASSEMBLY	1	Steel	CR Coil		.01	Stamped	0.0018	0.0014	0.0032	0.0064	0.0026	0.0090	0.0014	1.50	3
TUBE END - HOOD OPENER	1	Steel	CR Bar		.11	Machine	0.0219	0.0328	0.0661	0.1208	0.0510	0.1718	0.0036	3.80	3
PIVOT - HOOD OPENER	1	Steel	CR Strip		.33	Stamped	0.0503	0.0069	0.0134	0.0706	0.0042	0.0748	0.0024	3.50	3
SHAFT - HOOD OPENER	1	Steel	CR Bar		.54	Machine	0.2974	0.0315	0.0571	0.3860	0.0604	0.4464	0.0042	4.50	3
SNAP RING - STOP HOOD OPENER	1	Steel	Spring Steel		.01	Purchase	0.0002	0.0000	0.0000	0.0002	0.0000	0.0002	0.0000	0.00	-
SEAL - COMPRESSION	1	Rubber	Sheet		.01	Mold	0.0003	0.0008	0.0015	0.0026	0.0006	0.0032	0.0048	5.00	3
RETAINER - SEAL HOOD OPENER	1	Plastic	Granulated		.01	Purchase	0.0011	0.0000	0.0000	0.0011	0.0000	0.0011	0.0000	0.00	-
WASHER - HOOD OPENER	2	Steel	HR Strip		.01	Stamped	0.0019	0.0014	0.0326	0.0359	0.0255	0.0614	0.0024	2.50	3
WASHER - JTFD. P. EMER	1	Steel	CR Strip		.01	Stamped	0.0003	0.0014	0.0326	0.0343	0.0255	0.0598	0.0018	1.50	3

TASK XII ITEM	REQ'D PER VEHICLE	MATERIAL	STATE OF MATERIAL		FINISH WEIGHT	PROCESS DESCRIPTION	PER VEHICLE							TOTAL TOOLING (\$000)	TOTAL YEARS AMORT.	
			GRADE	FORM			DIRECT MATERIAL	DIRECT LABOR	VARIABLE BURDEN	FIXED BURDEN	MFG COST	TOOLING				
													CO Tube			CO W/P
11101 - HOOD CONTINUED																
LINK - HOOD OPENER	1	Steel	CO Tube		.04	Cold Head	0.0264	0.0092	0.0336	0.0692	0.0175	0.0869	0.0024	2.50	3	
PIVOT PIN - HOOD OPENER	2	Steel	CO W/P		.02	Cold Head	0.0046	0.0140	0.0436	0.0622	0.0222	0.0844	0.0005	.50	3	
SNAP RING - PIVOT PIN	2	Steel	Spring Steel		.01	Purchase	0.0003	0.0000	0.0000	0.0003	0.0000	0.0003	0.0000	0.00	-	
SUBTOTAL: HOOD OPENER	-	--	--		1.85	--	1.5618	0.3925	0.7053	2.6596	0.6107	3.2703	0.0638	67.00	3	

1976 AUDI

TASK XII ITEM STAMPED STEEL	REQ'D PER VEHICLE	MATERIAL	STATE OF MATERIAL		FINISH WEIGHT	PROCESS DESCRIPTION	PER VEHICLE				TOTAL TOOLING (\$'000)	YEARS AMORT			
			GRADE	FORM			DIRECT MATERIAL	DIRECT LABOR	VARIABLE BURDEN COST				FIXED BURDEN COST		
									MFG COST	TOOLING					
07A01 - SIDE PANEL															
BAIL OUTER	2	Steel	CR Coil		1.60	Stamped	3.8876	0.4956	3.0388	7.4720	2.1674	9.5894	0.5238	550.00	3
POST OUTER	2	Steel	CR Coil		13.50	Stamped	2.6590	0.4956	2.4232	5.5778	2.3486	7.9264	0.5238	550.00	3
UPPER QUARTER PANEL SUPPORT	2	Steel	CR Coil		4.00	Stamped	1.1232	0.2848	1.4412	2.8492	1.3918	4.2410	0.2305	242.00	3
SUPPORT - UPPER QUARTER PANEL INNER	2	Steel	CR Coil		2.60	Stamped	0.7974	0.2750	1.3778	2.4502	1.3312	3.7814	0.2095	220.00	3
BAIL INNER	2	Steel	CR Coil		11.50	Stamped	2.4012	0.3112	1.5644	4.2768	1.5110	5.7878	0.2724	286.00	3
QUARTER PANEL RIGHT (FUEL FILTER)	1	Steel	CR Coil		20.00	Stamped	6.9345	0.4850	1.8116	9.2311	0.9171	10.1482	0.9638	1012.00	3
QUARTER PANEL LEFT	1	Steel	CR Coil		20.00	Stamped	6.9345	0.4850	1.8116	9.2311	0.9171	10.1482	0.9638	1012.00	3
01A01 - UNDERBODY															
FLOOR PAN	1	Steel	CR Coil		41.00	Stamped	7.1847	0.2058	0.7623	8.1528	0.3698	8.5226	0.5713	600.00	3
SIDE MEMBER - REAR	2	Steel	CR Coil		13.75	Stamped	3.3572	0.1866	0.9976	4.5414	0.9584	5.4998	0.4000	420.00	3
CROSS MEMBER - REAR SEAT	1	Steel	CR Coil		4.93	Stamped	0.8773	0.0658	0.1336	1.0767	0.0420	1.1187	0.0952	100.00	3
01A01A - FRONT SEAT ADJUSTERS															
SEAT ADJUSTERS - LOWER	2	Steel	CR Coil		2.07	Stamped	0.4269	0.0610	0.1219	0.6098	0.0620	0.6718	0.1362	143.00	3
36G01 - FRONT BUMPERS															
LICENSE PLATE HOLDER	1	Galv. Steel	CR Coil		.97	Stamped	0.2043	0.0329	0.1099	0.3471	0.0000	0.3471	0.0657	23.00	1

1976 AUDI

TASK XII ITEM MATERIALS	REC'D PER VEHICLE	MATERIAL	STATE OF MATERIAL		FINISH WEIGHT	PROCESS DESCRIPTION	PER VEHICLE					TOTAL TOOLING (\$000)	YEARS AMORT		
			GRADE	FORM			DIRECT MATERIAL	DIRECT LABOR	VARIABLE BURDEN	FIXED BURDEN	MFG COST			TOOLING	
07A01 - FRONT DOOR															
DOOR HANDLES UPPER AND LOWER - FRONT	2	Zinc	Slab		1.14	Die Cast	0.9744	0.2798	0.2640	1.5182	0.1332	1.6514	0.0129	13.50	3
FULLEY - WINDOW CABLE	2	Zinc	Slab		.26	Die Cast	0.0368	0.0000	0.0000	0.0368	0.0000	0.0368	0.0000	0.00	-
HANDLE - WINDOW REGULATOR	2	Zinc	Slab		.15	Die Cast	0.0425	0.0000	0.0000	0.0425	0.0000	0.0425	0.0000	0.00	-
34D - STEERING WHEEL															
MOUNTING FRAME - STEERING WHEEL	1	Zinc	Slab		.24	Die Cast	0.1269	0.0693	0.3262	0.5224	0.0000	0.5224	0.0448	47.00	3
02G01 - SUN VISOR AND INSIDE MIRROR															
MOUNTING BRACKET - REAR VIEW MIRROR	1	Zinc	Slab		.24	Die Cast	0.1163	0.0177	0.0276	0.1736	0.0405	0.2141	0.0429	45.00	3
30 - TRANSMISSION															
SPEEDOMETER DRIVE GEAR BUSHING	1	Aluminum	Hex Bolt Purchase		.06	Machine	0.2025	0.0363	0.1302	0.3690	0.1561	0.5251	0.0003	1.00	10
TRANSMISSION CASE	1	Aluminum	Casting Purchase		28.75	Machine	30.6000	0.2882	0.2909	31.1711	0.3830	31.5541	0.1886	66.00	10
SHIFT ROD COVER - TRANSMISSION	1	Aluminum	Casting Purchase		.15	Machine	0.5100	0.1176	0.2614	0.8890	0.2677	1.1567	0.0003	1.00	10
SIDE COVER - DIFFERENTIAL FLANGE	1	Aluminum	Casting Purchase		3.73	Machine	4.3350	0.2104	0.4394	4.9848	0.4211	5.4059	0.0026	9.00	10
30 - ENGINE															
BOOY - THROTTLE SUPPORT	1	Aluminum	Alum Ingot		1.20	Die Cast	0.6977	0.2388	0.4151	1.3516	0.3785	1.7301	0.0491	172.00	10
VENTURI - BODY THROTTLE	1	Aluminum	Alum Ingot		.03	Die Cast	0.0180	0.0115	0.0151	0.0446	0.0198	0.0644	0.0080	28.00	10
MANIFOLD - INTAKE - CASTING	1	Aluminum	Alum Ingot		6.10	Sand Cast	3.5000	0.3500	0.7000	4.5500	1.1200	5.6700	0.0157	55.00	10
MANIFOLD - INTAKE - MACHINE	1	Aluminum	Alum Casting		--	Machine	0.0000	0.8503	1.3916	2.2419	0.7960	3.0379	0.1560	546.00	10

1976 AUDI

TASK XII ITEM ENGINE MATERIALS	REQ'D PER VEHICLE	MATERIAL	STATE OF MATERIAL		FINISH WEIGHT	PROCESS DESCRIPTION	PER VEHICLE						TOTAL TOOLING (\$000)	YEARS AMORT	
			GRADE	FORM			DIRECT MATERIAL	DIRECT LABOR	VARIABLE BURDEN	VARIABLE COST	FIXED BURDEN	MFG COST			TOOLING
30 - ENGINE CONTINUED															
SECTION - UPPER FUEL INJECTION	1	Aluminum	Alum Ingot		1.02	Sand Cast	0.6791	0.1509	0.3018	1.1318	0.1037	1.2355	0.1757	123.00	10
SECTION - LOWER FUEL INJECTION	1	Aluminum	Alum Ingot		1.36	Sand Cast	0.7760	0.1725	0.3450	1.2934	0.3164	1.6098	0.2200	77.00	10
WARM UP REGULATOR FUEL INJECTION	1	Aluminum	Alum Ingot		.83	Sand Cast	3.9437	0.9764	1.7527	6.5728	1.8823	8.4551	0.0587	205.30	10
SECONDARY AIR VALVE FUEL INJECTION	1	Aluminum	Alum Ingot		.49	Sand Cast	1.0875	0.2416	0.4834	1.8125	0.3866	2.1991	0.2714	190.00	10
COVER - TIMING HOUSING	1	Aluminum	Alum Billet		1.67	Oie Cast Machine	0.8726	0.0904	0.2634	1.2264	0.2049	1.4313	0.0300	105.00	10
HOUSING - THERMOSTAT	1	Aluminum	Alum Billet		.39	Oie Cast Machine	0.1974	0.1052	0.1972	0.4998	0.1199	0.6197	0.0157	55.00	10
COVER - THERMOSTAT	1	Aluminum	Alum Billet		.26	Oie Cast Machine	0.1194	0.0204	0.0655	0.2053	0.0727	0.2780	0.0100	35.00	10
FLANGE - REAR	1	Aluminum	Alum Billet		.27	Oie Cast Machine	0.1393	0.0484	0.1001	0.2878	0.0763	0.3641	0.0228	80.00	10
PISTON	4	Aluminum	Alum Billet		3.71	Oie Cast Machine	2.1816	0.7856	1.5716	4.5388	1.5808	6.1196	0.0400	140.00	10
CYLINDER HEAD CASTING	1	Aluminum	Alum Billet		--	Foundry Sand Casting	10.1808	0.8108	1.9833	12.9749	3.2718	16.2467	0.0714	250.00	10
CYLINDER HEAD MACHINING	1	Aluminum	Casting		18.75	Transfer Line Machine	0.0000	0.2829	1.1542	1.4371	1.7756	3.2127	0.0571	200.00	10
OIL PAN	1	Aluminum	Alum Billet		9.40	Foundry and Machine	4.8480	0.5265	1.7738	7.1483	1.3597	8.5080	0.0643	225.00	10
CYLINDER BLOCK CASTING	1	Grey Iron	Pig Iron Billet		--	Foundry Sand Casting	9.4051	6.1770	12.3539	27.9360	18.6240	46.5600	0.2571	900.00	10
CYLINDER BLOCK MACHINING	1	Grey Iron	Casting		08.00	Transfer Line Machine	0.0000	0.8496	3.1860	4.0356	4.9701	9.0057	0.0286	100.00	10
MAIN BEARING CAP - BLOCK CASTING	4	Grey Iron	Casting		--	Purchase	1.1880	0.0000	0.0000	1.1800	0.0000	1.1800	0.0086	30.00	10
MAIN BEARING CAP - MACHINING	4	Grey Iron	Casting		4.76	Machine	0.0000	0.1920	0.7332	0.9252	1.3632	2.2884	0.0143	50.00	10
THRUST BEARING CAP - BLOCK CASTING	1	Grey Iron	Casting		--	Purchase	0.5280	0.0000	0.0000	0.5280	0.0000	0.5280	0.0029	10.00	10
THRUST BEARING CAP - MACHINING	1	Grey Iron	Casting		1.75	Machine	0.0000	0.0639	0.2441	0.3080	0.4536	0.7616	0.0086	30.00	10
FLYWHEEL	1	Grey Iron	Pig Iron Billet		17.10	Casting	2.2200	1.1914	2.3929	5.7943	2.291	8.0856	0.0514	180.00	10
EXHAUST MANIFOLD - CASTING	1	Grey Iron	Pig Iron Billet		--	Foundry Sand Casting	0.8160	0.5360	1.0720	2.4240	1.6161	4.0400	0.0143	50.00	10
EXHAUST MANIFOLE - MACHINING	1	Grey Iron	Casting		0.85	Machine	0.0000	0.1876	0.3815	0.5691	0.2052	0.7743	0.0077	27.00	10

1976 AUDI

TASK XII ITEM MATERIALS	RED O PER VEHICLE	STATE OF MATERIAL		FINISH WEIGHT	PROCESS DESCRIPTION	DIRECT MATERIAL	DIRECT LABOR	PER VEHICLE			TOTAL TOOLING (\$000)	YEARS AMORT		
		GRADE	FORM					VARIABLE BURDEN	FIXED BURDEN	MFG COST			TOOLING	
02F01 - WINDSHIELD														
WINDSHIELD	1	Glass	Sheet	22.00	Cut Form Laminate	5.1950	0.5340	1.1214	6.8504	11.4466	18.2960	0.1724	181.00	3
04F01 - REAR QUARTER WINDOW														
GLASS - REAR QUARTER WINDOW - TINTED	2	Glass	Sheet	9.50	Cut Form Laminate	1.0668	0.0586	0.2293	1.3547	0.0000	1.3547	0.0095	10.00	3
06F01 - REAR WINDOWS														
REAR WINDOW TINTED GLASS - WITH DEFOGGER	1	Glass	Sheet	20.25	Cut Form Laminate	6.1233	0.4194	0.8254	7.3681	0.0000	7.3681	0.0486	51.00	3
07F01 - DOOR GLASS														
GLASS - FRONT DOOR - TINTED	1	Glass	Sheet	19.50	Cut Form Laminate	3.5932	0.4578	2.2516	6.3026	0.0000	6.3026	0.0191	20.00	3
30 - ENGINE														
CRANKSHAFT - FORGING	1	Steel	Billet	--	Forging	3.6360	0.6153	1.8363	6.0876	2.4796	8.5672	0.0714	250.00	10
CRANKSHAFT - MACHINING	1	Steel	Forging	36.80	Machind	0.0000	3.3425	15.2083	18.5508	23.1301	41.6809	0.1029	360.00	10
CONNECTING ROD	4	Steel	Billet	6.75	Forging Machind	1.7776	2.5688	5.1376	0.4840	3.5592	13.0432	0.0535	188.00	10
CRANKSHAFT - FORGING	1	Steel	Billet	--	Forging	0.7272	0.3803	1.2844	2.3519	1.1590	3.5109	0.0429	150.00	10
CRANKSHAFT - MACHINING	1	Steel	Forging	7.70	Machind	0.0000	0.7056	3.6691	4.3747	5.5530	9.9277	0.0857	300.00	10
31A - TRANS AXLE														
COUPLING - DRIVE SHAFT	2	Steel	Purchase Forging	3.86	Machind	3.5700	0.9358	1.6030	6.1088	1.5094	7.6182	0.0051	18.00	10

TASK XII ITEM MATERIALS	REQ'D PER VEHICLE	STATE OF MATERIAL		FINISH WEIGHT	PROCESS DESCRIPTION	DIRECT MATERIAL	DIRECT LABOR	PER VEHICLE			TOTAL TOOLING (\$000)	YEARS AMORT		
		GRADE	FORM					FIXED BURDEN	VARIABLE COST	MFG COST			TOOLING	
TRANS AXLE CONTINUED														
RACE - INNER - DRIVE SHAFT	2	Steel	Purchase Forging	1.20	Machine	2.0400	0.7360	1.1.78	3.9738	0.9700	4.9438	16.00	10	
CAGE - RACE - DRIVE SHAFT	2	Steel	Purchase Forging	.48	Machine	0.7140	1.1674	2.3290	4.2104	1.6674	5.8778	32.00	10	
OUTER JOINT - DRIVE SHAFT	2	Steel	Purchase Forging	6.58	Machine	6.5280	3.4706	6.4382	16.4366	7.8980	24.3348	51.00	10	
RACE - INNER - DRIVE SHAFT	2	Steel	Purchase Forging	1.12	Machine	2.0400	1.4800	2.8696	6.3896	3.3136	9.7032	28.00	10	
CAGE - RACE - DRIVE SHAFT	2	Steel	Purchase Forging	.50	Machine	0.6120	1.3070	2.5550	4.4740	1.7674	6.2414	36.00	10	
12D01 - GRILLE AND FRONT LAMPS														
GRILLE - OUTER	1	Plastic	Mixed	.23	Injection Mold Chrome Plate	0.2382	0.1049	0.6240	0.9672	0.0000	0.9672	0.1514	53.00	1
GRILLE - INNER	1	Polypropylene	Liquid	2.74	Injection Mold Blank	0.7978	0.0936	0.5112	1.4026	0.0000	1.4026	0.2857	100.00	1
FRAME - GRILLE REINFORCEMENT	2	Polypropylene	Sheet	.59	and Pierce	0.1676	0.0330	0.0932	0.2938	0.0000	0.2938	0.0071	2.50	1
LENS - TURN SIGNAL	2	Acrylic	Liquid	.18	Injection Mold	0.1024	0.0888	0.3072	0.4984	0.0000	0.4984	0.2857	100.00	1
HOUSING - TURN SIGNAL	2	Plastic	Mixed	.30	Injection Mold	0.0922	0.0354	0.1360	0.2636	0.0000	0.2636	0.2857	100.00	1
LENS - SIDE MIRROR	2	Acrylic	Liquid	.08	Injection Mold	0.0532	0.0466	0.1240	0.2238	0.0000	0.2238	0.2000	40.00	1
13E52 - REAR LAMPS														
HOUSING - REAR LAMPS	2	Plastic	Mixed	.71	Injection Mold	0.8054	0.1088	0.6674	1.5816	0.0000	1.5816	0.5143	180.00	1
LENS - REAR	2	Acrylic	Liquid	.66	Injection Mold	0.6808	0.2972	0.9230	1.9010	0.0000	1.9010	1.1000	385.00	1
HOUSING - BULB HOLDER	2	Plene	Liquid	.37	Injection Mold	0.2770	0.0614	0.2020	0.5404	0.0000	0.5404	0.2856	100.00	1
36G01 - FRONT BUMPER														
ASSEMBLY - RUBBER GUARD	2	Rubber	Liquid	4.06	Injection Mold	2.3762	0.2230	0.2092	2.8084	0.1874	2.9958	0.4288	150.00	1

1976 AUDI

TASK XII ITEM MATERIALS	REQ'D PER VEHICLE	MATERIAL	STATE OF MATERIAL		FINISH WEIGHT	PROCESS DESCRIPTION	PER VEHICLE				TOTAL TOOLING (\$000)	YEARS AMORT			
			GRADE	FORM			DIRECT MATERIAL	DIRECT LABOR	VARIABLE BURDEN	VARIABLE COST			FIXED BURDEN	MFG COST	
36G02 - REAR BUMPER															
INSERT - REAR BUMPER	1	Rubber	Sheet		3.04	Mold	1.5302	0.0266	0.0221	1.5789	0.0137	1.5926	0.2143	75.00	1
02F01 - WINDSHIELD															
WEATHERSTRIP - WINDSHIELD	1	Rubber	Liquid		3.37	Extrude and Mold	1.7402	0.3421	0.7061	2.7884	0.0000	2.7884	0.0381	40.00	3
04F01 - REAR QUARTER WINDOW															
WEATHERSTRIP - REAR QUARTER WINDOW	2	Rubber	Liquid		3.00	Extrude and Mold	1.7006	1.0456	1.7568	4.5030	0.0000	4.5030	0.0629	66.00	3
06F01 - REAR WINDOW															
WEATHERSTRIP - REAR WINDOW	1	Rubber	Liquid		3.24	Extrude	2.5855	0.3040	2.3403	2.3403	0.0000	2.3403	0.0057	6.00	3
07F01 - DOOR GLASS															
WEATHERSTRIP - FRONT DOOR WINDOW	2	Rubber	Liquid		2.50	Extrude and Mold	0.9694	0.4034	0.7148	2.0876	0.0000	2.0876	0.0267	28.00	3
31A - TRANS AXLE															
DRIVESHAFT - LEFT AND RIGHT	2	Steel	Bar Stock		10.30	Machine	5.3118	0.7504	2.8972	8.9594	2.3076	11.2670	0.0017	6.00	10
31B - REAR AXLE															
STUB AXLE	2	Steel	Forging		4.00	Machine	1.3130	0.7642	2.3088	4.3860	1.7494	6.1354	0.0414	145.00	10

TASK XII ITEM MATERIALS	REQ'D PER VEHICLE	MATERIAL	STATE OF MATERIAL		FINISH WEIGHT	PROCESS DESCRIPTION	PER VEHICLE					TOTAL TOOLING (\$1000)	YEARS AMORT		
			GRADE	FORM			OIRECT MATERIAL	OIRECT LABOR	VARIABLE BURDEN	FIXED BURDEN	MFG COST			TOOLING	
30 - TRANSMISSION															
GEAR - RING	1	Steel	Forging		5.50	Machine	7.6500	1.2169	2.1922	11.0591	1.9376	12.9967	0.0057	20.00	10
PIN - BEVEL GEAR DIFFERENTIAL	1	Steel	Bar Stock		.49	Machine	0.2208	0.0982	0.3694	0.6884	0.2537	0.9421	0.0006	2.00	10
GEAR - DIFFERENTIAL - SMALL	2	Steel	Forging		.66	Machine	0.3578	1.4528	2.7364	4.5470	2.4444	6.9914	0.0029	10.00	10
GEAR - DIFFERENTIAL - LARGE	2	Steel	Forging		1.43	Machine	1.4888	1.3066	2.8848	5.6802	2.4346	8.1148	0.0032	11.50	10
SHAFT - MAIN	1	Steel	Forging		5.30	Machine	7.1628	2.8968	6.1134	16.1730	4.7522	20.9252	0.0086	30.00	10
PINION - DRIVE SHAFT	1	Steel	Forging		4.00	Machine	4.0851	2.1159	3.8825	10.0835	3.7829	13.8664	0.0033	11.50	10
LOCK - GUIDE	1	Steel	Bar Stock		.09	Machine	0.0617	0.0703	0.1369	0.2689	0.0684	0.3373	0.0001	0.50	10
SHAFT - SELECTOR	1	Steel	Bar Stock		1.17	Machine	0.2852	0.0363	0.1302	0.4517	0.1571	0.6078	0.0001	0.50	10
ROD - SELECTOR	1	Steel	Bar Stock		.62	Machine	0.1986	0.2824	0.6699	1.1509	0.3528	1.5073	0.0013	4.50	10
36G01 - FRONT BUMPER															
BUMPER - FRONT	1	Aluminum Extrusion	Purchase		15.93	Form, Runch and Polish	12.2831	0.3465	1.3742	13.2828	0.0021	16.6914	0.0001	242.00	1
36G02 - REAR BUMPER															
BUMPER - REAR	1	Aluminum Extrusion	Purchase		16.13	Form, Runch and Polish	13.3486	0.3965	1.3261	15.0712	0.8851	15.9563	0.6914	242.00	1
07F01 - DOOR GLASS															
ASSEMBLY - CHANNEL DOOR GLASS	2	Aluminum Extrusion	Purchase		6.50	Form, Runch and Polish	6.7416	2.0402	4.9158	13.6976	0.0000	13.6976	0.0571	60.00	3
04F01 - REAR QUARTER WINDOW															
CHANNEL REAR ASSEMBLY - QUARTER WINDOWS	2	Aluminum Extrusion	Purchase		4.01	Form, Runch and Polish	4.5782	2.0670	4.4194	11.0646	0.0000	11.0646	0.0533	56.00	3

TASK XII ITEM MATERIALS	REQ'D PER VEHICLE	MATERIAL		PROCESS DESCRIPTION	FINISH WEIGHT	STATE OF MATERIAL		DIRECT MATERIAL	DIRECT LABOR	PER VEHICLE			TOTAL TOOLING (\$000)	YEARS AMORT.		
		GRADE	FORM			VARIABLE BURDEN	FIXED BURDEN			MFG COST	TOOLING					
												MATERIAL			FORM	VARIABLE BURDEN
15A01 - FRONT SEAT																
SPRING - SUPPORT - CUSHION FRAME	2	Steel	Wire	Form	1.06			0.6486	0.1306	0.7478	1.5270	0.0000	1.5270	0.0048	5.00	3
SPRING - COIL - CUSHION FR ME LATERAL FRONT	8	Steel	Wire	Cut off	.89			0.5392	0.1448	0.4720	1.1560	0.0000	1.1560	0.0005	0.50	3
SPRING - SEAT FRAME	8	Steel	Wire	and Form	2.76			1.6744	0.5096	1.4584	3.6424	0.0000	3.6424	0.0105	11.00	3
SPRING - SEAT RECLINER	2	Steel	Wire	Coil and Cut off	.31			0.1892	0.0588	0.1962	0.4442	0.0000	0.4442	Common		3
SPRING - FRONT SEAT ADJUSTERS SUPPORT LOWER	1	Steel	Wire	Coil and Cut off	.03			0.0171	0.0095	0.0310	0.0576	0.0000	0.0576	Common		3
SPRING - SEAT BACK FRAME SUPPORT UPPER	2	Steel	Wire	and Form	.55			0.3384	0.1122	0.3206	0.7662	0.0000	0.7662	0.0057	6.00	3
SPRING - SEAT BACK FRAME	6	Steel	Wire	Form	1.25			0.7608	0.2772	0.8010	1.8390	0.0000	1.8390	0.0057	6.00	3
SPRING - SIDE SEAT BACK FRAME	4	Steel	Wire	Form	.43			0.2612	0.1980	0.5296	0.9888	0.0000	0.9888	0.0057	6.00	3
06A01 - REAR SEAT																
SIDE REAR SEAT																
PANEL TOP - BACK COVER	2	Fabric	Finished	Cut	.24			1.6502	0.0276	0.2024	1.8752	0.0000	1.8752	0.0003	.30	3
PANEL TOP - SEAT BACK COVER	1	Fabric	Finished	Cut	.12			1.6780	0.0339	0.1239	0.8358	0.0000	0.8358	0.0002	.20	3
PANEL TOP - REAR SEAT BACK COVER	2	Fabric Cotton Roving	Finished	Cut and Sew	1.02			6.2152	0.0790	0.7522	7.0464	0.0000	7.0464	0.0003	.30	3
PAO - BACKING REAR SEAT CUSHION TOP PANEL AND PAO	2		Finished	Cut	.84			0.8230	0.0338	0.1382	0.9950	0.0000	0.9950	0.0002	.20	3
ASSEMBLY - REAR SEAT BACK COVER	2			Assemble				0.9724	0.5414	0.9936	2.5074	0.0000	2.5074	0.0000	.00	-
PANEL - REAR SEAT BACK COVER SIDE LEFT AND RIGHT	2	Vinyl	Finished	Cut and Sew	.26			0.9614	0.0950	0.2722	1.3286	0.0000	1.3286	0.0005	.50	3
PANEL - REAR SEAT BACK COVER BOTTOM LEFT AND RIGHT	2	Vinyl	Finished	Cut and Sew	.38			1.2558	0.0950	0.3016	1.6524	0.0000	1.6524	0.0005	.50	3
PANEL - REAR SEAT BACK COVER BOTTOM, REAR SEAT	1	Fabric	Finished	Cut and Sew	.14			0.5852	0.0480	0.1395	0.7736	0.0000	0.7736	0.0005	.50	3
PANEL - CUSHION COVER	1	Vinyl	Finished	Cut	.11			0.4166	0.0113	0.0604	0.4883	0.0000	0.4883	0.0000	.00	-
PIPING - REAR SEAT CUSHION COVER TOP SIDE REAR	2	Fabric	Finished	Cut	.14			0.9352	0.0226	0.1310	1.0888	0.0000	1.0888	0.0003	.30	3
PANEL - SEAT CUSHION COVER TOP CENTER REAR	1	Fabric	Finished	Cut	.12			0.7170	0.0226	0.0791	0.8187	0.0000	0.8187	0.0002	.20	3
PANEL - SEAT CUSHION COVER CORNER LEFT AND RIGHT	2	Fabric	Finished	Cut	.13			0.8782	0.0790	0.2128	1.1700	0.0000	1.1700	0.0003	.30	3
PANEL - REAR SEAT CUSHION COVER TOP, LEFT AND RIGHT	2	Fabric	Finished	Cut	.61			3.9452	0.0226	0.4320	4.3998	0.0000	4.3998	0.0003	.30	3
PANEL - REAR SEAT CUSHION COVER BACKING, REAR	2	Fabric Cotton Roving	Finished	Cut	.64			0.6282	0.0452	0.1376	0.8110	0.0000	0.8110	0.0002	.20	3
PAO - SEAT CUSHION COVER																

TASK XII ITEM MATERIALS	REQ'D PER VEHICLE	MATERIAL	STATE OF MATERIAL		FINISH WEIGHT	PROCESS DESCRIPTION	PER VEHICLE					TOTAL TOOLING (\$000)	YEARS AMORT.		
			GRADE	FORM			DIRECT MATERIAL	DIRECT LABOR	VARIABLE BURDEN COST	FIXED BURDEN COST	MFG COST			TOOLING	
30 - ENGINE & TRANSMISSION															
RETAINER - SPRING	8	Sintered Metal	Powder		.87	Briquet & sinter	0.1952	0.3376	0.7896	1.3224	0.4000	1.7224	0.0089	31.00	10
MAGNET	1	Sintered Metal	Finished		.05	Purchase	0.0432	0.0000	0.0000	0.0432	0.0000	0.0432	0.0000	0.00	-
RING - GEAR SHFT SYNCHRONIZING	2	Brass	Purchase Casting		.40	Machine	1.5864	0.2436	0.5786	2.4086	0.4640	2.8726	0.0017	6.00	10
RING - DRIVE SHFT SYNCHRONIZING	2	Brass	Purchase Casting		.40	Machine	1.5864	0.2436	0.5786	2.4086	0.4640	2.8726	0.0017	6.00	10
FORK - SELECTOR	1	Brass	Purchase Casting		.36	Machine	2.4480	0.1394	0.2122	2.7996	0.1590	2.9586	0.0017	6.00	10
GUIDE - VALVE	8	Brass	Bar Stock		.77	Machine	1.4624	0.2576	0.9840	2.7040	0.6384	3.3424	0.0057	20.00	10

TASK VII ITEM	FRONT DOOR	QTY	REQ'D PER VEHICLE	MATERIAL	STATE OF MATERIAL		FINISH WEIGHT	PROCESS DESCRIPTION	PER VEHICLE							TOTAL TOOLING (\$'000)	YEARS AMORT						
					GRADE	FORM			DIRECT MATERIAL	DIRECT LABOR	VARIABLE BURDEN COST	FIXED BURDEN COST	MFG COST	TOOLING									
															45,5915			4,2710	7,7013	57,5638	4,4965	62,0603	3,6601
SUBTOTAL: FRONT DOOR TOTALS															3843.00	3							
PANEL - FRONT DOOR INNER			2	Steel	CR Coil		33.00	Stamped	6.7734	0.3152	0.8192	7.9078	0.3888	9.2966	0.7886	828.00	3						
PANEL - FRONT DOOR OUTER			2	Steel	CR Coil		39.00	Stamped	6.5728	0.2098	0.5726	7.3552	1.0192	8.3744	0.5162	542.00	3						
REINFORCEMENT - MIRROR MOUNTING			2	Steel	CR Coil		1.20	Stamped	0.2366	0.0088	0.0084	0.2538	0.0102	0.2640	0.0143	15.00	3						
REINFORCEMENT - BELT INNER			2	Steel	CR Coil		3.50	Stamped	0.9650	0.1308	0.3000	1.3958	0.4202	1.8160	0.1076	113.00	3						
REINFORCEMENT - TOP INNER			2	Steel	HR Coil		9.00	Stamped	1.5876	0.0366	0.1036	1.7278	0.1536	1.8814	0.0562	59.00	3						
REINFORCEMENT - HINGE PLATE INNER			2	Steel	HR Coil		12.00	Stamped	3.0378	0.1156	0.2456	3.3990	0.3626	3.7616	0.1276	134.00	3						
RETAINER - TAPPING PLATE			4	Steel	CR Coil		.36	Stamped	0.1164	0.0148	0.0148	0.1460	0.0224	0.1684	0.0124	13.00	3						
REINFORCEMENT - TAPPING PLATE			2	Steel	HR Coil		2.26	Stamped	0.4922	0.0100	0.0154	0.5176	0.0236	0.5412	0.181	19.00	3						
RAIL - DOOR INNER			2	Steel	HR Coil		10.00	Stamped	1.4542	0.0216	0.0332	1.5090	0.0526	1.5616	Common	0.00	-						
RAIL - DOOR OUTER			2	Steel	HR Coil		18.00	Stamped	2.7222	0.0658	0.1048	2.8928	0.1644	3.0572	0.0133	14.00	3						
END - IMPACT SIDE RAIL FRONT			2	Steel	HR Coil		3.76	Stamped	0.8358	0.0124	0.0198	0.8660	0.0348	0.9028	0.0324	34.00	3						
END - IMPACT SIDE RAIL REAR			2	Steel	HR Coil		1.94	Stamped	0.3752	0.0096	0.0092	0.3940	0.0142	0.4082	0.0238	25.00	3						
COVER - IMPACT SIDE RAIL			2	Steel	CR Coil		8.00	Stamped	1.0976	0.0162	0.0248	1.1386	0.0276	1.1762	0.0171	18.00	3						
PLATE - TAPPING INNER			4	Steel	HR Coil		1.12	Stamped	0.2492	0.0128	0.0112	0.2732	0.0168	0.2900	0.0095	10.00	3						
REINFORCEMENT - TAPPING PLATE			2	Steel	HR Coil		1.88	Stamped	0.4246	0.0316	0.0482	0.5044	0.0766	0.5810	0.0257	27.00	3						
ASSEMBLY - DOOR IN WHITE			2	--	--		--	Assembly	0.2404	1.1546	1.1314	2.5264	0.1224	2.6488	0.3914	411.00	3						
SUBTOTAL: DOOR IN WHITE															27,1810	2,1662	3,4622	32,8094	3,9200	36,7294	2,1542	2262.00	3
SUBTOTAL: DOOR LOWER HINGE																							
ARM - FRONT DOOR HINGE FRONT			2	Steel	HR Coil		--	Stamped	0.8056	0.0216	0.0328	0.8600	0.0530	0.9130	0.0181	19.00	3						
ARM - FRONT DOOR HINGE REAR			2	Steel	HR Coil		--	Stamped	0.4580	0.0216	0.0328	0.5128	0.0530	0.5654	0.0171	18.00	3						
PIN - FRONT DOOR HINGE LOWER			2	Steel	CR Bar		--	Cold Head	0.0537	0.0214	0.0282	0.1032	0.0168	0.1200	0.0019	2.00	3						
PIN - FRONT DOOR HINGE LOWER			2	Steel	CR Bar		--	Cold Head	0.0372	0.0214	0.0282	0.0868	0.0168	0.1036	0.0010	1.00	3						
ASSEMBLY DOOR LOWER HINGE			2	--	--		5.38	Assembly	0.0000	0.0175	0.0288	0.0464	0.0110	0.0574	0.0267	38.00	3						
SUBTOTAL: DOOR LOWER HINGE															1,3545	0,1035	0,1508	1,6088	0,1506	1,7594	0,0648	68.00	--

1975 CHEVELLE

TASK XII ITEM FRONT DOOR	QTY PER VEHICLE	MATERIAL	STATE OF MATERIAL		FINISH WEIGHT	PROCESS DESCRIPTION	PER VEHICLE						TOTAL TOOLING (\$'000)	YEARS AMORT	
			GRADE	FORM			DIRECT MATERIAL	DIRECT LABOR	UP AB. COST	VARIABLE COST	FIXED BURDEN	MFG COST			TOOLING
07A01 - FRONT DOOR CONTINUED															
ARM - FRONT DOOR UPPER HINGE FRONT	2	Steel	HR Coil		---	Stamped	0.7436	0.0216	0.0328	0.7980	0.0530	0.8510	0.0190	20.00	3
ARM - FRONT DOOR UPPER HINGE REAR	2	Steel	HR Coil		---	Stamped	0.0922	0.0138	0.0130	0.1190	0.0190	0.1380	0.0114	12.00	3
BRACKET - FRONT DOOR UPPER HINGE	2	Steel	HR Coil		---	Stamped	0.7302	0.0216	0.0328	0.7846	0.0530	0.8376	0.0457	48.00	3
PIN - FRONT DOOR UPPER HINGE	2	Steel	CD Rod		---	Machine	0.0700	0.0233	0.0467	0.1400	0.0400	0.1800	0.0000	0.00	-
RIVET - FRONT DOOR UPPER HINGE	2	Steel	CD Rod		---	Cold Head	0.0200	0.0040	0.0060	0.0300	0.0100	0.0400	0.0000	0.00	-
ROLLER - FRONT DOOR UPPER HINGE	2	Steel	CD Rod		---	Machine	0.0200	0.0040	0.0120	0.0360	0.0100	0.0460	0.0000	0.00	-
BUSHING - FRONT DOOR UPPER HINGE	2	Steel	CD Wire		---	Cold Head	0.0240	0.0060	0.0180	0.0480	0.0200	0.0680	0.0000	0.00	-
BUSHING - FRONT DOOR UPPER HINGE	2	Nylon	Granulated		---	Mold	0.0100	0.0040	0.0060	0.0200	0.0100	0.0300	0.0000	0.00	-
SPRING - FRONT DOOR UPPER HINGE	2	Steel	Wire Coil		---	Coil	0.2000	0.0400	0.0600	0.3000	0.1200	0.4200	0.0000	0.00	-
ASSEMBLY OF FRONT DOOR UPPER HINGE	2	---	---		7.00	Assembly	0.0000	0.2766	0.0136	0.2902	0.0309	0.3211	0.1229	129.00	3
FRONT DOOR UPPER HINGE ASSEMBLY	-	---	---		7.00	---	1.9600	0.4249	0.2609	2.6458	0.4259	3.0717	0.1990	209.00	3
ASSEMBLY - FRONT DOOR INNER PANEL CHD	---	---	---		.25	Assemble	0.0786	0.0360	0.0922	0.2068	0.0000	0.2068	0.0267	28.00	3
FRONT DOOR WINDOW CHANNEL - REGULATOR CAM	2	Steel	CR Coil		---	Stamped	0.2836	0.0142	0.0556	0.3534	0.0000	0.3534	0.0152	16.00	3
FRONT DOOR WINDOW BRACKET - REGULATOR CAM	2	Steel	CR Coil		---	Stamped	0.0876	0.0064	0.0242	0.1192	0.0000	0.1182	0.0286	3	3
FRONT DOOR WINDOW ASSEMBLY OF FRONT DOOR WINDOW REGULATOR CAM	2	---	---		1.98	Assemble	0.0000	0.0466	0.0940	0.1406	0.0000	0.1406	0.0095	10.00	3
FRONT DOOR WINDOW REGULATOR CAM	-	---	---		1.98	---	0.3712	0.0672	0.1738	0.6122	0.0000	0.6122	0.0533	56.00	3
FRONT DOOR WINDOW LINK - REGULATOR ROLLER	2	Steel	HR Coil		---	Stamped	0.0814	0.0052	0.0196	0.1062	0.0000	0.1062	0.0114	12.00	3
FRONT DOOR WINDOW LINK - REGULATOR ROLLER	2	Steel	HR Coil		---	Stamped	0.0630	0.0052	0.0178	0.0860	0.0000	0.0860	0.0105	11.00	3
ARM - FRONT DOOR WINDOW REGULATOR	2	Steel	HR Coil		---	Stamped	0.4668	0.0072	0.0730	0.5470	0.0000	0.5470	0.0267	38.00	3
GEAR - FRONT DOOR WINDOW REGULATOR	2	Steel	HR Coil		---	Stamped	0.6190	0.0112	0.1080	0.7382	0.0000	0.7382	0.0362	38.00	3

1975 CHEVELLE

TASK XII ITEM FRONT DOOR	REQ'D PER VEHICLE	MATERIAL	STATE OF MATERIAL		FINISH WEIGHT	PROCESS DESCRIPTION	DIRECT MATERIAL	DIRECT LABOR	PER VEHICLE			WFG COST	TOTAL TOOLING (\$'000)	TOTAL YEARS AMORT	
			GRADE	FORM					VARIABLE BURDEN	VARIABLE CDST	FIXED BURDEN				
07A01 - FRONT DOOR CONTINUE															
FRONT DOOR WINDOW															
HOUSING - REGULATOR	2	Steel	CR Coil		--	Stamped	0.5450	0.0738	0.1776	0.7964	0.0000	0.7964	0.0629	66.00	3
PIN - FRONT DOOR WINDOW REGULATOR	2	Steel	CD Rod		--	Cold Head	0.1800	0.0200	0.0400	0.2400	0.0000	0.2400	0.0000	0.00	--
PIN - FRONT DOOR WINDOW REGULATOR	4	Steel	CD Rod		--	Cold Head	0.0700	0.0100	0.0200	0.1000	0.0000	0.1000	0.0000	0.00	--
SPRING - FRONT DOOR WINDOW REGULATOR	2	Steel	Wire		--	Coil	0.3920	0.0560	0.1120	0.5600	0.0000	0.5600	0.0000	0.00	--
ROLLER - FRONT DOOR WINDOW REGULATOR	6	Plastic	Granulated		--	Mold	0.1260	0.0180	0.0360	0.1800	0.0000	0.1800	0.0000	0.00	--
RIVET - WINDOW REGULATOR	6	Steel	CD Wire		--	Cold Head	0.0360	0.0090	0.0150	0.0600	0.0000	0.0600	0.0000	0.00	--
ASSEMBLY OF FRONT DOOR WINDOW REGULATOR	2	--	--		11.60	Assemble	0.0000	0.5192	1.2484	1.7676	0.0000	1.7676	0.0552	58.00	3
FRONT DOOR WINDOW REGULATOR ASSEMBLY	--	--	--		11.60	--	2.5792	0.7348	1.8674	5.1814	0.0000	5.1814	0.2029	213.00	3
CHANNEL - FRONT DOOR WINDOW GUIDE	2	Steel	CR Coil		--	Stamped	0.2230	0.0544	0.1162	0.3836	0.0000	0.3836	0.0314	33.00	3
BRACKET - GUIDE CAM	2	Steel	CR Coil		--	Stamped	0.2304	0.0286	0.0748	0.3338	0.0000	0.3338	0.0219	23.00	3
BRACKET - GUIDE CAM	2	Steel	CR Coil		--	Stamped	0.0776	0.0098	0.0472	0.1346	0.0000	0.1346	0.0190	20.00	3
ASSEMBLY OF FRONT DOOR WINDOW REGULATOR CAM	2	--	--		2.26	Assemble	0.0000	0.0582	0.1196	0.1778	0.0000	0.1778	0.0143	15.00	3
FRONT DOOR WINDOW GUIDE CAM	--	--	--		2.26	--	0.5210	0.1510	0.3578	1.0298	0.0000	1.0298	0.0866	91.00	3
GUIDE - FRONT DOOR GLASS STABILIZER	2	Steel	HR Coil		.50	Stamped	0.0880	0.0198	0.1064	0.2142	0.0000	0.2142	0.0286	30.00	3
SUPPORT - FRONT DOOR GLASS GUIDE	2	Steel	CR Coil		.68	Stamped	0.1310	0.0348	0.0936	0.2594	0.0000	0.2594	0.0629	66.00	3
STDP - FRONT DOOR GLASS UPPER REAR	2	Steel	HR Coil		.19	Stamped	0.1082	0.0090	0.0324	0.1496	0.0000	0.1496	0.0162	17.00	3
STOP - FRONT DOOR GLASS FRONT	2	Steel & Fabric	HR Coil		.25	Stamped	0.0946	0.0090	0.0324	0.1360	0.0000	0.1360	0.0190	20.00	3
ASSEMBLY - SUPPORT RETAINER	2	Steel & Fabric	Galv. Coil		.44	Stamped	0.1712	0.0770	0.1200	0.3682	0.0000	0.3682	0.0200	21.00	3
ASSEMBLY - SUPPORT RETAINER	2	Steel & Fabric	Galv. Coil		.50	Stamped	0.1364	0.0770	0.1534	0.3668	0.0000	0.3668	0.0200	21.00	3
ASSEMBLY - STABILIZER PLATE	2	Steel & Fabric	CR Coil		.31	Stamped	0.1640	0.0872	0.1652	0.4164	0.0000	0.4164	0.0200	21.00	3
ASSEMBLY - FRONT DOOR GLASS	2	Steel & Fabric	Galv. Coil		.81	Stamped	0.1742	0.0506	0.1096	0.3344	0.0000	0.3344	0.0286	30.00	3
ASSEMBLY - BUMPER SUPPORT	2	Steel	CD Wire		.62	Stamped	0.1742	0.1658	0.3514	0.6914	0.0000	0.6914	0.0457	48.00	3

1975 CHEVELLE

TASK XII ITEM FRONT DOOR	REQ'D PER VEHICLE	MATERIAL	STATE OF MATERIAL		FINISH WEIGHT	PROCESS DESCRIPTION	PER VEHICLE						TOTAL TOOLING (\$000)	YEARS AMORT	
			GRADE	FORM			DIRECT MATERIAL	DIRECT LABOR	VARIABLE BURDEN	VARIABLE COST	FIXED BURDEN	MFG COST			TOOLING
07A01 - FRONT DOOR CONTINUED															
ROO - FRONT DOOR LOCK REMOTE CONTROL	2	Steel	CO W/IF		.38	Stamped	0.1082	0.0572	0.1718	0.3372	0.0000	0.3372	0.0210	22.00	3
HANDLE - FRONT DOOR WINDOW REGULATOR	2	Zinc & Plastic	Ingot and Granulated		.50	Oie Cast	0.6400	0.0000	0.0000	0.6400	0.0000	0.6400	0.0276	29.00	3
CYLINDER - FRONT DOOR LOCK	2	Steel	CR Coil		.25	Stamped	0.6800	0.0000	0.0000	0.6800	0.0000	0.6800	0.0467	49.00	3
ASSEMBLY - FRONT DOOR REMOTE HANDLE	2	Steel	--		1.44	Oie Cast	1.4400	0.0000	0.0000	1.4400	0.0000	1.4400	0.0695	73.00	3
ASSEMBLY - FRONT DOOR OUTSIDE FRONT DOOR	2	Steel	--		1.12	Oie Cast	1.8800	0.0000	0.0000	1.8800	0.0000	1.8800	0.0524	55.00	3
ASSEMBLY - LATCH MECHANISM	2	Steel	--		3.76	Stamped	4.1000	0.0000	0.0000	4.1000	0.0000	4.1000	0.3238	340.00	3
KNOB - FRONT DOOR LOCK PUSHBUTTON	2	Plastic	Granulated		.61	M2B	0.1000	0.0000	0.0000	0.1000	0.0000	0.1000	0.0171	18.00	3
SEAL f. FRONT DOOR REMOTE HANDLE	2	Rubber	Sheet		.06	M1d	0.1000	0.0000	0.0000	0.1000	0.0000	0.1000	0.0057	6.00	3
GUIDE - FRONT DOOR GLASS STABILIZER	2	Plastic	Granulated		.19	M1d	0.4000	0.0000	0.0000	0.4000	0.0000	0.4000	0.0476	50.00	3
FASTENERS		Steel	CO Rod		2.14	Cold Head	0.8560	0.0000	0.0000	0.8560	0.0000	0.8560	0.0000	0.00	-
SUBTOTAL:		--	--		14.15	--	11.5460	0.5874	1.3362	12.4696	0.0000	13.4696	0.8724	916.00	3
FRONT DOOR TRIM, LOCKING ASSEMBLY, STABILIZER PLATE, LATCH MECHANISM															

1975 CHEVELLE

1 of 1

TASK XII ITEM	ROOF	RO'D PER VEHICLE	MATERIAL	STATE OF MATERIAL GRADE	FINISH WEIGHT	PROCESS DESCRIPTION	PER VEHICLE					TOTAL TOOLING (\$000)	YEARS AMORT.		
							DIRECT MATERIAL	DIRECT LABOR	VARIABLE BURDEN COST	FIXED BURDEN	MFG COST			TOOLING	
06A01	ROOF TOTALS	1	--	--	61.50	--	11.7052	1.7376	3.0397	16.4825	3.7293	20.2118	1.4895	1564.00	--
	PANEL - ROOF OUTER	1	Steel	CR Coil	--	Stamped	4.8983	0.3540	0.5267	5.7790	0.9936	6.7726	0.4381	460.00	3
	PANEL - ROOF SHOULDER	1	Steel	CR Coil	--	Stamped	4.9009	0.3991	0.5944	5.8944	1.1151	7.0095	0.4524	475.00	3
	REINFORCEMENT - BELT MOUNTING	2	Steel	CR Coil	--	Stamped	0.8058	0.1300	0.2572	1.1930	0.2484	1.4414	0.1114	117.00	3
	REINFORCEMENT - FRONT CORNER INNER	2	Steel	CR Coil	--	Stamped	1.1002	0.1032	0.1588	1.3622	0.2468	1.6090	0.0876	92.00	3
	ASSEMBLY OF ABOVE PARTS	1	--	CR Coil	61.50	--	0.0000	0.6513	1.5026	2.2539	1.1254	3.3793	0.4000	420.00	3

1975 CHEVELLE

TASK XII ITEM	DECK LID	REQ'D PER VEHICLE	MATERIAL		FINISH WEIGHT	PROCESS DESCRIPTION	PER VEHICLE				TOTAL TOOLING (\$000)	YEARS AMDRT.			
			GRADE	FORM			DIRECT MATERIAL	DIRECT LABDR	VARIABLE BURDEN	VARIABLE CDST			FILED BURDEN	MFG COST	TOOLING
09A01	DECK LID TOPRMS	-	--	--	29.38	--	5.6407	0.7213	7.3044	1.0619	8.3663	0.9126	958.00	-	
	PANEL - DECK LID INNER	1	Steel	CR Coil	13.59	Stamped	2.2168	0.1491	0.2930	2.6589	0.4953	3.1542	0.2657	279.00	3
	PANEL - DECK LID OUTER	1	Steel	CR Coil	13.50	Stamped	2.4225	0.1163	0.2587	2.7975	0.4248	3.2223	0.2676	281.00	3
	REINFORCEMENT - DECK LID HINGE	2	Steel	CR Coil	1.25	Stamped	0.2238	0.0120	0.1180	0.3538	0.0288	0.3826	0.0286	30.00	3
	REINFORCEMENT - DECK LID CENTER	1	Steel	CR Coil	.31	Stamped	0.0732	0.0056	0.0055	0.0843	0.0066	0.0929	0.0248	26.00	3
	ASSEMBLY OF DECK LID	1	--	--	38.56	--	0.0000	0.3564	0.0517	0.4081	0.0432	0.4513	0.1610	169.00	3
	SUBTOTAL: DECK LID ASSEMBLY	-	--	--	28.56	--	4.9363	0.6394	0.7269	6.3026	1.0007	7.3033	0.7477	785.00	-
	HOUSING - DECK LID LATCH	1	Galv Steel	CR Coil	--	Stamped	0.0678	0.0203	0.0793	0.1674	0.0299	0.1973	0.0362	38.00	3
	PAML - DECK LID LATCH	1	Steel	CR Coil	--	Stamped	0.0223	0.0045	0.0142	0.0410	0.0071	0.0481	0.0095	10.00	3
	PAML - DECK LID LATCH RELEASE	1	Steel	CR Coil	--	Stamped	0.0172	0.0039	0.0157	0.0368	0.0057	0.0425	0.0095	10.00	3
	RELEASE - DECK LID LATCH KEY	1	Steel	CR Coil	--	Stamped	0.0500	0.0067	0.0133	0.0700	0.0000	0.0700	0.0048	5.00	3
	WASHER - DECK LID LATCH	1	Steel	CR Coil	--	Stamped	0.0100	0.0000	0.0000	0.0100	0.0000	0.0100	0.0000	0.00	-
	SPRING - DECK LID LATCH	1	Steel	CD Wire	--	Coil	0.0175	0.0025	0.0050	0.0250	0.0000	0.0250	0.0043	4.50	3
	PIN - DECK LID LATCH PIVOT	2	Steel	CD Wire	--	Cold Head	0.0420	0.0060	0.0120	0.0600	0.0000	0.0600	0.0043	4.50	3
	ASSEMBLY OF DECK LID LATCH	1	--	--	.38	--	0.0000	0.0212	0.0424	0.0636	0.0185	0.0821	0.0305	32.00	3
	SUBTOTAL: DECK LID ASSEMBLY	-	--	--	.38	--	0.2268	0.0651	0.1819	0.4738	0.0612	0.5350	0.0991	104.00	-
	CYLINDER - DECK LID LOCK*	1	Zinc and Steel	Various	.15	Purchase	0.3500	0.0000	0.0000	0.3500	0.0000	0.3500	0.0524	55.00	3
	GASKET - DECK LID LOCK CYLINDER*	1	Rubber	Sheet	.01	Purchase	0.0100	0.0000	0.0000	0.0100	0.0000	0.0100	0.0000	0.00	-
	RETAINER - DECK LID LOCK CYLINDER	1	Steel	CR Coil	.03	Stamped	0.0455	0.0065	0.0130	0.0650	0.0000	0.0650	0.0095	10.00	3
	RUBBER - DECK LID	2	Rubber	Sheet	.03	Stamped	0.0105	0.0015	0.0030	0.0150	0.0000	0.0150	0.0029	3.00	3
	PASTENERS		Steel	CD Wire	.22	Cold Head	0.0616	0.0088	0.0176	0.0880	0.0000	0.0880	0.0000	0.00	-
	SUBTOTAL: CYLINDER DECK LID LOCK	-	--	--	.44	--	0.4776	0.0168	0.0336	0.5280	0.0000	0.5280	0.0658	69.00	-

*NOT ESTIMATED IN DETAIL

1975 CHEVELLE

TASK XII ITEM FRONT FENDER	PRO. O PER VEHICLE	MATERIAL	STATE OF MATERIAL		FINISH WEIGHT	PROCESS DESCRIPTION	DIRECT MATERIAL	DIRECT LABOR	PER VEHICLE		FIXED BURDEN	MFG COST	TOTAL TOOLING (\$000)	YEARS AMORT	
			GRADE	FORM					VARIABLE BURDEN	VARIABLE CCST					
10401 - FRONT FENDER TOTALS	-	--	--		93.00	--	24,9908	4,3250	10,6912	40,0070	10,6880	50,6959	2,4631	2586,20	-
HOUSING - HEADLAMP	2	Zinc	Ingot		16.00	Die Cast	6,4640	0,5336	2,3212	9,3188	0,0000	9,3188	0,2211	232,20	3
SUBTOTAL: HOUSING HEADLAMP	-	--	--		16.00	--	6,4640	0,5336	2,3212	9,3188	0,0000	9,3188	0,2211	232,20	-
PANEL - FENDER FRONT	2	Steel	CR Coil		-	Stamped	6,1212	0,8350	2,0096	8,9658	2,7298	112,6956	0,8629	906,00	3
PILLAR - FRONT FENDER	2	Steel	CR Coil		-	Stamped	1,9034	0,1742	0,2712	2,3488	0,4388	2,7876	0,1543	162,00	3
BRACKET - FENDER TO COWL	2	Steel	CR Coil		-	Stamped	0,2880	0,0660	0,0646	0,4186	0,0974	0,5160	0,0457	48,00	3
BRACKET - PILLAR REINFORCEMENT LOWER FRONT	2	Steel	CR Coil		-	Stamped	0,3404	0,2166	0,1130	0,5800	0,1994	0,7794	0,0629	66,00	3
REINFORCEMENT - FENDER FLANGE FRONT FENDER	2	Steel	CR Coil		-	Stamped	2,0864	0,2776	0,4654	2,8294	0,6538	3,5832	0,1533	161,00	3
REINFORCEMENT - FLANGE TO COWL SLASH SHIELD TO	2	Steel	CR Coil		-	Stamped	0,1876	0,1212	0,1870	0,4958	0,2966	0,7924	0,0848	89,00	3
REINFORCEMENT - RADIATOR SUPPORT FRONT FENDER TO	2	Steel	CR Coil		-	Stamped	0,2488	0,1062	0,1016	0,4566	0,1606	0,6172	0,0981	103,00	3
REINFORCEMENT - FRONT STRUCTURE ASSEMBLY OF FRONT FENDER	2	Steel	CR Coil		-	Stamped	0,6266	0,1584	0,2042	0,9892	0,1848	1,1740	0,1038	109,00	3
SUBTOTAL: FRONT FENDER ASSEMBLY	-	--	--		55.00	--	0,0000	1,3974	2,7948	4,1922	2,3768	6,5690	0,2848	299,00	3
PANEL - WHEELHOUSE FASTENERS	2	Steel	CR Coil		21.00	Stamped	6,2462	0,5192	2,1494	8,9148	2,4358	11,3506	0,3838	403,00	3
		Steel	CO Wire		1.00	Purchased	0,4000	0,0000	0,0000	0,4000	0,0000	0,4000	0,0000	0,00	-

1975 CHEVILLE

TASK XII ITEM HOOD	QTY PER VEHICLE	MATERIAL	STATE OF MATERIAL		FINISH WEIGHT	PROCESS DESCRIPTION	PER VEHICLE					TOTAL DOLLARS (\$000)	YEARS AMORT		
			GRADE	FORM			DIRECT MATERIAL	DIRECT LABOR	VARIABLE BURDEN	FIXED BURDEN	MFG COST			TOOLING COST	
11A0) - HOOD TOTALS	-	--	--	--	84.04	--	15.8802	2.2490	3.7043	21.8335	3.8481	25.6816	1.8530	1938.00	
PANEL - HOOD OUTER	1	Steel	CR Coil		39.50	Stamped	6.4902	0.3879	0.5553	7.4334	0.8863	8.3197	0.4810	505.00	3
PANEL - HOOD INNER	1	Steel	CR Coil		27.50	Stamped	5.6864	0.2983	0.5105	5.4952	0.8639	7.3519	0.4705	494.00	3
REINFORCEMENT - HOOD PANEL INNER LOCK	1	Steel	CR Coil		2.38	Stamped	0.4646	0.0385	0.0811	0.5842	0.0566	0.6408	0.0286	30.00	3
HOOD OUTER PANEL	2	Steel	CR Coil		.40	Stamped	0.0924	0.0132	0.0264	0.1130	0.0282	0.1602	0.0257	27.00	3
REINFORCEMENT - FRONT FLANGE	2	Steel	CR Coil		.40	Stamped	0.0924	0.0132	0.0264	0.1130	0.0282	0.1602	0.0257	27.00	3
SPACER - HOOD INNER PANEL	2	Steel	CR Coil		.11	Stamped	0.0154	0.0060	0.0056	0.0270	0.0088	0.0358	0.0038	4.00	3
TAPPING PLATE - HOOD INNER PANEL	6	Steel	CR Coil		.53	Stamped	0.0882	0.0480	0.0462	0.1824	0.0660	0.2484	0.0067	7.00	3
ASSEMBLY OF HOOD	1	--	--		--	--	0.0000	1.0608	2.1217	3.1825	1.4506	4.6331	0.5714	600.00	3
SUBTOTAL: HOOD ASSEMBLY	-	--	--		70.42	--	12.8372	1.8527	3.3468	18.0367	3.3604	21.3971	1.5877	1667.00	-
BRACKET - HOOD HINGE BASE	2	Steel	CR Coil		--	Stamped	0.3696	0.0088	0.0092	0.3876	0.0142	0.4018	0.0324	34.00	3
LINK - HOOD HINGE REAR BOTTOM	2	Steel	CR Coil		--	Stamped	0.0356	0.0064	0.0056	0.0476	0.0084	0.0560	0.0067	7.00	3
LINK - HOOD HINGE REAR	2	Steel	CR Coil		--	Stamped	0.3896	0.0596	0.0572	0.5064	0.0880	0.5944	0.0457	48.00	3
LINK - HOOD HINGE FRONT LOWER	2	Steel	CR Coil		--	Stamped	0.4012	0.0096	0.0092	0.4200	0.0142	0.4342	0.0419	44.00	3
LINK - HOOD HINGE FRONT UPPER	2	Steel	CR Coil		--	Stamped	0.2214	0.0106	0.0110	0.2430	0.0172	0.2602	0.0248	26.00	3
BRACKET - HOOD HINGE HOOD	2	Steel	CR Coil		--	Stamped	0.3676	0.0088	0.0092	0.3856	0.0142	0.3998	0.0419	44.00	3
SPRING - HOOD HINGE	2	Steel	CD Wire		--	Purchased	0.5862	0.0000	0.0000	0.5862	0.0000	0.5862	0.0000	--	--
ASSEMBLY OF HOOD HINGE	2	--	--		11.80	--	0.0000	0.1632	0.0862	0.2474	0.1304	0.3778	0.0143	15.00	3
SUBTOTAL: HOOD HINGE ASSEMBLY	-	--	--		11.80	--	2.3712	0.2650	0.1876	2.8238	0.2866	3.1104	0.2077	218.00	-
LATCH - HOOD SAFETY	1	Steel	CD Wire		--	Cold Head	0.1537	0.0274	0.0258	0.2069	0.0398	0.2467	0.0299	24.00	3
BRACKET - HOOD SAFETY LATCH	1	Steel	CD Wire		--	Cold Head	0.0449	0.0069	0.0066	0.0594	0.0099	0.0683	0.0143	15.00	3
SPRING - HOOD SAFETY LATCH	1	Steel	CD Wire		--	Purchased	0.0250	0.0000	0.0000	0.0250	0.0000	0.0250	0.0000	0.00	--
ASSEMBLY OF HOOD SAFETY LATCH	1	--	--		.59	--	0.0000	0.0590	0.1180	0.1771	0.1219	0.2990	0.0067	7.00	3
SUBTOTAL: HOOD SAFETY LATCH ASSEMBLY	-	--	--		.59	--	0.2236	0.0933	0.1505	0.4674	0.1716	0.6390	0.0509	46.00	3

1975 CHEVETTE

TASK XII ITEM STAMPED STEEL	REQ'D PER VEHICLE	MATERIAL	STATE OF MATERIAL		FINISH WEIGHT	PROCESS DESCRIPTION	PER VEHICLE						TOTAL TOOLING (\$000)	YEARS AMORT	
			GRADE	FORM			DIRECT MATERIAL	DIRECT LABOR	VARIABLE BURDEN	VARIABLE COST	FIXED BURDEN	MFG COST			TOOLING
04A01 - SIDE PANEL															
PANEL - QUARTER OUTSIDE	2	Steel	CR Coil		49.00	Stamped	14.2428	0.9930	1.4892	1.7250	2.8246	19.5496	0.9695	1018.00	3
PANEL - QUARTER INSIDE	2	Steel	CR Coil		25.70	Stamped	5.2936	0.2662	0.7162	6.2760	1.2090	7.4850	0.5133	539.00	3
PANEL - WHEELHOUSE OUTER	2	Steel	CR Coil		18.90	Stamped	2.6724	0.2456	0.6900	4.6080	0.8442	5.4622	0.4810	505.00	3
01A01 - UNDERBODY															
PANEL - FLOOR PAN FRONT	1	Steel	CR Coil		55.50	Stamped	9.9599	0.2838	0.4473	10.6910	0.8746	11.5656	0.8952	940.00	3
PANEL - FLOOR PAN REAR	1	Steel	CR Coil		35.50	Stamped	5.8564	0.1777	0.2966	6.3287	0.5034	6.8321	0.3905	4.0.00	3
01A01A - FRONT SEAT ADJUSTERS															
CHANNEL - SEAT ADJUSTER UPPER	2	Steel	CR Coil		2.72	Stamped	0.4896	0.1024	0.3080	0.9000	0.0000	0.9000	0.0476	50.00	3
36001 - FRONT BUMPERS															
FRONT BUMPER LICENSE BRACKET - PLATE MOUNTING	1	Steel	CR Coil		2.81	Stamped	0.4266	0.0307	0.0610	0.5183	0.0319	0.5502	0.0800	28.00	1
30 - ENGINE															
CLAMP - DISTRIBUTOR	1	Steel	HR STRIP		.09	Stamped	0.0404	0.0113	0.0233	0.0750	0.0074	0.0834	0.0057	20.00	10

TASK XII ITEM	1975 CHEVELLE MATERIALS	REQ'D PER VEHICLE	MATERIAL	STATE OF MATERIAL		FINISH WEIGHT	PROCESS DESCRIPTION	PER VEHICLE					TOTAL TOOLING (\$'000)	YEARS AMORT	
				GRADE	FORM			DIRECT MATERIAL	DIRECT LABOR	VARIABLE BURDEN	VARIABLE COST	FIXED BURDEN			MFG COST
10A01-FRONT FENDER															
	Housing-Headlamp	2	Zinc	Slab		16.00	Die Cast	6.8448	0.5136	1.9404	0.3188	0.0000	9.3188	0.2211	232.20
12001-GRILLE AND FRONT LAMPS															
	Grille-Radiator	1	Zinc	Slab		12.00	Die Cast	4.4841	0.2768	1.9805	6.7414	0.0000	6.7414	0.6914	242.00
	Grille-Radiator-Plating	1	Chrome	Pellets		0.00	Electro Plate	1.7998	0.9836	2.2166	5.0000	0.0000	5.0000	0.0000	0.00
	Nameplate-Grille Medallion	1	Zinc	Slab		0.00	Die Cast	0.0136	0.0111	0.0496	0.0743	0.0000	0.0743	0.1257	44.00
	Nameplate-Grille Medallion	1	Paint	Liquid		0.00	Spray Paint	0.0002	0.0177	0.0862	0.1041	0.0000	0.1041	0.0057	2.00
	Assemble-Grille and Medallion	1	---	---		0.00	Assemble	0.0058	0.0743	0.1014	0.1815	0.0000	0.1815	0.0029	1.00
	SUBTOTAL: GRILLE AND MEDALLION	---	---	---		0.00	---	6.3035	1.3635	4.4343	12.1013	0.0000	12.1013	0.8257	289.00
13D52-REAR LAMP															
	Nameplate-Radiator Grille	1	Zinc	Slab		0.03	Die Cast	0.1249	0.0178	0.0357	0.1784	0.0000	0.1784	0.1320	46.20
	Bezel-Front Side Marker Lamp	1	Zinc	Slab		0.54	Die Cast	0.1190	0.0968	0.2946	0.5104	0.0000	0.5104	0.1000	35.00
30-ENGINE															
	Bezel-Rear Side Marker Lamp	1	Zinc	Slab		0.38	Die Cast	0.1714	0.1040	0.3076	0.5830	0.0000	0.5830	0.1000	35.00
30-ENGINE															
	Piston	6	Aluminum	Ingot		7.27	Die Cast Machine	1.8054	3.8532	7.7064	13.3650	5.3388	18.7038	0.0534	187.00
	Housing Thermostat	1	Aluminum	Aluminum Billet		0.63	Die Cast	0.2986	0.0689	0.1484	0.5159	0.1371	0.6530	0.0194	68.00
	Outlet-Coolant	1	Aluminum	Aluminum Billet		0.42	Die Cast	0.1991	0.0463	0.1122	0.3576	0.1120	0.4696	0.0160	56.00

1975 Chevelle

TASK XII ITEM MATERIALS	QTY PER VEHICLE	MATERIAL	STATE OF MATERIAL		FINISH WEIGHT	PROCESS DESCRIPTION	DIRECT MATERIAL	DIRECT LABOR	PER VEHICLE			TOTAL TOOLING (\$000)	YEARS AMORT		
			GRADE	FORM					VARIABLE BURDEN COST	FILED BURDEN	MFG COST			TOOLING	
12001 - Grille and Front Lamp															
Door - Headlamp	2	Aluminum	Sheet	Coil	.31	Stamped	.4974	.3128	.7874	1.5976	0.0000	1.5976	.3514	123.0	1
02001 - Windshield Molding															
Molding - Windshield Reveal - Upper	1	Aluminum	Sheet	Coil	.25	Stamped	.1598	.1243	.2487	.5328	0.0000	.5328	.0438	46.0	3
Molding - Windshield Reveal - Right	1	Aluminum	Sheet	Coil	.12	Stamped	.1442	.1122	.2244	.4808	0.0000	.4808	.0543	57.0	3
Molding - Windshield Reveal - Left	1	Aluminum	Sheet	Coil	.12	Stamped	.1442	.1122	.2244	.4808	0.0000	.4808	.0543	57.0	3
36A0? - Hub Cap															
Cap - Hub	4	Aluminum	Sheet	Coil	1.75	Stamped	1.3536	.2548	.6900	2.2984	0.0000	2.2984	.0857	90.0	3
30 - Engine															
Cylinder Block, Casting	1	Grey Iron	Pig Iron	Billet		Foundry Casting	11.5544	6.0933	15.2423	32.8900	24.3100	57.2000	.2571	900.0	10
Cylinder Block, Machining	1	Cast Iron	Casting		129.00	Machine	0.0000	.8496	3.1860	4.0356	4.9701	9.0057	.0286	100.0	10
Main Bearing Cap, Casting	6	Cast Iron	--	--	--	Purchase	1.8480	0.0000	0.0000	1.8480	0.0000	1.8480	.0086	30.0	10
Main Bearing Cap, Machining	6	--	Casting		7.02	Machine	0.0000	.2880	1.0998	1.3878	2.0448	3.4326	.0086	30.0	10
Thrust Bearing, Casting	1	Grey Iron	--	--	--	Purchase	.5060	0.0000	0.0000	.5060	0.0000	.5060	.0086	30.0	10
Thrust Bearing, Machining	1	Cast Iron	Casting		1.52	Machine	0.0000	.0639	.2441	.3080	.4536	.7616	.0143	50.0	10
Crankshaft, Casting	1	Grey Iron	Pig Iron	Billet	--	Foundry Sand Casting	5.8176	.9376	2.8460	9.6012	3.2525	12.8537	.0714	250.0	10
Crankshaft, Machining	1	Cast Iron	Casting		65.00	Machine	0.0000	3.3425	15.2083	18.5508	23.1301	41.6809	.1028	360.0	10
Gear, Crankshaft	1	Cast Iron	Pig Iron	Billet	1.17	Machine	.1131	.1552	.5268	.7951	.5786	1.3737	.0214	75.0	10
Flywheel	1	Grey Iron	Pig Iron	Billet	28.30	Casting Machine	3.4585	1.1914	2.3829	7.0328	2.2914	9.3242	.0486	170.0	10
Cylinder Head, Casting	1	Grey Iron	Pig Iron	Billet	--	Foundry Sand Casting	8.0800	.9224	1.8648	10.8772	3.2839	14.1611	.0800	280.0	10

1976 Chevelle

TASK XII ITEM	Materials	REQ'D PER VEHICLE	MATERIAL	STATE OF MATERIAL		FINISH WEIGHT	PROCESS DESCRIPTION	DIRECT MATERIAL	DIRECT LABOR	VARIABLE BURDEN	FIXED BURDEN	MFG COST	TOOLING	TOTAL TOOLING (\$000)	YEARS AMORT.
				GRADE	FORM										
Cylinder Head - Machining	1	Cast Iron	Sand Casting	90.50	Machine	0.0000	.3194	.6387	.9581	1.1768	2.1349	.0571	200.0	10	
Camshaft - Casting	1	Grey Iron	Pig Iron Billet	--	Casting	1.0504	.3803	1.2444	2.6751	1.3270	4.0021	.0429	150.0	10	
Camshaft - Machining	1	Cast Iron	Casting	11.50	Machine	0.0000	.7056	3.6691	4.3747	5.5530	9.9277	.0857	300.0	10	
Manifold - Exhaust - Casting	1	Grey Iron	Pig Iron Billet	--	Casting	2.3707	.8395	1.6797	4.8899	2.5282	7.4181	.0628	220.0	10	
Manifold - Exhaust - Machining	1	Cast Iron	Casting	25.75	Machine	0.0000	.2727	.5454	.8181	.2949	1.1130	.0471	165.0	10	
02F01 - Windshield															
Assembly - Windshield	1	Glass & Vinyl	Sheet	28.00	Purchase	24.4636	0.0000	0.0000	24.4636	0.0000	24.4636	.1776	186.5	3	
04F01 - Rear Quarter Window															
Glass - Rear Quarter Window	2	Glass	Sheet	8.00	Purchase	1.9916	0.0000	0.0000	1.9916	0.0000	1.9916	.0048	5.0	3	
06F01 - Back Window															
Glass - Back Window	1	Glass	Sheet	29.50	Purchase	6.7894	0.0000	0.0000	6.7894	0.0000	6.7894	.0729	76.5	3	
07F01 - Door Glass															
Glass - Front Door Window	2	Glass	Sheet	38.80	Purchase	10.6866	0.0000	0.0000	10.6866	0.0000	10.6866	.0048	5.0	3	
34D01 - Steering Linkage															
Rod - Tie Left Hand Thread	2	Steel	Billet	--	Forging Machine	.4660	.1320	.5158	1.1138	.5242	1.6380	.1500	315.0	6	
Rod - Tie Right Hand Thread	2	Steel	Billet	--	Forging Machine	.4660	.1320	.5158	1.1138	.5242	1.6380	.1500	315.0	6	

1975 Chevelle

TASK XII ITEM MATERIALS	QTY PER VEHICLE	MATERIAL	STATE OF MATERIAL		FINISH WEIGHT	PROCESS DESCRIPTION	PER VEHICLE				TOTAL TOOLING (\$000)	YEARS AMORT			
			GRADE	FORM			DIRECT MATERIAL	DIRECT LABOR	VARIABLE BURDEN COST	FIXED BURDEN			MFG COST	TOOLING	
Arm - Steering Pitman	1	Steel	Billet		--	Forging Machine	.4800	.2760	.5129	1.2689	.5971	1.8660	.1652	347.0	6
Arm - Steering Idler	1	Steel	Billet		--	Forging Machine	.3120	.2940	.4419	1.0479	.4931	1.5410	.3952	830.0	6
Link - Center Steering	1	Steel	Billet		--	Forging Machine	.9150	.1730	.2727	1.3607	.6403	2.0010	.8095	1700.0	6
Spindle - Front Wheel	2	Steel	Billet		3.80	Forging Machine	.8640	.4620	.8255	2.1515	1.0125	3.1640	.3738	785.0	6
13052 - Rear Lamps															
Lens - Rear Side Marker	2	Acrylic	Granulated		.16	Injection Mold	.0904	.0508	.0490	.1902	.0894	.2796	.2017	70.6	1
Housing - Rear Side Marker	2	Styrene	Granulated		.17	Injection Mold	.0516	.0508	.0588	.1612	.0758	.2370	.2137	74.8	1
Lens - License Lamp	1	Styrene	Granulated		.01	Injection Mold	.0041	.0089	.0231	.0361	--	.0361	.0657	23.0	1
Housing - License Lamp	1	Styrene	Granulated		.01	Injection Mold	.0049	.0089	.0232	.0370	--	.0370	.0471	16.5	1
14A01 - Instrument Panel															
Door - Glove Box Outer	1	Plastic	Glass Filled San - 20		.53	Injection Mold	.4056	.0826	.2297	.7179	--	.7179	.1262	132.5	3
Door - Glove Box Inner	1	Polypropylene	Granulated		.22	Injection Mold	.1347	.0473	.1609	.3429	--	.3429	.1071	112.5	3
Compartment - Instrument Panel Storage	1	Polypropylene	Granulated		.25	Injection Mold	.0782	.0237	.0804	.1823	--	.1823	.1214	127.5	3
Bezel - Instrument Cluster	1	Plastic	Mixed		1.33	Injection Mold	1.1421	.3008	.4503	1.8932	--	1.8932	.2552	268.3	3
Housing - Instrument Cluster	1	Plastic	Mixed		1.40	Injection Mold and Paint	.7025	.1679	.6696	1.5040	--	1.5040	.2381	250.0	3
05E02 - Weatherstrip															
Weatherstrip - Deck Lid	1	Rubber	Liquid		.63	Extrude	.6783	.0548	.1569	.8900	--	.8900	.0076	8.0	3
35K01 - Brake Pedal															
Ped - Brake Pedal	1	Rubber	Liquid		.09	Mold	.0479	.0158	.0301	.0938	--	.0938	.1438	151.0	3

1975 Chevelle

TASK XII ITEM	MATERIALS	REQ'D PER VEHICLE	MATERIAL	STATE OF MATERIAL		FINISH WEIGHT	PROCESS DESCRIPTION	PER VEHICLE					TOTAL TOOLING (\$000)	YEARS AMORT.	
				GRADE	FORM			DIRECT MATERIAL	DIRECT LABOR	VARIABLE BURDEN	VARIABLE COST	FIXED BURDEN			MFG COST
13D52 - Rear Lamp															
Gasket - Rear Lamp		2	Rubber	Liquid	.12	Injection Mold	0.3125	0.0810	0.1925	0.5960	0.0000	0.5960	0.0100	2.5000	1
Gasket - Side Marker Lamp		2	Rubber	Sheet	.01	Die Cut	0.0369	0.0230	0.0502	0.1100	0.0000	0.1100	0.0029	1.0	1
05A01 - Deck Opening															
Panel - Rear Bumper Filler		2	Rubber	Liquid	2.62	Injection Mold and Paint	1.6902	0.6929	1.4962	3.9592	0.0000	3.9592	0.2599	90.0000	1
30 - Transmission															
Countergear		1	Steel	Billet	6.20	Forge Machine	4.7304	271677	5.1525	12.0506	4.4907	16.5313	0.0134	47.0000	10
Shaft - Main DRIVE		1	Steel	Billet	7.75	Forge Machine	5.3982	0.9696	2.4132	9.7710	2.9617	11.6327	0.0066	23.0000	10
Gear - Main DRIVE		1	Steel	Billet	2.90	Forge Machine	2.0655	2.0109	4.3924	8.4597	4.6979	13.1566	0.0134	47.0000	10
Shaft - Countergear		1	Steel	Bar Stock	1.95	Machine	0.3352	0.0558	0.1402	0.5312	0.0799	0.6111	0.0014	5.0000	10
Shaft - Reverse Idler		1	Steel	Bar Stock	.46	Machine	0.0773	0.0665	0.1633	0.3071	0.1221	0.4292	0.0014	5.0000	10
Shaft - Shift		2	Steel	Bar Stock	.69	Machine	0.1139	0.0592	0.1930	0.3550	0.1164	0.4714	0.0010	7.0000	10
15A01 - Front Seat															
Spring - Front Cushion		6	Steel	Wire	1.46	Form	0.2944	0.1090	0.3072	0.6996	0.0000	0.6996	0.0086	9.0000	3
Spring - Center Front Cushion		2	Steel	Wire	.44	Form	0.0962	0.0314	0.0904	0.2040	0.0000	0.2040	0.0029	3.0000	3
Wire - Support, Front Cushion Latch Release,		1	Steel	Wire	.15	Form	0.0291	0.0097	0.0417	0.0905	0.0000	0.0905	0.0067	7.0000	3
Wire - Front Cushion Frame		1	Steel	Wire	.07	Form	0.0265	0.0274	0.0531	0.1070	0.0000	0.1070	0.0029	3.0000	3
16A01 - Rear Seat															

1975 CHEVELLE

TASK XII ITEM MATERIALS	REQ'D PER VEHICLE	STATE OF MATERIAL		FINISH WEIGHT	PROCESS DESCRIPTION	DIRECT LABOR	PER VEHICLE		FILED BURDEN	MFG COST	TOTAL TOOLING (\$000)	YEARS AMORT		
		GRADE	FORM				VARIABLE BURDEN	VARIABLE COST					TOOLING COST	
16A01 - REAR SEAT CONTINUED														
HOOK - REAR CUSHION	2	Steel	Wire	.32	Form	0.0816	0.0420	0.1952	0.0000	0.1952	0.0086	9.00	3	
WIRE - SUPPORT REAR CUSHION	1	Steel	Wire	.44	Form	0.0760	0.0153	0.0389	0.1302	0.0000	0.1302	0.0086	9.00	3
WIRE - REAR SUPPORT REAR CUSHION	1	Steel	Wire	.38	Form	0.0651	0.0161	0.0394	0.1206	0.0000	0.1206	0.0086	9.00	3
WIRE - END SUPPORT REAR CUSHION	2	Steel	Wire	.40	Form	0.0686	0.0280	0.0640	0.1806	0.0000	0.1806	0.0133	14.00	3
WIRE - END SUPPORT REAR CUSHION	2	Steel	Wire	.41	Form	0.0774	0.0362	0.0846	0.1982	0.0000	0.1982	0.0133	14.00	3
WIRE - END SUPPORT REAR CUSHION	2	Steel	Wire	.37	Form	0.0644	0.0218	0.0520	0.1382	0.0000	0.1382	0.0133	14.00	3
WIRE - CENTER SUPPORT REAR CUSHION	2	Steel	Wire	.38	Form	0.0662	0.0150	0.0378	0.1190	0.0000	0.1190	0.0067	7.00	3
15A01 - FRONT SEAT														
COVER - FRONT SEAT CUSHION*	1	Vinyl	Finished	4.00	Cut and Sew	3.0000	0.0000	0.0000	3.0000	1.4000	4.4000	0.0124	13.00	3
COVER - FRONT SEAT BACK*	2	Vinyl	Finished	4.50	Cut and Sew	5.0600	0.0000	0.0000	5.0600	2.3600	7.3600	0.0057	6.00	3
16A01 - REAR SEAT														
COVER - REAR SEAT CUSHION*	1	Vinyl	Finished	2.25	Cut and Sew	3.0000	0.0000	0.0000	3.0000	1.4100	4.4100	0.0124	13.00	3
COVER - REAR SEAT BACK*	1	Vinyl	Finished	2.75	Cut and Sew	3.0000	0.0000	0.0000	3.0000	1.4100	4.4100	0.0095	10.00	3
INSULATOR - REAR SEAT BACK*	1	Compo- sition	Finished	9.50	Purchase	0.7500	0.0000	0.0000	0.7500	0.0000	0.7500	0.0114	12.00	3
PAO - REAR SEAT CUSHION FLOOR*	1	Jute	Finished	0.88	Purchase	0.5000	0.0000	0.0000	0.5000	0.0000	0.5000	0.0029	3.00	3
01B01 - FLOOR COVERING														
ASSEMBLY - FRONT FLOOR CARPET*	1	Nylon 6 Jute	Finished	6.50	Purchase	5.0000	0.0000	0.0000	5.0000	0.0000	5.0000	0.0038	4.00	3
ASSEMBLY - REAR FLOOR CARPET*	1	Nylon 6 Jute	Finished	5.50	Purchase	3.0000	0.0000	0.0000	3.0000	0.0000	3.0000	0.0067	7.00	3
PAO - RIGHT REAR FLOOR*	1	Jute	Finished	.65	Purchase	0.4000	0.0000	0.0000	0.4000	0.0000	0.4000	0.0019	2.00	3

*NOT ESTIMATED IN DETAIL

1975 PINTO

TASK XXI ITEM	REQ'D PER VEHICLE	MATERIAL	STATE OF MATERIAL		FINISH WEIGHT	PROCESS DESCRIPTION	PER VEHICLE					TOTAL TOOLING (\$000)	YEARS AMORT		
			GRADE	FORM			DIRECT MATERIAL LABOR	DIRECT VARIABLE BURDEN	VARIABLE COST	FIXED BURDEN COST	MFG COST			TOOLING	
07A01 - FRONT DOOR TOTALS					150.04		39.9045	5.5948	10.8776	56.3769	4.4442	60.8211	2.2023	3.3625	3
PANEL - FRONT DOOR OUTER	2	Steel	CR Coil		30.00	Stamped	5.6490	0.2098	0.5726	6.4314	1.0192	7.4506	0.4876	512.00	3
PANEL - FRONT DOOR INNER	2	Steel	CR Coil		26.60	Stamped	6.8044	0.3152	0.8192	7.9388	1.3888	9.3276	0.7429	780.00	3
REINFORCEMENT - UPPER HINGE	2	Steel	CR Coil		3.94	Stamped	0.7568	0.0452	0.0716	0.8736	0.1156	0.9892	0.0371	39.00	3
REINFORCEMENT - LOWER HINGE	2	Steel	CR Coil		4.02	Stamped	0.8708	0.0774	0.1224	1.0706	0.1974	1.2680	0.0543	57.00	3
FRONT DOOR HINGE	2	Steel	CR Coil		.56	Stamped	0.1576	0.0064	0.0056	0.1696	0.0084	0.1780	0.0114	12.00	3
FRONT DOOR HINGE	2	Steel	CR Coil		1.02	Stamped	0.1876	0.0064	0.0056	0.1996	0.0084	0.2080	0.0200	21.00	3
FRONT DOOR HINGE	2	Steel	CR Coil		.50	Stamped	0.0884	0.0316	0.0482	0.1692	0.0766	0.2448	0.0257	27.00	3
FRONT DOOR INNER PANEL	2	Paper	Sheet		.40	Die Cut	0.0529	0.0357	0.0714	0.1600	0.0000	0.1600	0.0010	1.00	3
FRONT DOOR PANEL	2				67.04		14.5675	0.7277	1.7166	17.0118	2.8144	19.8262	1.3800	1449.00	-
REINFORCEMENT - HINGE	2														
PANEL - FRONT DOOR IMPACT RAIL OUTER	2	Steel	CR Coil		.00	Stamped	3.6924	0.0998	0.1420	3.9442	0.2458	4.1900	0.0505	53.00	3
PANEL - FRONT DOOR IMPACT RAIL INNER	2	Steel	CR Coil		.00	Stamped	1.6966	0.1076	0.1644	1.9686	0.2646	2.2332	0.0467	49.00	3
COVER - FRONT DOOR IMPACT RAIL	2	Steel	CR Coil		.00	Stamped	0.7403	0.0436	0.0871	0.8710	0.0376	0.9086	0.0171	18.00	3
ASSEMBLY OF FRONT DOOR IMPACT RAIL	2				37.00		0.0000	0.0729	0.1457	0.2186	0.5668	0.7854	0.0400	42.00	3
FRONT DOOR IMPACT RAIL ASSEMBLY					37.00		6.1293	0.3239	0.5492	7.0024	1.1148	8.1172	0.1543	162.00	
PANEL - FRONT DOOR UPPER FRAME	2	Steel	CR Coil			Stamped	1.8434	0.1796	0.5782	2.6012	0.0000	2.6012	0.0643	67.00	3
PANEL - FRONT DOOR UPPER FRAME REAR	2	Steel	CR Coil			Stamped	0.7038	0.1114	0.2962	1.1114	0.0000	1.1114	0.0390	41.00	3
ASSEMBLY OF FRONT DOOR UPPER FRAME	2				10.00		0.0630	0.3108	0.3518	0.7256	0.0000	0.7256	0.0152	16.00	3
FRONT DOOR UPPER FRAME ASSEMBLY					10.00		2.6102	0.6018	1.2262	4.4382	0.0000	4.4382	0.1185	124.50	-
ASSEMBLY OF FRONT DOOR-IN-WHITE	2						0.0000	0.8207	1.6415	2.4622	0.2730	2.7352	0.2038	214.00	3
FRONT DOOR-IN-WHITE ASSEMBLY							0.0000	0.8207	1.6415	2.4622	0.2730	2.7352	0.2038	214.00	-

ITEM TASK XII	QTY	MATERIAL	STATE OF MATERIAL	FINISH WEIGHT	PROCESS DESCRIPTION	PER VEHICLE							TOTAL TOOLING (\$000)	YEARS AMORT		
						MATERIAL GRADE	FORM	O/D PER VEHICLE	O/DRECT MATERIAL	O/DRECT LABOR	VARIABLE BURDEN	FIXED BURDEN			MFG COST	TOOLING
07A01 - FRONT DOOR CONTINUOUS																
ARM - FRONT DOOR UPPER HINGE	2	Steel	CR Coil	--	Stamped	0.7098	0.0194	0.0298	0.7590	0.0482	0.8072	0.0181	19.00	3		
FRONT DOOR UPPER BRACKET - HINGE ARM	2	Steel	CR Coil	--	Stamped	0.13536	0.0094	0.0298	0.4028	0.0482	0.4510	0.0181	19.00	3		
PIN - FRONT DOOR UPPER HINGE	2	Steel	CR Coil	--	Stamped	0.0314	0.0214	0.0280	0.0808	0.0168	0.0976	0.0019	2.00	3		
ASSEMBLY OF FRONT DOOR UPPER HINGE	2	--	--	5.04	--	--	0.0388	0.0884	0.1272	0.0110	0.1382	0.0143	15.00	3		
FRONT DOOR UPPER SUBTOTAL: HINGE ASSEMBLY	--	--	--	5.04	--	1.0948	0.0990	0.1760	1.3698	0.1242	1.4940	0.0524	55.00	3		
ARM - FRONT DOOR LOWER HINGE																
BRACKET - FRONT DOOR LOWER HINGE ARM	2	Steel	HR Coil	--	Stamped	0.8682	0.0216	0.0328	0.9226	0.9438	0.9664	0.0362	38.00	3		
FRONT DOOR LOWER BAR - HINGE TORISOR	2	Steel	HR Coil	--	Stamped	0.5604	0.0216	0.0328	0.6148	0.0530	0.6678	0.0238	25.00	3		
FRONT DOOR WHEEL - LOWER HINGE DETENT	6	Steel	HR Rod	--	Machined	0.0758	0.0060	0.0764	0.1582	0.0000	0.1582	0.0019	2.00	3		
FRONT DOOR WASHER - HINGE PIVOT PIN	4	Steel	HR Coil	--	Stamped	0.0982	0.0058	0.0115	0.1155	0.0000	0.1155	0.0029	3.00	3		
FRONT DOOR WASHER - HINGE DETENT WHEEL	4	Steel	CR Coil	--	Stamped	0.0100	0.0000	0.0000	0.0100	0.0000	0.0100	0.0000	.00	--		
FRONT DOOR BUSHING - FRONT DOOR LOWER HINGE	4	Steel	CR Coil	--	Stamped	0.0040	0.0000	0.0000	0.0040	0.0000	0.0040	0.0000	.00	--		
FRONT DOOR PIN - LOWER HINGE PIVOT	2	Steel	CR Coil	--	Stamped	0.0480	0.0000	0.0000	0.0480	0.0000	0.0480	0.0000	.00	--		
FRONT DOOR RIVET - FRONT DOOR LOWER HINGE	4	Steel	C. O. Wire	5-	Cold Head	0.0494	0.0000	0.0000	0.0494	0.0000	0.0494	0.0000	.00	--		
FRONT DOOR ASSEMBLY OF FRONT DOOR LOWER HINGE	2	--	--	6.82	--	0.0600	0.0000	0.0000	0.0600	0.0000	0.0600	0.0000	.00	--		
FRONT DOOR SUBTOTAL: FRONT DOOR LOWER HINGE	--	--	--	6.82	--	1.7740	0.2764	0.1671	2.2175	0.1178	2.1353	0.2667	28.00	--		
FRONT DOOR HOUSING - WINDOW REGULATOR																
FRONT DOOR GEAR - FRONT DOOR WINDOW REGULATOR	2	Steel	CR Coil	--	Stamped	0.2484	0.0630	0.1226	0.4340	0.0000	0.4340	0.0505	53.00	3		
FRONT DOOR ARM - FRONT DOOR WINDOW REGULATOR	2	Steel	HR Coil	--	Stamped	0.5885	0.0082	0.0918	0.6888	0.0000	0.6888	0.0333	35.00	3		
FRONT DOOR LINK - FRONT DOOR WINDOW REGULATOR	4	Steel	HR Coil	--	Stamped	0.4418	0.0072	0.0704	0.5194	0.0000	0.5194	0.0267	28.00	3		
FRONT DOOR BUSHING - FRONT DOOR WINDOW REGULATOR	4	Steel	HR Coil	--	Stamped	0.3740	0.0136	0.0684	0.0456	0.0000	0.0456	0.0143	15.00	3		
FRONT DOOR ASSEMBLY - REGULATOR DRIVE	2	Steel	HR Coil	--	Stamped	0.0300	0.0000	0.0000	0.0300	0.0000	0.0300	0.0000	.00	--		
FRONT DOOR PIN - REGULATOR SPRING ANCHOR	2	Steel	C. D. Wire	--	Coldhead	0.0000	0.4560	0.6840	1.1400	0.0000	1.1400	0.0038	4.00	3		
FRONT DOOR SUBTOTAL: FRONT DOOR WINDOW REGULATOR	--	--	--	--	--	0.2460	0.0000	0.0000	0.2400	0.0000	0.2400	0.0010	1.00	3		

1975 PINTO

ITEM TASK XII	REQ'D PER VEHICLE	MATERIAL	STATE OF MATERIAL		FINISH WEIGHT	PROCESS DESCRIPTION	PER VEHICLE						TOTAL TOOLING (\$000)	YEARS AMORT
			GRADE	FORM			DIRECT MATERIAL	DIRECT LABOR	VARIABLE BURDEN COST	FIXED BURDEN	MFG COST	TOOLING		
ST7A01 - FRONT DOOR CONTINUED														
FRONT DOOR WINDOW PIN - REGULATOR PIVOT	2	Steel	CO Coil		--	Cold Head	0.0600	0.0000	0.0000	0.0600	0.0000	0.0600	0.0000	0.00
SPRING - FRONT DOOR WINDOW REGULATOR	2	Steel	CR Coil		--	Stamped	0.4200	0.0467	0.0933	0.5600	0.0000	0.5600	0.0038	4.00
ROLLER - FRONT DOOR WINDOW REGULATOR	2	Nylon	Coil		--	Stamped	0.1440	0.0120	0.0250	0.1800	0.0000	0.1800	0.0095	10.00
RIVET - FRONT DOOR WINDOW REGULATOR	10	Steel	CR Coil		--	Stamped	0.1000	0.0000	0.0000	0.1000	0.0000	0.1000	0.0000	0.00
ASSEMBLY OF FRONT DOOR WINDOW REGULATOR	2	--	--		10.50	--	0.0000	0.6020	1.2060	1.8090	0.0000	1.8090	0.0552	58.00
SUBTOTAL: FRONT DOOR WINDOW REGULATOR	--	--	--		10.50	--	2.6470	1.2097	2.3605	6.2172	0.0000	6.2172	0.1981	208.00
CHANNEL - FRONT DOOR WINDOW FRONT DOOR WINDOW FRONT RUN	2	Galv Steel	HR Coil		--	Stamped	0.1616	0.0072	0.0276	0.1964	0.0000	0.1964	0.0048	5.00
FRACKET - FRONT DOOR WINDOW FRONT RUN LOWER	2	Galv Steel	HR Coil		--	Stamped	0.1187	0.0099	0.0198	0.1484	0.0000	0.1484	0.0190	20.00
BRACKET - FRONT DOOR WINDOW FRONT RUN - INTERMEDIATE	2	Galv Steel	HR Coil		--	Stamped	0.0702	0.0262	0.0558	0.1522	0.0000	0.1522	0.0219	23.00
BRACKET - FRONT DOOR WINDOW FRONT RUN - UPPER	2	Galv Steel	HR Coil		--	Stamped	0.0128	0.0022	0.0052	0.0202	0.0000	0.0202	0.0105	11.00
NUT - FRONT DOOR WINDOW RUN STAKE ASSEMBLY OF FRONT DOOR WINDOW FRONT RUN ASSEMBLY	2	Steel	CD Coil		--	Cold Head	0.0180	0.0000	0.0000	0.0180	0.0000	0.0180	0.0000	0.00
SUBTOTAL: FRONT DOOR WINDOW FRONT RUN ASSEMBLY	--	--	--		1.42	--	0.0000	0.0582	0.1196	0.1778	0.0000	0.1778	0.0143	15.00
CHANNEL - FRONT DOOR WINDOW REAR RUN	2	Galv Steel	HR Coil		--	Stamped	0.3813	0.1037	0.2280	0.7130	0.0000	0.7130	0.0705	74.00
BRACKET - FRONT DOOR WINDOW REAR RUN	2	Galv Steel	HR Coil		--	Stamped	0.0916	0.0780	0.1472	0.3168	0.0000	0.3168	0.0124	13.00
NUT - FRONT DOOR WINDOW RUN STAKE ASSEMBLY OF FRONT DOOR WINDOW FRONT RUN ASSEMBLY	2	Steel	CR Bar		--	Machined	0.0366	0.0248	0.0630	0.1244	0.0000	0.1244	0.0190	20.00
SUBTOTAL: FRONT DOOR WINDOW REAR RUN	--	--	--		.62	--	0.0000	0.0466	0.0940	0.1406	0.0000	0.1406	0.0114	12.00
ASSEMBLY - FRONT DOOR LOCK MECHANISM	2	Steel	CR Coil		2.60	Stamped	4.1000	0.0000	0.0000	4.1000	0.0000	4.1000	0.3238	340.00
ASSEMBLY - REMOTE MECHANISM	2	Steel	CR Coil		.66	Stamped	1.1000	0.0000	0.0000	1.1000	0.0000	1.1000	0.0819	86.00
CHANNEL - REGULATOR DRIVE ARM FRONT DOOR LATCH HANDLE - REMOTE CONTROL*	2	Galv Steel	CR Coil		1.12	Stamped	0.3269	0.0363	0.0726	0.4358	0.0000	0.4358	0.0171	18.00
	2	Zinc	CR Coil		.36	Stamped	0.6000	0.0000	0.0000	0.6000	0.0000	0.6000	0.0257	27.00

*NOT ESTIMATED IN DETAIL

1975 PINNO

ITEM	TASK XII	REQ O PER VEHICLE	MATERIAL	STATE OF MATERIAL		FINISH WEIGHT	PROCESS DESCRIPTION	PER VEHICLE					TOTAL TOOLING (\$000)	YEARS AMORT		
				GRADE	FORM			DIRECT MATERIAL	DIRECT LABOR	VARIABLE BURDEN	FINED EQUIP	MFG COST			TOOLING	
07A01	FRONT DOOR CONTINUED															
	FRONT DOOR ASSEMBLY - WINDOW REGULATOR*	2	Zinc and Plastic	Coil	Mold	.52	Stamp& Inject	0.6400	0.0000	0.0000	0.6400	0.0000	0.6400	0.0276	29.00	3
	STOP - FRONT DOOR	2	Steel	CR Coil		.28	Stamp&B	0.1636	0.0182	0.0364	0.2182	0.0000	0.2182	0.0210	22.00	3
	ROD - FRONT DOOR LOCK	2	Steel Wire	CR Coil		.10	Machined	0.1062	0.0118	0.236	0.1416	0.0000	0.1416	0.0114	12.00	3
	ROD - FRONT DOOR LOCK	2	Steel Wire	CR Coil		.16	Machined	0.1798	0.0200	0.0400	0.2398	0.0000	0.2398	0.0190	20.00	3
	ROD - FRONT DOOR LOCK	2	Steel Wire	CR Coil		.11	Machined	0.2394	0.0266	0.532	0.3192	0.0000	0.3192	0.0190	20.00	3
	NUT - FRONT DOOR LOCK ROO PIVOT	2	Steel	CR Coil		.03	Stamp&B	0.0225	0.0025	0.0050	0.0300	0.0000	0.0300	0.0095	10.00	3
	ROD - FRONT DOOR LOCK REMOTE CONTROL FRONT DOOR LOCK	2	Steel Wire	CR Coil		.50	Machined	0.2522	0.0280	0.0560	0.3362	0.0000	0.3362	0.0190	20.00	3
	COVER - REMOTE CONTROL ROO*	2	Fabric	Sheets		.04	Stamp&B	0.1600	0.0000	0.0000	0.1600	0.0000	0.1600	0.0000	.00	-
	ASSEMBLY - FRONT DOOR LOCK CYLINDER*	2	Steel	CR Coil		.28	Stamp&B	0.0000	0.2267	0.4533	0.6800	0.0000	0.6800	0.0467	49.00	3
	GASKET - HANDLE FRONT*	2	Elastic	Granulated		.02	Injection Mold	0.0200	0.0000	0.0000	0.0200	0.0000	0.0200	0.0010	1.00	3
	GASKET - HANDLE - REAR*	2	Elastic	Granulated		.02	Injected Mold	0.0600	0.0000	0.0000	0.0700	0.0000	0.0600	0.0019	2.00	3
	ASSEMBLY - OUTSIDE HANDLE*	2	Steel and Zinc			1.38	Assemble	0.0000	0.4933	0.9867	1.4800	0.0000	1.4800	0.0476	50.00	3
	KNOB - FRONT DOOR LOCK PUSHBUTTON*	2	Elastic	Granulated		.02	Injected Mold	0.0800	0.0000	0.0000	0.0800	0.0000	0.0800	0.0038	4.00	3
	BRACKET - EQUALIZER ARM	2	Steel	CR Coil		--	Stamp&B	0.0972	0.0000	0.0000	0.0972	0.0000	0.0972	0.0030	3.00	3
	STUD - ARM BRACKET WELD	4	Steel	CR Coil		--	Stamp&B	0.0200	0.0000	0.0000	0.0200	0.0000	0.0200	0.0000	.00	-
	EQUALIZER ARM BRACKET ASSEMBLY	2				.22	--	0.0000	0.0239	0.0477	0.0716	0.0000	0.0716	0.0010	1.00	3
	FRONT DOOR WINDOW SUBTOTAL: EQUALIZER ARM BRACKET ASSEMBLY	-				8.42	--	8.1678	0.8873	1.7745	10.8296	0.0000	10.8296	0.6800	714.00	-
	ASSEMBLY - FRONT DOOR GLASS RETAINER*	4	Nylon	Sheets		.02	Stamp&B	0.0720	0.0160	0.0320	0.1200	0.0000	0.1200	0.0190	20.00	3
	CHANNEL - FRONT DOOR WINDOW GLASS	2	Rubber	CR Coil		--	Stamp&B	1.6614	0.3002	0.5482	2.5098	0.0000	2.5098	0.0048	5.00	3
	CLIP - CHANNEL STABILIZER	2	Steel	CR Coil		--	Stamp&B	0.0650	0.0458	0.0872	0.1980	0.0000	0.1980	0.0102	11.00	3
	RIVET - GLASS CHANNEL	4	Steel	CO Coil		--	Cold Head	0.0200	0.0000	0.0000	0.0200	0.0000	0.0200	0.0000	.00	-
	ASSEMBLY OF FRONT DOOR WINDOW GLASS CHANNEL ASSEMBLY	2				1.74	--	0.0000	0.0332	0.0664	0.0996	0.0000	0.0996	0.0010	1.00	3
	PASTENERS	-	Steel	CO Coil		1.42	--	0.5680	0.0000	0.0000	0.5680	0.0000	0.5680	0.0000	.00	-
	FRONT DOOR WINDOW SUBTOTAL: GLASS CHANNEL ASSEMBLY	-				3.18	--	2.3864	0.3952	0.7338	3.5154	0.0000	3.5154	0.0352	37.00	-

*NOT ESTIMATED IN DETAIL

1975 Pinto

ITEM TASK XII	QTY PER VEHICLE	MATERIAL	STATE OF MATERIAL		FINISH WEIGHT	PROCESS DESCRIPTION	PER VEHICLE						TOTAL TOOLING (\$000)	YEARS AMORT	
			GRADE	FORM			DIRECT MATERIAL	DIRECT LABOR	VARIABLE BURDEN	FIXED BURDEN	MFG COST	TOOLING COST			
															VARIABLE BURDEN COST
06A01 - ROOF TOTALS	-	--	--	--	--	--	12.3784	1.3822	2.7068	16.4674	2.8045	19.2219	1.2872	1351.50	-
PANEL - ROOF OUTER	1	Steel	CR Coil		--	Stamped	4.6960	0.3540	0.5277	5.5777	0.9959	6.5736	0.4381	460.00	3
PANEL - ROOF INNER	1	Steel	CR Coil		--	Stamped	4.1246	0.4765	0.7217	5.3228	1.3567	6.6795	0.4848	509.00	3
REINFORCEMENT - ROOF FRONT CENTER		Steel	CR Coil		--	Stamped	0.2974	0.0958	0.0916	0.4848	0.1404	0.6252	0.0619	65.00	3
RAIL - ROOF ORIP	2	Steel	CR Coil		--	Stamped	1.9594	0.2880	1.1150	3.3624	0.0000	3.3624	0.1429	15.00	3
REINFORCEMENT - ROOF DRIP RAIL REAR	2	Steel	CR Coil		--	Stamped	0.0728	0.0496	0.0476	0.1700	0.9726	0.2426	0.0481	50.50	3
REINFORCEMENT - WINDOW FENCE	2	Steel	CR Coil		--	Stamped	0.2191	0.0313	0.0626	0.2120	0.0340	0.2370	0.0410	43.00	3
ROOF REAR QUARTER WINDOW		Steel	CO WIRE		--	Purchased	0.0300	0.0000	0.0000	0.0300	0.0000	0.0300	0.0000	.00	-
NUT - FENCE REINFORCEMENT STAKE	4	Steel	CR Coil		--	Stamped	0.2342	0.0054	0.0083	0.2479	0.0135	0.2614	0.0238	25.00	3
REINFORCEMENT - PANEL HEADER	1	Steel	CR Coil		--	Stamped	0.5942	0.0672	0.1036	0.7650	0.1672	0.9322	0.0395	41.50	3
REINFORCEMENT - PANEL SLOE	2	Steel	CR Coil		--	Stamped	0.1007	0.0144	0.0287	0.1438	0.0242	0.1680	0.0071	7.50	3
REINFORCEMENT - SHOULDER BELT	2	Steel	CO WIRE		--	Cold Head	0.0500	0.0000	0.0000	0.0500	0.0000	0.0500	0.0000	.00	-
ROOF INNER PANEL SHOULDER		Steel	CO WIRE		--	Purchased	0.0000	0.0000	0.0000	0.0000	0.0000	0.0000	0.0000	.00	-
NUT - BELT MOUNTING WELD	2	Steel	CO WIRE		--	Purchased	0.0000	0.0000	0.0000	0.0000	0.0000	0.0000	0.0000	.00	-
ASSEMBLY OF ROOF INNER AND OUTER PANELS AND REINFORCEMENT	1	--	--		49.92	--	0.0000	0.0000	0.0000	0.0000	0.0000	0.0000	0.0000	.00	-

1975 PINTO

TASK XII ITEM DECK LID	REQ O PER VEHICLE	MATERIAL	STATE OF MATERIAL		FINISH WEIGHT	PROCESS DESCRIPTION	DIRECT MATERIAL	DIRECT LABOR	PER VEHICLE				TOTAL TOOLING (\$000)	YEARS AMORT.	
			GRADE	FORM					VARIABLE BURDEN	VARIABLE COST	FIXED BURDEN	MFG COST			TOOLING
09A01 - DECK LID TOTALS					13.57		3.0757	0.5057	0.6737	4.2551	0.9811	5.2362	0.5494	577.00	
PANEL - DECK LID OUTER	1	Steel	CR Coil		7.00	Stamped	1.5131	0.1163	0.2587	1.8881	0.4248	2.3129	0.2152	226.00	3
PANEL - DECK LID INNER	1	Steel	CR Coil		5.75	Stamped	1.2867	0.1491	0.3143	1.7501	0.5269	2.2770	0.2190	230.00	3
ASSEMBLY OP DECK LID	1	--	--		--	--	0.0000	0.2322	0.0792	0.3114	0.0294	0.3408	0.0819	86.00	3
SUBTOTAL: DECK LID ASSEMBLY	--	--	--		12.75	--	2.7998	0.4976	0.6522	3.9496	0.9811	4.9307	0.5161	542.00	
LABEL - JACKING INSTRUCTIONS *	1	Paper	Sheet		.01	Printed	0.0100	0.0000	0.0000	0.0100	0.0000	0.0100	0.0000	000.00	-
STRIKER - DECK LID LOCK	1	Steel	H. R. Coil		.60	Stamped	0.1819	0.0981	0.0215	0.2115	0.0000	0.2115	0.0333	35.00	3
FASTENERS	--	Steel	Wire		.21	Coldhead	0.0840	0.0000	0.0000	0.0840	0.0000	0.0840	0.0000	000.00	0
SUBTOTAL: LABEL, STRIKER AND FASTENERS	--	--	--		.82	--	0.2759	0.0081	0.0215	0.3055	0.0000	0.3055	0.0333	35.00	0

1975 PINTO

FRONT FENDER ITEM TASK XII	REQ'D PER VEHICLE	MATERIAL	STATE OF MATERIAL		FINISH WEIGHT	PROCESS DESCRIPTION	PER VEHICLE				TOTAL TOOLING (\$000)	YEARS AMORT.			
			GRADE	FORM			DIRECT MATERIAL	DIRECT LABOR	VARIABLE BURDEN	VARIABLE COST			FIXED BURDEN	MFG COST	TOOLING
10001-FRONT FENDER TOTALS	--	--	--	--	62.46	--	37.9567	3.9806	7.9723	29.9098	8.7754	38.6852	2.4267	2.548	--
PANEL - FRONT FENDER OUTER FRONT FENDER	2	Steel	CR Coil		--	Stamped	6.4102	0.8736	1.9790	9.2628	3.7258	12.9886	0.8686	912.00	3
PANEL - HEADLAMP MOUNTING FRONT FENDER HEADLAMP	2	Steel	CR Coil		--	Stamped	0.9446	0.1598	0.2466	1.3510	0.3970	1.7480	0.1400	147.00	3
GUSSET - MOUNTING PLATE	2	Steel	CR Coil		--	Stamped	0.1210	0.0460	0.0436	0.2106	0.0672	0.2778	0.0152	16.00	3
PILLAR - FRONT FENDER BEAR FRONT FENDER	2	Steel	CR Coil		--	Stamped	0.7132	0.1662	0.2564	1.1358	0.4142	1.5500	0.1552	163.00	3
REINFORCEMENT - UPPER INNER REAR FRONT FENDER	2	Steel	CR Coil		--	Stamped	0.1134	0.0460	0.0436	0.2030	0.0672	0.2702	0.0171	18.00	3
BRACKET - REAR MOUNTING	2	Steel	CR Coil		--	Stamped	0.0474	0.0046	0.0044	0.0564	0.0068	0.0632	0.0086	9.00	3
ASSEMBLY OF FRONT FENDER ASSEMBLY	2	--	--		34.50	--	0.0000	1.3974	2.7948	4.1922	2.3708	6.5630	0.2848	299.00	3
SUBTOTAL: FRONT FENDER ASSEMBLY	--	--	--		34.50	--	8.3498	2.6936	5.3684	16.4118	7.0499	23.4608	1.4895	1564.00	3
STRUT - FRONT FENDER	2	Steel	CO WIRE		.52	Coil	0.1128	0.0764	0.0702	0.2594	0.1106	0.3700	0.0067	7.00	3
SHIELD - FRONT FENDER SIDE LEFT	1	Steel	CR Coil		6.41	Stamped	2.4458	0.2032	0.2934	2.9424	0.4712	3.4136	0.1405	158.00	3
SUBTOTAL: STRUT AND SHIELD	--	--	--		7.03	--	2.558	0.2796	0.3636	3.2018	0.5818	3.7836	0.1572	165.00	--
SHIELD - FRONT FENDER SIDE RIGHT FRONT FENDER RIGHT	1	Steel	CR Coil		--	Stamped	2.4458	0.1549	0.2330	2.8337	0.3754	3.2091	0.1343	141.00	3
REINFORCEMENT - SIDE SHIELD BATTERY MOUNTING	1	Steel	CR Coil		--	Stamped	0.1761	0.0290	0.0277	0.2328	0.0426	0.2754	0.0190	20.00	3
REINFORCEMENT - FRONT FENDER RIGHT FRONT FENDER RIGHT	1	Steel	CR Coil		--	Stamped	0.0666	0.0442	0.0420	0.1528	0.0647	0.2175	0.0248	26.00	3
REINFORCEMENT - SIDE SHIELD UPPER REAR FRONT FENDER RIGHT	1	Steel	CR Coil		--	Stamped	0.0403	0.0078	0.0076	0.0457	0.0042	0.0499	0.0055	10.00	3
NUT - SHIELD STAKE AS MBL OF FRONT FENDER RIGHT	8	Steel	CO Sheet		--	Purchased	0.0800	0.0000	0.0000	0.0800	0.0000	0.0800	0.0000	.00	--
SIDE SHIELD ASSEMBLY	1	--	--		7.71	--	0.0000	0.0761	0.0900	0.1661	0.1316	0.2977	0.028	26.00	3
SUBTOTAL: SIDE SHIELD ASSEMBLY	--	--	--		7.71	--	2.8088	0.3070	0.3953	3.5111	0.6185	4.1296	0.2124	223.00	--
EXTENSION - FRONT FENDER SIDE SHIELD	2	Steel	CR Coil		3.18	Stamped	0.8098	0.1322	0.1862	1.1282	0.2980	1.4262	0.0952	100.00	3
LINER - FRONT FENDER INSIDE	1	Plastic	Granulated		.98	Injection Mold	0.4278	0.0823	0.4955	0.8566	0.0000	0.8566	0.0952	100.00	3
LINER - FRONT FENDER INSIDE	1	Plastic	Granulated		1.07	Injection Mold	0.3033	0.0822	0.4991	0.8846	0.0000	0.8846	0.0952	100.00	3
SHIELD - FRONT FENDER FRONT SPLASH	1	Plastic	Granulated		1.44	Injection Mold	0.7641	0.1092	0.2183	1.0916	0.0000	1.0916	0.0952	100.00	3

1975 PINTO

ITEM TASK XII	REC'D PER VEHICLE	MATERIAL	STATE OF MATERIAL		FINISH WEIGHT	PROCESS DESCRIPTION	PER VEHICLE					TOTAL TOOLING (\$000)	YEARS AMORT	
			GRADE	FORM			DIRECT MATERIAL	DIRECT LABDR	VARIABLE BURDEN	FIXED BURDEN	MFG COST			TOOLING
LOAD1 - FRONT FENDERS CONTINUED														
LINER AND SHIELD														
SUBTOTAL: FRONT FENDER	-	--	--		6.67	--	2.1550	0.4059	1.4001	3.9610	0.2980	0.3608	400.00	-
FRONT FENDER SIDE SHIELD	1	Steel	CR Coil		--	Stamped	0.2834	0.0484	0.0461	0.3779	0.0710	0.0257	27.00	3
SHIELD - BATTERY HEAT														
FRONT FENDER SIDE SHIELD	1	Steel	CO WRP		--	Cold Head	0.0163	0.0334	0.1037	0.1514	0.0000	0.0057	6.00	3
STUD - BATTERY-HEAT SHIELD WELD														
ASSEMBLY OF FRONT FENDER														
SIDE SHIELD BATTERY	1	--	--		1.71	--	0.0000	0.0277	0.0170	0.0447	0.0235	0.0029	3.00	3
FRONT FENDER SIDE SHIELD														
SUBTOTAL: BATTERY HEAT SHIELD ASSEMBLY	-	--	--		1.71	--	0.2997	0.1095	0.1648	0.5740	0.0945	0.0343	36.00	-
FRONT FENDER SIDE														
SHIELD BATTERY	1	Steel	CR Coil		2.23	Stamped	0.5323	0.0679	0.1022	0.7024	0.1278	0.032	34.00	3
FRONT FENDER SIDE SHIELD														
CLAMP - BATTERY HOLDOWN	1	Plastic	Granulated		.32	Injection Mold	0.2895	0.0000	0.0000	0.2895	0.0000	0.0457	48.00	3
WIRING HARNESS AND														
COVER - BATTERY FRONT	1	Plastic	Granulated		.95	Injection Mold	0.0992	0.1133	0.1743	0.3866	0.0000	0.0276	29.00	3
BRACE - FRONT FENDER														
BUMPER - FRONT FENDER HOOD	2	Rubber	Sheet		.06	Purchased	0.0300	0.0000	0.0000	0.0300	0.0000	0.0067	7.00	3
FRONT FENDER SIDE														
FLUG - SHIELD ACCESS HOLE	1	Rubber	Sheet		.23	Purchased	0.1884	0.0000	0.0000	0.1884	0.0000	0.1884	34.00	3
EASTERNERS														
SUBTOTAL: FRONT FENDER COVER	-	--	--		1.53	Purchased	0.6120	0.0000	0.0000	0.6120	0.0000	0.0000	.00	-
TRAY, CLAMP, BUMPER,														
SUBTOTAL: FRONT FENDER COVER	-	--	--		4.84	--	1.7848	0.1852	0.2801	2.2501	0.1336	2.3837	160.00	-

1975 PINTO

HOOD ITEM TASK XII	REQ'D PER VEHICLE	MATERIAL	STATE OF MATERIAL		FINISH WEIGHT	PROCESS DESCRIPTION	DIRCT MATERIAL	DIRCT LABOR	PER VEHICLE			TOOLING (\$000)	TOTAL TOOLING (\$000)	YEARS AMORT	
			GRADE	FORM					VARIABLE BURDEN	VARIABLE COST	FIXED BURDEN				FIXED COST
11A01 - HOOD TOTALS					29.04		7.3857	1.5376	2.7585	11.6818	3.0030	14.6848	1.1753	1.2340	
PANEL - HOOD OUTER	1	Steel	CR	Coil	--	Stamped	3.2958	0.2685	0.3453	3.9096	0.6003	4.5099	0.3067	322.00	3
PANEL - HOOD INNER	1	Steel	CR	Coil	--	Stamped	2.8228	0.1781	0.3265	3.3282	0.4778	3.8060	0.3143	330.00	3
REINFORCEMENT - HOOD INNER PANEL HINGE 1	1	Steel	CR	Coil	--	Stamped	0.0793	0.0106	0.0110	0.1008	0.0172	0.1180	0.0190	20.00	3
REINFORCEMENT - HOOD INNER PANEL LOCK 1	1	Steel	CR	Coil	--	Stamped	0.2557	0.0108	0.0174	0.2829	0.0265	0.3094	0.0276	29.00	3
ASSEMBLY OF HOOD	1	Steel	CR	Coil	26.65	Stamped	0.0000	0.8895	1.7791	2.6686	1.5439	4.2125	0.3619	380.00	3
SUBTOTAL: HOOD ASSEMBLY	--	--	--	--	26.65		6.4535	1.3583	2.4783	10.2901	2.6657	12.9558	1.0295	1.0810	--
ARM - HOOD HINGE	2	Steel	CR	Coil	--	Stamped	0.2082	0.0750	0.0720	0.3552	0.1106	0.4658	0.0524	55.00	3
BRACKET - HOOD HINGE	2	Steel	CR	Coil	--	Stamped	0.2318	0.0332	0.0662	0.3312	0.0750	0.4062	0.0238	25.00	3
RIVET - HOOD HINGE	2	Steel	CO	Wire	--	Purchased	0.0360	0.0000	0.0000	0.0360	0.0000	0.0360	0.0000	00.00	--
ASSEMBLY OF HOOD HINGE	2	--	--	--	1.60	--	0.0000	0.0567	0.1133	0.1700	0.1250	0.2950	0.0086	9.00	3
SUBTOTAL: HOOD HINGE	--	--	--	--	1.60	--	0.4760	0.1649	0.2515	0.8924	0.3106	1.2030	0.0848	89.00	--
BOOT - HOOD HINGE	2	Rubber	Sheet		.16	Purchase	0.2000	0.0000	0.0000	0.2000	0.0000	0.2000	0.0324	34.00	3
GASKET - HOOD HINGE	2	Steel	CR	Coil	.08	Stamped	0.0492	0.0020	0.0038	0.0550	0.0002	0.0552	0.0086	9.00	3
SPRING - HOOD LATCH ASSIST	1	Steel	Wire		.25	Coil	0.0870	0.0124	0.0249	0.1243	0.0265	0.1508	0.0200	21.00	3
FASTENERS	--	Steel	Wire		.30	Purchased	0.1200	0.0000	0.0000	0.1200	0.0000	0.1200	0.0000	00.00	--
BOOT, GASKET, SPRING AND FASTENERS	--	--	--	--	.79	--	0.4562	0.0144	0.0287	0.4993	0.0267	0.5260	0.0610	64.00	--

TASK XII ITEM STAMPED STEEL	REQ'D PER VEHICLE	MATERIAL	STATE OF MATERIAL		FINISH WEIGHT	PROCESS DESCRIPTION	PER VEHICLE						TOTAL TOOLING (\$000)	YEARS AMORT	
			GRADE	FORM			DIRECT MATERIAL	DIRECT LABOR	VARIABLE BURDEN	FIXED BURDEN	MFG COST	TOOLING			
															VARIABLE COST
04A01 - SIDE PANEL															
PANEL - QUARTER OUTSIDE	2	Steel	CR Coil		23.50	Stamped	7.5046	0.8514	1.1874	9.5434	1.9988	11.5422	0.8571	900.00	3
PANEL - REAR WHEELHOUSE OUTER	2	Steel	CR Coil		21.86	Stamped	4.0442	0.2456	0.6056	4.8954	0.9004	5.7958	0.4876	512.00	3
PANEL - REAR WHEELHOUSE INNER	2	Steel	CR Coil		10.19	Stamped	3.7708	0.2456	0.6056	4.6220	0.9004	5.5224	0.4333	455.00	3
01A01 - UNDERBODY															
CROSSMEMBER - UNDERBODY FRONT FLOOR PANEL	1	Steel	CR Coil		4.45	Stamped	0.7965	0.1166	0.1866	1.0997	0.3012	1.4009	0.1190	125.00	3
CROSSMEMBER - UNDERBODY REAR FLOOR PANEL FRONT	1	Steel	CR Coil		8.34	Stamped	1.6812	0.1760	0.3541	2.2113	0.0533	2.7446	0.1067	112.00	3
PLATE - MOUNTING TAPPING - INBOARD UNDERBODY PARKING	2	Steel	CR Coil		.52	Stamped	0.0988	0.0428	0.0176	0.1592	0.0264	0.1856	0.0295	31.00	3
REINFORCEMENT - BRAKE CONTROL	1	Steel	CR Coil		.51	Stamped	0.1028	0.0274	0.0172	0.1474	0.0247	0.1721	0.0495	52.00	3
01A01A - FRONT SEAT ADJUSTERS															
FRONT SEAT ADJUSTER CHANNEL - INBOARD LOWER	2	Steel	CR Coil		1.69	Stamped	0.3364	0.0456	0.1544	0.5364	0.0000	0.5364	0.0210	22.00	3
36G01 - FRONT BUMPERS															
FRONT BUMPER LICENSE BRACKET - PLATE MOUNTING	2	Steel	CR Coil		.99	Stamped	0.1654	0.0307	0.0199	0.2160	0.0319	0.2479	0.0800	28.00	1

TASK XII ITEM MATERIALS	QTY PER VEHICLE	MATERIAL	STATE OF MATERIAL		FINISH WEIGHT	PROCESS DESCRIPTION	PER VEHICLE				TOTAL TOOLING (\$000)	YEARS AMORT			
			GRADE	FORM			DIRECT MATERIAL	DIRECT LABOR	VARIABLE BURDEN	VARIABLE COST			FIXED BURDEN	MFG COST	TOOLING
12001 - Grille and Front Lamps															
Door Headlamp	2	Zinc	Slab		2.62	Die Cast	1.1966	0.1419	0.6504	1.9888	0.0000	1.9889	0.3343	117.00	1
Bazel - Front Side Marker Lamp	2	Zinc	Slab		.46	Die Cast	0.1920	0.1036	0.3042	0.5999	0.0000	0.5999	0.0903	31.60	1
13052 - Rear Lamp															
Bazel - Rear Side Marker Lamp	2	Zinc	Slab		.46	Die Cast	0.1920	0.1036	0.3042	0.5999	0.0000	0.5998	0.0903	-	-
07A01 - Front Door															
Handle - Front Door Latch Remote Control Assemble - Front Door Outside Handle	2	Zinc	Slab		.36	Die Cast	0.4200	0.1200	0.0600	0.6000	0.0000	0.6000	0.0257	27.00	3
	2	Zinc	Slab		1.39	Die Cast	1.0360	0.2960	0.1490	1.4900	0.0000	1.4800	0.4760	50.00	3
09A01 - Lock Lid Nameplates															
Nameplate - Rear Deck Lid	1	Zinc	Slab		.01	Die Cast	0.1464	0.0419	0.0209	0.2092	0.0000	0.2092	0.0760	26.6	1
Letter - Rear Deck Lid Name	4	Zinc	Slab		.01	Die Cast	0.2072	0.0592	0.0296	0.2960	0.0000	0.2960	0.0397	13.9	1
1001 - Front Fender Nameplates															
Nameplate - Front Fender	2	Zinc	Slab		.01	Die Cast	0.2929	0.0936	0.0419	0.4194	0.0000	0.4184	0.0000		
14A01 - Instrument Panel															
Handle - Instrument Panel Ash Tray	1	Zinc	Slab		.01	Die Cast	0.0197	0.0203	0.0630	0.1120	0.0000	0.1120	0.0083	9.7	3

1975 PINTO

TASK XII ITEM MATERIALS	REQ O PER VEHICLE	MATERIAL	STATE OF MATERIAL		FINISH WEIGHT	PROCESS DESCRIPTION	DIRECT MATERIAL	DIRECT LABOR	PER VEHICLE			TOTAL TOOLING (\$000)	YEARS AMORT		
			GRADE	FORM					VARIABLE BURDEN	FIXED BURDEN	MFG COST			TOOLING	
30 - ENGINE															
COVER - CYLINDER FRONT	1	Aluminum	Alum Billet			Die Cast Machine	0.3803	0.0527	0.1391	0.5721	0.1311	0.7032	0.0251	99.00	10
COVER - ENGINE BLOCK	1	Aluminum	Alum Billet	.20		Die Cast Machine	0.1066	0.0553	0.1537	0.3156	0.0894	0.4050	0.0071	25.00	10
PISTON	4	Aluminum	Alum Billet	4.64		Die Cast Machine	2.4744	0.7956	1.5716	7.9236	1.5908	9.4044	0.0400	140.00	10
CASTING - INTAKE MANIFOLD		Aluminum	Alum Billet			Die Casting	3.0761	1.092	0.3112	3.4955	0.3197	2.9152	0.0629	220.00	10
COVER	1	Aluminum	Alum Billet	.32		Die Casting Machine	0.1958	0.0439	0.1249	0.3545	0.1223	0.4769	0.0023	9.0	10
HOUSING, TORQUE CONVERTER - CASTING	1	Aluminum	Alum Casting			Die Cast	5.2773	0.4567	0.9151	6.6500	1.6150	8.2650	0.0714	250.00	10
HOUSING, TORQUE CONVERTER - MACHINING	1	Aluminum	Alum Casting	7.72		Machine		0.2619	0.6639	0.9258	0.356	1.2804	0.0349	122.00	10
02001 - WINDSHIELD MOLDING															
MOLDING - WINDSHIELD UPPER	2	Aluminum	Sheet Coil	.16	Stamped		0.2584	0.2754	0.4152	0.9490	0.0000	0.9490	0.1062	111.50	3
MOLDING - WINDSHIELD LOWER	2	Aluminum	Sheet Coil	.24	Stamped		0.3986	0.4448	0.4272	1.2706	0.0000	1.2707	0.0990	104.00	3
MOLDING - WINDSHIELD SIDE	2	Aluminum	Sheet Coil	.14	Stamped		0.0866	0.0877	0.1459	0.3202	0.0000	0.3202	0.0338	35.50	3
06001 - BACKLIGHT MOLDING															
MOLDING - BACKLIGHT UPPER RIGHT	2	Aluminum	Sheet Coil	.15	Stamped		0.2377	0.1095	0.2619	0.6091	0.0000	0.6091	0.0086	9.00	3
MOLDING - BACKLIGHT UPPER LEFT	2	Aluminum	Sheet Coil	.14	Stamped		0.1696	0.1304	0.1843	0.4843	0.0000	0.4843	0.0438	46.00	3
MOLDING - BACKLIGHT LOWER RIGHT	2	Aluminum	Sheet Coil	.11	Stamped		0.1903	0.0951	0.2239	0.5093	0.0000	0.5093	0.0086	9.00	3
MOLDING - BACKLIGHT LOWER LEFT	2	Aluminum	Sheet Coil	.10	Stamped		0.1205	0.1108	0.1514	0.3827	0.0000	0.3827	0.0329	34.50	3
36A03 - HUB CAP															
CAP - WHEEL HUB	4	Aluminum	Sheet Coil	1.36	Stamped		1.0900	0.3688	0.8452	2.3040	0.0000	2.3040	0.0942	100.00	3

1975 Pinto

TASK XII ITEM MATERIALS	REO'D PER VEHICLE	MATERIAL	STATE OF MATERIAL		FINISH WEIGHT	PROCESS DESCRIPTION	DIRECT MATERIAL	DIRECT LABOR	PER VEHICLE			TOTAL TOOLING (\$000)	YEARS AMORT		
			GRADE	FORM					VARIABLE BURDEN	FIXED BURDEN	MFG COST			TOOLING	
ENGINE - 30															
CYLINDER BLOCK - CASTING	1	Grey Iron Cast	Pig Iron Billet		1.71	Foundry Sand Casting Machine	8.2416	6.1770	12.3539	26.7725	18.6240	45.3965	0.2571	900.00	10
CYLINDER BLOCK - MACHINED	1	Grey Iron Cast	Sandcasting Pig Iron Billet		85.00	Transfer Line Purchase	0.0000	0.8496	3.1860	4.0356	4.9701	9.0047	0.286	100.00	10
MAIN BEARING CAP - CASTING	4	Grey Iron Cast	Pig Iron Billet		6.85	Machine Purchase	1.2660	0.0000	0.0000	1.2660	0.0000	1.2660	D.0086	30.00	10
MAIN BEARING CAP - MACHINED	4	Grey Iron Cast	Sandcasting Pig Iron Billet			Machine Purchase	0.0000	0.1920	0.7332	0.9252	1.3632	2.2884	0.0143	50.00	10
THRUST BEARING - CASTING	1	Grey Iron Cast	Pig Iron Billet			Machine Purchase	0.5131	0.0000	0.0000	0.5131	0.0000	0.5131	0.0029	10.00	10
THRUST BEARING - MACHINED	1	Grey Iron Cast	Casting Pig Iron Billet		1.71	Machine Foundry Sand Casting	0.0000	0.0639	0.2441	0.3080	0.4536	0.7616	D.0086	30.00	10
CRANKSHAFT CASTING	1	Grey Iron Cast	Pig Iron Billet			Foundry Sand Casting	3.5980	0.6159	1.8402	6.0431	2.1079	8.1620	0.0714	250.00	10
CYLINDER HEAD - CASTING	1	Grey Iron Cast	Pig Iron Billet			Foundry Sand Casting	4.6864	0.8101	1.9871	7.4836	3.2839	10.7675	0.0714	250.00	10
CYLINDER HEAD - MACHINED	1	Grey Iron Cast	Casting Pig Iron Billet		52.50	Machine Foundry Sand Casting	0.0000	0.1886	0.7695	0.9581	1.1768	2.1349	0.0571	200.00	10
CRANKSHAFT - CASTING	1	Grey Iron Cast	Pig Iron Billet			Foundry Sand Casting	0.6050	0.3803	1.2444	2.2297	1.1590	3.3887	0.0429	150.00	10
GEAR - CAMSHAFT	1	Grey Iron Cast	Pig Iron Billet		1.64	Machine Foundry Sand Casting	0.1490	0.1733	0.2649	0.5972	0.1662	0.7634	0.0231	81.00	10
CRANKSHAFT CASTING	1	Grey Iron Cast	Pig Iron Billet			Foundry Sand Casting	3.5980	0.6159	1.8402	6.0541	2.1079	8.1620	0.0714	250.00	10
CRANKSHAFT MACHINED	1	Grey Iron Cast	Casting Pig Iron Billet		34.25	Machine Purchase	3.3425	15.2083	18.5508	23.1301	41.6809	0.1029	360.00	10	
02F01 - WINDSHIELD															
ASSEMBLY - WINDSHIELD	1	Glass	Sheet		22.86	Purchased	20.0733	D.0000	0.0000	20.0733	0.0000	20.0733	0.1724	181.00	3
04F01 - REAR QUARTER WINDOWS															
GLASS - REAR QUARTER WINDOW	2	Glass	Sheet		6.12	Purchased	2.0534	0.0000	0.0000	2.0534	0.0000	2.0534	0.0048	5.00	3

1975 PINTO

ITEM MATERIALS	QTY PER VEHICLE	MATERIAL GRADE	STATE OF MATERIAL		FINISH WEIGHT	PROCESS DESCRIPTION	PER VEHICLE						TOTAL TOOLING (\$'000)	YEARS AMORT	
			GRADE	FORM			DIRECT MATERIAL	DIRECT LABOR	VARIABLE BURDEN COST	FIXED BURDEN	MFG COST	TOOLING			
06E01 - BACK WINDOW															
GLASS - BACK WINDOW	1	Glass	Sheet		16.50	Purchased	5.5600	0.0000	0.0000	5.5600	0.0000	0.0729	76.50	3	
07F01 - DOOR GLASS TOTALS															
GLASS - FRONT DOOR	2	Glass	Sheet		18.20	Purchased	6.4938	0.0000	0.0000	6.4938	0.0000	0.0048	5.00	3	
34B02 - STEERING KNUCKLE															
KNUCKLE - STEERING	2	Steel	Machined Forging		15.50	Purchased	11.8028	0.0000	0.0000	11.8028	0.0000	1.2762	2680.00	6	
30 - TRANSMISSION															
HUB - FORWARD CLUTCH	1	Steel	Billet		.42	Forging Machined	0.2690	0.1651	0.4108	0.8449	0.4532	1.2991	0.0131	46.00	10
30 - ENGINE	4	Steel	Billet		4.92	Forging Machined	1.3220	2.5688	5.1176	9.0284	3.5592	12.5576	187.00	10	
CONNECTING - ROD	4	Steel	Billet		4.92	Forging Machined	1.3220	2.5688	5.1176	9.0284	3.5592	12.5876	187.00	10	
12D01 - GRILLE & FRONT LAMPS															
GRILLE - RADIATOR	1	Elastic	Mixed		2.09	Injection Paint	1.4744	0.1616	0.1711	2.3471	0.0000	2.3471	0.5843	204.50	1
LENS - FRONT SIDE MARKER LAMP HOUSING	2	Acrylic Poly-	Liquid		.14	Mold	0.0824	0.0464	0.1268	0.2556	0.0000	0.2556	0.2023	70.80	1
RIGHT SIDE MARKER LAMP	2	Styrene	Liquid		.26	Mold	0.0818	0.0464	0.1268	0.2550	0.0000	0.2550	0.2143	75.00	1
LENS - PARK & TURN SIGNAL LAMP HOUSING	2	Acrylic Poly-	Liquid		.20	Mold	0.1082	0.0464	0.1294	0.2830	0.0000	0.2830	0.2214	77.50	1
PARK & TURN SIGNAL LAMP	2	Styrene	Liquid		.28	Mold	0.0932	0.0464	0.1278	0.2654	0.0000	0.2654	0.1971	69.00	1

1975 PARTS

TASK XII ITEM MATERIALS	REQ'D PER VEHICLE	MATERIAL	STATE OF MATERIAL		FINISH WEIGHT	PROCESS DESCRIPTION	DIRECT MATERIAL	DIRECT LABOR	VARIABLE BURDEN COST	FIXED BURDEN COST	MFG COST	TOTAL TOOLING (\$1000)	YEARS AMORT		
			GRADE	FORM											
05E02 - WEATHERSTRIP															
SEAL - DECK LID OPENING	1	Rubber	Liquid		.67	Extrude	0.6076	0.0415	0.11258	0.7740	0.0000	0.7749	0.0076	8.00	3
02F01 - WINDSHIELD															
WEATHERSTRIP - WINDSHIELD	1	Rubber	Liquid		3.74	Extrude and Mold	3.4224	0.2175	0.7597	4.3986	0.0000	4.3986	0.0486	51.00	3
04F01 - REAR QUARTER WINDOW															
REAR QUARTER WINDOW GLASS	2	Rubber	Liquid		4.24	Extrude and Mold	5.0032	0.2486	0.6100	5.8618	0.0000	5.8618	0.1000	151.00	3
06F01 - REAR WINDOW															
WEATHERSTRIP - REAR WINDOW	1	Rubber	Liquid		3.14	Extrude	2.8687	0.2337	0.5897	3.6921	0.0000	3.6021	0.0486	51.00	3
05N01 - DECK OPENING															
PANEL - REAR BUMPER FILLER	1	Rubber	Liquid		2.52	Injection Mold	1.3230	0.1775	1.1321	2.6226	0.0000	2.6226	0.3743	131.00	1
30 - TRANSMISSION															
GEAR - SUN	1	Steel	Bar Stock		.58	Machine	0.3335	0.5587	1.5614	2.4536	1.2883	3.7419	0.0080	28.00	10
RETAINER - CLUTCH RING	1	Steel	Bar Stock		.31	Machine	0.3126	0.0445	0.1081	0.4652	0.1251	0.5903	0.0026	9.0	10
GEAR - PLANETARY	3	Steel	Bar Stock		.18	Machine	0.1395	0.5373	1.0743	1.7511	0.8316	2.5827	Common	10	
PIN - PLANET GEAR	3	Steel	Bar Stock		.01	Machine	0.0216	0.0501	0.1005	0.1722	0.0888	0.2610	Common	10	
GEAR - CARRIER	3	Steel	Bar Stock		.20	Machine	0.1395	0.6129	0.9987	1.7511	0.8316	2.5827	0.0038	40.00	10

1975 PINTO

TASK XII ITEM MATERIALS	REQ'D PER VEHICLE	MATERIAL	STATE OF MATERIAL		FINISH WEIGHT	PROCESS DESCRIPTION	PER VEHICLE					TOTAL TOOLING (\$'000)	YEARS AMORT			
			GRADE	FORM			DIRECT MATERIAL	DIRECT LABOR	VARIABLE BURDEN	FIXED BURDEN	MFG COST			TOOLING		
30 - TRANSMISSION (CONTINUED)																
SHAFT - OUTPUT	1	Steel	Bar Stock		4.25	Machine		1.2458	1.2586	2.5174	5.0218	2.9131	7.9349	0.0160	56.0	10
PLATE - OVER RUN CLUTCH	1	Steel	Bar Stock		1.08	Machine		0.5482	0.2321	0.4643	1.2446	0.4874	1.7320	0.0137	48.00	10
SHAFT - INPUT	1	Steel	Bar Stock		1.04	Machine		0.2114	0.0553	0.1504	0.4171	0.0820	0.4991	0.0037	13.00	10
15A01 - FRONT SEATS																
SPRING - FRONT SEAT BACK OUTER	2	Steel	Wire		.66	Form		0.1284	0.1002	0.2770	0.5056	0.0000	0.5056	0.0200	21.00	3
WIRE - FRONT SEAT CUSHION PAD	2	Steel	Wire		.30	Form		0.0588	0.0218	0.0982	0.1788	0.0000	0.1788	0.0133	14.00	3
SPRING - CENTER AND LOWER	2	Steel	Wire		.70	Form		0.1444	0.0720	0.1916	0.4080	0.0000	0.4080	0.0067	7.00	3
FRONT SEAT	2	Steel	Wire		.33	Form		0.0652	0.0360	0.0994	0.2006	0.0000	0.2006	0.0086	9.0	3
FRONT SEAT	2	Steel	Wire		.30	Form		0.0582	0.0360	0.0988	0.1930	0.0000	0.1930	0.0086	9.0	3
SPRING - CUSHION OUTER	8	Steel	Wire		1.52	Form		0.2952	0.1464	0.3992	0.8408	0.0000	0.8408	0.0086	9.0	3
FRONT SEAT	8	Steel	Wire		.08	Form		0.0144	0.0184	0.0504	0.0832	0.0000	0.0832	Common		3
SPRING - CUSHION TIE	2	Steel	Wire		.20	and Plate		0.0618	0.834	0.2132	0.3584	0.0000	0.3585	0.0072	6.5	3
BANDF - BACK LATCH	4	Steel	Wire		.76	Form		0.1476	0.0188	0.0640	0.2304	0.0000	0.2304	0.0057	6.5	3
ROD - BACK COVER SUPPORT																
06E01 - HEADLINER																
ASSEMBLY - ROOF HEADLINING	1	Vinyl & Cloth			1.39	Cut and Sew		1.2883	0.0226	0.0791	1.3900	0.6600	2.0500	Common		
16A01 - REAR SEAT																
REAR SEAT																
ASSEMBLY - CUSHION COVER*	1	Various	Finished		1.90	Cut and Sew		4.0000	0.0000	0.0000	4.0000	1.8800	5.8800	0.0124	13.00	3
REAR SEAT																
ASSEMBLY - BACK COVER*	1	Various	Finished		2.50	Cut and Sew		4.0000	0.0000	0.0000	4.0000	1.8800	5.8800	0.0095	10.00	3
REAR SEAT																
INSULATION - REAR SEAT BACK*	1	Plastic	Finished		0.58	Cut		0.3362	0.0000	0.0000	0.3362	0.0000	0.3362	0.0011	1.2	3

*NOT ESTIMATED IN DETAIL

TASK XII ITEM MATERIALS	REQ'D PER VEHICLE	MATERIAL	STATE OF MATERIAL		FINISH WEIGHT	PROCESS DESCRIPTION	PER VEHICLE						TOTAL TOOLING (\$1000)	YEARS AMORT	
			GRADE	FORM			DIRECT MATERIAL	DIRECT LABOR	VARIABLE BURDEN	FIXED BURDEN	MFG COST	TOOLING			
															VARIABLE COST
30 - ENGINE & TRANSMISSION															
SLEEVE - STATOR	1	Sintered Metal	Powder			Briquet Sinter & Machine	0.8118	0.0931	0.1603	1.0652	0.1477	1.2129	0.0039	15.00	10
ADAPTOR - TURBINE	1	Sintered Metal	Powder			Briquet Sinter & Machine	0.7332	0.1423	0.2421	1.1176	0.1508	1.2684	0.0080	28.00	10
GEAR - STATOR - DRIVE	1	Sintered Metal	Powder		.27	Briquet Sinter	0.0990	0.1254	0.2780	0.5024	0.1981	0.7005	0.0191	67.00	10
GEAR - STATOR - DRIVEN	1	Sintered Metal	Powder		.48	Briquet Sinter	0.1759	0.1064	0.2318	0.5141	0.1780	0.6921	0.0129	45.00	10
RING - CLUTCH	1	Sintered Metal	Powder		.76	Briquet Sinter	0.7296	0.0479	0.1230	0.8005	0.1014	0.9019	0.0057	20.00	10
ROLLER - OVER RUNNING CLUTCH	12	Sintered Metal	Powder		.21	Briquet Sinter	0.0888	0.8412	2.4084	3.3384	1.6080	4.9464	0.0266	93.00	10
STRUT - INTERMEDIATE BAND	1	Sintered Metal	Powder		.09	Briquet Sinter	0.0301	0.0931	0.1919	0.3151	0.0746	0.3897	0.0234	82.00	10
PAWL - PARKING BRAKE	1	Sintered Metal	Powder		.12	Briquet Sinter	0.1125	0.0473	0.1042	0.2640	0.0807	0.3446	0.0140	49.00	10

1976 RABBIT

TASK XII ITEM	RED O PER VEHICLE	MATERIAL	STATE OF MATERIAL		FINISH WEIGHT	PROCESS DESCRIPTION	PER VEHICLE						TOTAL TOOLING (\$000)	YEARS AMORT	
			GRADE	FORM			DIRECT MATERIAL	DIRECT LABOR	VARIABLE BURDEN	FIXED BURDEN	MFG COST	TOOLING			
07A01 - FRONT DOOR TOTALS	-	--	--	--	72.06	--	27.2347	3.5991	0.4880	40.3268	5.6174	45.9442	2.2288	2340.30	3
PANEL - INNER FRONT DOOR	2	Steel	CR Coil		18.00	Stamping	5.4384	0.2684	1.6338	7.3406	0.7850	8.1256	0.7581	796.00	3
ANTI RATTLE INNER PANEL															
PRO - FRONT DOOR	2	Felt	Rolls		.02	Stamping	0.0900	0.0000	0.0000	0.0900	0.0000	0.0900	0.0000	0.00	-
RAIL - IMPACT BEAM FRONT DOOR	2	Steel	HR Coil		8.00	Stamping	3.6152	0.0274	0.0988	3.7414	0.0956	3.8370	0.0076	8.00	3
PLATE - COVER IMPACT BEAM	2	Steel	CR Coil		1.17	Stamping	0.1844	0.0136	0.0266	0.2246	0.0084	0.2330	0.0024	2.50	3
ANGLE PLATE - IMPACT BEAM	2	Steel	CR Coil		1.11	Stamping	0.0874	0.0136	0.0266	0.1276	0.0084	0.1360	0.0152	16.00	3
ASSEMBLY - IMPACT BEAM	2	--	--		--	Assemble	0.0000	0.1076	0.4582	0.5658	0.2290	0.7948	0.0571	60.00	3
REINFORCEMENT - FRONT DOOR	2	Steel	CR Coil		2.14	Stamping	0.5680	0.0136	0.0464	0.6280	0.0450	0.6730	0.0190	20.00	3
RETAINER - FRONT DOOR TRIM	2	Steel	CR Coil		.43	Stamping	0.1090	0.0136	0.0464	0.1690	0.0450	0.2140	0.0152	16.00	3
DUST BARRIER - FRONT DOOR	2	Plastic	Sheet		.17	Stamping	0.0942	0.0000	0.0000	0.0942	0.0000	0.0942	0.0000	0.00	-
ASSEMBLY - INNER PANEL FRONT DOOR	2	--	--		--	Assemble	0.3724	0.3938	1.2772	2.0434	0.7818	2.8252	0.0953	100.00	3
PANEL - OUTER FRONT DOOR	2	Steel	CR Coil		21.00	Stamping	6.2226	0.2190	0.8648	7.3064	0.7820	8.0884	0.4915	516.00	3
SOUND DEADENER - FRONT DOOR	2	Paper	Sheet		.55	Die Cut	0.0034	0.0000	0.0000	0.0034	0.0000	0.0034	0.0000	0.00	-
REINFORCEMENT BRACKET - FRONT DOOR	2	Steel	CR Coil		.21	Stamping	0.0416	0.0136	0.0266	0.0818	0.0084	0.0902	0.0057	6.00	3
ASSEMBLY - OUTER PANEL FRONT DOOR	2	--	--		--	Assemble	0.5708	0.1762	0.6390	1.3860	0.4816	1.8676	0.0171	18.00	3
INNER AND OUTER															
ASSEMBLY - PANEL FRONT DOOR	2	--	--		--	Assemble	0.0000	0.3080	0.7540	1.0620	0.3712	1.4332	0.0952	100.00	3
SUBTOTAL: FRONT DOOR ASSEMBLY	-	--	--		61.80	--	17.3974	1.5684	5.8984	24.8642	3.6414	28.5056	1.5795	1658.50	
ASSEMBLY - HANDLE FRONT DOOR	2	Various	--		1.32	Assemble	0.7354	0.8428	0.8192	2.3974	0.6154	3.0128	0.0432	45.30	3
ASSEMBLY - DOOR LOCK - FRONT DOOR	2	Various	--		1.97	Assemble	4.9888	0.0000	0.0000	4.9888	0.0000	4.9888	0.4048	425.00	3
LOCKING ROD - FRONT DOOR	2	Steel	CD Wire		.93	Forming	0.0048	0.0162	0.0422	0.0632	0.0220	0.0852	0.0019	2.00	3
PIN - DOOR LOCK	2	Plastic	Granulated		.01	Molding	0.0052	0.0262	0.0238	0.0552	0.0000	0.0552	0.0057	60.00	3
LOCKING PIN - FRONT DOOR	2	Steel	CD Rex Bar		.14	Machining	0.0710	0.0334	0.1370	0.2414	0.1326	0.3740	0.0014	1.50	3
WASHER - LOCKING PIN - FRONT DOOR	2	Steel	HR Coil		.05	Stamping	0.0120	0.0074	0.0274	0.0468	0.0164	0.0632	0.0024	2.50	3
ASSEMBLY - WINDOW REGULATOR	2	Various	--		--	Assemble	2.6400	0.0000	0.0000	2.6400	0.0000	2.6400	0.0857	90.00	3
SUBTOTAL: WINDOW REGULATOR	2	--	--		5.66	--	8.4572	0.9260	1.0496	10.4328	0.7864	11.2192	0.5451	572.30	3

1976 RABBIT

TASK XII ITEM	QTY	MATERIAL	STATE OF MATERIAL		FINISH WEIGHT	PROCESS DESCRIPTION	PER VEHICLE					TOTAL TOOLING (\$000)	YEARS AMORT
			GRADE	FORM			DIRECT MATERIAL	DIRECT LABOR	VARIABLE BURDEN COST	FIXED BURDEN	W/C COST		
07AD] - FRONT DOOR CONTINUED													
COVER - HANDLE WINDOW REGULATOR	2	Plastic	Granulated		.02	Mold	0.0184	0.0000	0.0184	0.0000	0.0184	0.0000	0.00
COVER - KNOB WINDOW REGULATOR	2	Plastic	Granulated		.01	Mold	0.0026	0.0000	0.0026	0.0000	0.0026	0.0000	0.00
KNOB HANDLE - WINDOW REGULATOR	2	Plastic	Granulated		.02	Mold	0.0108	0.0000	0.0108	0.0000	0.0108	0.0000	0.00
HANDLE - WINDOW REGULATOR	2	Aluminum	Al. Pl.		.16	Die Casting	0.0904	0.0000	0.0904	0.0000	0.0904	0.0000	0.00
RIVET - HANDLE WINDOW REGULATOR	2	Steel	CO WIRE		.02	Cold Head	0.0016	0.0032	0.0118	0.0166	0.0228	0.0009	1.00
SCREW - HANDLE - WINDOW REGULATOR	2	Steel	CD WIRE		.01	Cold Head	0.0040	0.0000	0.0040	0.0000	0.0040	0.0000	0.00
WASHER - HANDLE - WINDOW REGULATOR	2	Steel	CR STEEL		.01	Stamped	0.0008	0.0030	0.0084	0.0122	0.0186	0.0024	2.50
ASSEMBLY - HANDLE WINDOW F	2	--	--		.25	Assemble	0.0000	0.0902	0.0630	0.1532	0.2700	0.0033	3.50
HANDLE WINDOW													
REGULATOR ASSEMBLY													
SUBTOTAL: REGULATOR ASSEMBLY							0.1286	0.0964	0.0832	0.3082	0.0826	0.3908	7.00
CHANNEL - LEFT DOOR WINDOW	2	Steel	CR Coil		--	Stamped	0.0828	0.0274	0.0568	0.1670	0.0178	0.1848	3.50
PLATE - CHANNEL DOOR WINDOW	2	Steel	CR Coil		--	Stamped	0.0566	0.0546	0.1348	0.2462	0.1052	0.3514	3.50
ASSEMBLY - LEFT CHANNEL	2	--	--		.78	Assemble	0.0096	0.0578	0.1590	0.2274	0.1300	0.3564	2.00
SEAL - LEFT CHANNEL	2	Rubber	Sheet		.09	Extruded	0.0424	0.0072	0.0124	0.0620	0.0062	0.0687	1.50
WASHER - LEFT CHANNEL	4	Steel	CR STEEL		.01	Stamped	0.0068	0.0000	0.0000	0.0068	0.0000	0.0068	0.00
BOLT - LEFT CHANNEL	4	Steel	CO WIRE		.04	Cold Head	0.0164	0.01	0.0000	0.0164	0.0000	0.0164	0.00
SUBTOTAL: LEFT CHANNEL ASSEMBLY					.92	--	0.2146	0.11	0.3630	0.7248	0.2592	0.9840	10.50
CHANNEL - VENT AND DOOR GLASS	2	Steel	CR Coil		.05	Stamped	0.1708	0.0912	0.1634	0.4254	0.0956	0.5210	6.00
BRACKET - VENT AND DOOR GLASS	2	Steel	HR Coil		.08	Stamped	0.0114	0.0054	0.0122	0.0290	0.0096	0.0386	2.50
ASSEMBLY - VENT AND DOOR GLASS	2	--	--		--	Assemble	0.0216	0.0694	0.1766	0.2676	0.1466	0.4142	4.00
CHANNEL AND BRACKET ASSEMBLY					1.03	--	0.2038	0.1860	0.3522	0.7220	0.2518	0.9738	12.50
SUBTOTAL: BRACKET ASSEMBLY													
HANDLE - DOOR REMOTE	2	Plastic	Granulated		.06	Mold	0.0264	0.0000	0.0000	0.0264	0.0000	0.0264	0.00
RIVET - HANDLE DOOR REMOTE	2	Steel	CO WIRE		.01	Cold Head	0.0058	0.0000	0.0000	0.0058	0.0000	0.0058	0.00

TASK XII ITEM	FRONT DOOR	REQ'D PER VEHICLE	MATERIAL	STATE OF MATERIAL		FINISH WEIGHT	PROCESS DESCRIPTION	PER VEHICLE						TOTAL TOOLING (\$000)	TOTAL YEARS AMORT	
				GRADE	FORM			DIRECT MATERIAL	DIRECT LABOR	VARIABLE BURDEN	VARIABLE COST	FIXED BURDEN	MFG COST			TOOLING
07A01	FRONT DOOR CONTINUED															
	BRACKET - MOUNTING - HANDLE	2	Steel	HR Coil	.22	Stamped		0.0488	0.0870	0.1964	0.3322	0.1078	0.4400	0.0048	5.00	3
	WASHER - HANDLE REMOTE DOOR	2	Steel	CR Coil	.01	Stamped		0.0006	0.0032	0.0086	0.0124	0.0062	0.0186	0.0014	1.50	3
	SCREW - HANDLE REMOTE DOOR	2	Steel	CD wire	.01	Cold Head		0.0034	0.0000	0.0000	0.0034	0.0000	0.0034	0.0000	0.00	-
	ASSEMBLY - REMOTE DOOR HANDLE	2	--	--	--	Assemble		0.0000	0.0452	0.0632	0.1084	0.0698	0.1782	0.0014	1.50	3
	ESCUTCHEON - REMOTE DOOR HANDLE	2	Plastic	Granulated	.05	Mold		0.0226	0.0000	0.0000	0.0226	0.0000	0.0226	0.0000	0.00	-
	POCKET - ESCUTCHEON	2	Plastic	Granulated	.01	Mold		0.0068	0.0000	0.0000	0.0068	0.0000	0.0068	0.0000	0.00	-
	ROD - REMOTE CONTROL	2	Steel Foam	CD Wire	.15	Form		0.0206	0.0114	0.0442	0.0762	0.0234	0.0996	0.0019	2.00	3
	SEAL - REMOTE CONTROL	2	Rubber	Sheets	.03	Mold		0.0130	0.0000	0.0000	0.0130	0.0000	0.0130	0.0000	0.00	-
	REMOTE DOOR SUBTOTAL: HANDLE ASSEMBLY	-	--	--	.55	--		0.1480	0.1468	0.3124	0.7072	0.2072	0.8144	0.0095	10.00	3
	ASSEMBLY - DOOR CHECK	2	Various	--	.66	Assemble		0.2818	0.3118	0.7104	1.3040	0.3888	1.6928	0.0358	36.50	3
	ASSEMBLY - HINGE FRONT DOOR DOOR CHECK AND	2	Steel	--	1.19	Assemble		0.4084	0.2364	0.7188	1.3636	0.0000	1.3636	0.0305	32.00	3
	HINGE ASSEMBLY SUBTOTAL: HINGE ASSEMBLY	-	--	--	1.85	--		0.6902	0.5482	1.4222	2.6676	0.3888	3.0564	0.0663	69.50	3

1976 RABBIT

TASK XII ITEM	ROD PER VEHICLE	MATERIAL	STATE OF MATERIAL		FINISH WEIGHT	PROCESS DESCRIPTION	PER VEHICLE						TOTAL TOOLING (\$000)	YEARS AMORT		
			GRADE	FORM			DIRECT MATERIAL	DIRECT LABOR	VARIABLE BURDEN	VARIABLE COST	FIXED BURDEN	MFG COST			TOOLING	
06A01 - ROOF TOTALS	-	-	-	-	32.02	-	-	10.2569	0.4222	1.3878	12.0669	1.0805	13.1474	0.7562	794.00	-
DRIP HOLDING - ROOF	2	Steel	CR Coil		.52	Stamped	0.1070	0.1130	0.2326	0.4526	0.2262	0.6788	0.0124	13.00	3	
REINFORCEMENT - ROOF PANEL	2	Steel	CR Coil		1.11	Stamped	0.4102	0.1446	0.5012	1.0560	0.2708	1.3268	0.0057	6.00	3	
PANEL - ROOF	1	Steel	CR Coil		30.38	Stamped	9.6957	0.1646	0.6540	10.5143	0.5835	11.0978	0.7381	775.00	3	
PASTENERS	4	Steel	CD Wire		.01	Purchase	0.0440	0.0000	0.0000	0.0440	0.0000	0.0440	0.0000	0.00	-	

1976 RABBIT

TASK XII ITEM OEQX LIO	REQ'D PER VEHICLE	MATERIAL	STATE OF MATERIAL		FINISH WEIGHT	PROCESS DESCRIPTION	PER VEHICLE				TOTAL TOOLING (\$000)	TOTAL TOOLING AMORT.			
			GRADE	FORM			DIRECT MATERIAL	DIRECT LABOR	VARIABLE BURDEN	VARIABLE COST			FIXED BURDEN	MFG COST	
09A01 - DECK LID TOTALS	-	--	--	--	--	--	7.3864	2.2881	4.8121	14.4866	2.9890	17.4756	1.2543	1317.00	3
PANEL - DECK LIO OUTER	1	Steel	CR Coil		6.00	Stamped	3.0572	0.3014	0.9489	4.3075	0.6933	5.0008	0.4743	498.00	3
PANEL - DECK LIO INNER	1	Steel	CR Coil		6.25	Stamped	2.7618	0.3014	0.9489	4.0121	0.6933	4.7054	0.4590	482.00	3
REINFORCEMENT - INNER DECK LIO	2	Steel	CR Coil		.06	Stamped	0.1179	0.0505	0.0911	0.2595	0.0518	0.3113	0.0400	42.00	3
REINFORCEMENT - DECK LIO LATCH	1	Steel	CR Coil		.02	Stamped	0.0366	0.0300	0.0494	0.1160	0.0386	0.1546	0.0105	11.00	3
STAY HINGE - DECK LIO	1	Steel	CR Coil		.13	Stamped	0.0702	0.0068	0.0133	0.0403	0.0052	0.0455	0.0114	12.00	3
FASTENERS		Steel	CD Wire		.44	Purchase	0.1914	0.0000	0.0000	0.1914	0.0000	0.1914	0.0000	0.00	-
INSERT - LOCK REAR DECK	1	Plastic	Granulated		.01	Purchase	0.0110	0.0000	0.0000	0.0110	0.0000	0.0110	0.0000	0.00	-
BUFFER - REAR FLAP	2	Rubber	Sheet		.03	Purchase	0.0330	0.0000	0.0000	0.0330	0.0000	0.0330	0.0000	0.00	-
HINGE - REAR FLAP	2	Cast Iron	Cast Iron Pig		.55	Cast and Machine	0.0600	0.0515	0.0985	0.2100	0.0554	0.2654	0.0191	20.00	3
LOCK AND LATCH															
ASSEMBLY - DECK LIO	1	Steel	CR Coil		.90	Purchase	0.2853	0.5564	1.0879	1.9246	0.3848	2.3095	0.0762	80.00	3
ASSEMBLY - STAY REAR OBEK	1	Steel	Various		.76	Purchase	0.7820	0.5659	0.8320	2.1599	0.6083	2.7682	0.0638	67.00	3
ASSEMBLY - DECK LIO	1	--	--		---	Assemble	0.0500	0.4242	0.7471	1.2213	0.4582	1.6795	0.0952	100.00	3
SUBTOTAL: DECK LIO	-	--	--		15.15	--	7.3864	2.2881	0.0000	14.4866	2.9890	17.4756	1.2543	1317.00	3

1976 RABBIT

TASK XII ITEM FRONT FENDER	QTY PER VEHICLE	MATERIAL	STATE OF MATERIAL		FINISH WEIGHT	PROCESS DESCRIPTION	PER VEHICLE						TOTAL TOOLING (\$000)	YEARS AMORT	
			GRADE	FORM			DIRECT MATERIAL	DIRECT LABOR	VARIABLE BURDEN	VARIABLE COST	FIXED BURDEN	MFG COST			TOOLING
10A01 - FRONT FENDER TOTALS	-	--	--	--	21.16	--							902.00		
FRONT FENDER BODY - RIGHT	1	Steel	CR	Coil	9.52	Stamped							420.00	3	
REINFORCEMENT - COIL - RIGHT	1	Steel	CR	Coil	.98	Stamped							26.50	3	
REINFORCEMENT - LEDGE - RIGHT	4	Steel	CR	Coil	.08	Stamped							0.50	3	
FRONT FENDER ASSEMBLY - RIGHT	1	Steel	--	--	--	--							4.00	3	
SUBTOTAL: FRONT FENDER RIGHT	-	--	--	--	10.58	--							451.00	-	
FRONT FENDER BODY - LEFT	1	Steel	CR	Coil	9.52	Stamped							420.00	3	
REINFORCEMENT - COIL - LEFT	1	Steel	CR	Coil	.98	Stamped							26.50	3	
REINFORCEMENT - LEDGE - LEFT	4	Steel	CR	Coil	.08	Stamped							0.50	3	
FRONT FENDER ASSEMBLY - LEFT	1	Steel	--	--	--	--							4.00	3	
SUBTOTAL: FRONT FENDER LEFT	-	--	--	--	10.58	--							451.00	-	

1976 RABBIT

TASK XII ITEM HOOD	REQ O PER VEHICLE	MATERIAL	STATE OF MATERIAL		FINISH WEIGHT	PROCESS DESCRIPTION	PER VEHICLE					TOTAL TOOLING (\$000)	YEARS AMORT.	
			GRADE	FORM			DIRECT MATERIAL	DIRECT LABOR	VARIABLE BURDEN	FIXED BURDEN	MFG COST			TOOLING
11A01 - HOOD TOTALS					29.30		6.4045	1.2190	3.9315	11.5550	2.3586	13.9136	0.8595	902.00
ASSEMBLY - INNER AND OUTER	1	-	-	-	-	Assemble	0.1360	0.2160	0.7183	1.0703	0.4436	1.5139	0.0528	55.50
OUTER PANEL - HOOD	1	Steel	CR Coil	16.67	16.67	Stamped	2.7517	0.1520	0.9077	3.8114	0.4407	4.2521	0.3076	323.00
NOZZLE - WINDSHIELD SQUIRTER INNER AND OUTER	1	Plastic	Granulated	.01	.01	Purchase	0.0015	0.0000	0.0000	0.0015	0.0000	0.0015	0.0000	0.00
SUBTOTAL: PANEL ASSEMBLY				16.68	16.68		2.8892	0.3680	1.6260	4.8832	0.8843	5.7675	0.3604	378.50
BOLT AND WASHER - HOOD LOCK	2	Steel	CD WIRE	.02	.02	Purchase	0.1100	0.0000	0.0000	0.1100	0.0000	0.1100	0.0000	0.00
ASSEMBLY - HOOD LOCK UPPER	1	Steel	Various			Assemble	0.0000	0.0902	0.1274	0.2176	0.1407	0.3583	0.0029	3.00
PILOT - HOOD LOCK UPPER	1	Steel	CO Bar	.06	.06	Cold Head	0.0112	0.0128	0.0449	0.0689	0.0323	0.1012	0.0019	2.00
SPRING - HOOD LOCK UPPER	1	Steel	Spring Wire	.01	.01	Coil	0.0030	0.0079	0.0206	0.0315	0.0100	0.0415	0.0005	0.50
SPRING - HOOD LOCK OUTER	1	Steel	Spring Wire	.03	.03	Coil	0.0179	0.0117	0.0352	0.0648	0.0192	0.0840	0.0005	0.50
RIVET - HOOD LOCK UPPER	1	Steel	HR WIRE	.01	.01	Cold Head	0.0018	0.0019	0.0068	0.0105	0.0035	0.0140	0.0014	1.50
LATCH - HOOD LOCK UPPER	1	Steel	CR STRIP	.11	.11	Stamped	0.0356	0.0224	0.0717	0.1297	0.0326	0.1623	0.0033	3.50
PLATE - HOOD LOCK UPPER	1	Steel	HR Coil	.18	.18	Stamped	0.0462	0.0137	0.0283	0.0882	0.0090	0.0972	0.0119	12.50
SPECIAL NUT - HOOD LOCK UPPER	1	Steel	HR STRIP	.01	.01	Stamped and Tag	0.0067	0.0102	0.0287	0.0456	0.0281	0.0737	0.0038	4.00
ASSEMBLY - PLATE AND NUT	1	-	-	.18	.18	Assemble	0.0000	0.0245	0.0622	0.0867	0.0448	0.1315	0.0005	0.50
SPRING GUIDE - HOOD LOCK	1	Steel	CR Coil	.01	.01	Purchase	0.0040	0.0000	0.0000	0.0040	0.0000	0.0040	0.0000	0.00
NUT - HOOD LOCK UPPER	1	Steel	CO Bar	.01	.01	Purchase	0.0032	0.0000	0.0000	0.0032	0.0000	0.0032	0.0000	0.00
SUBTOTAL: HOOD LOCK ASSEMBLY				.63	.63		0.2396	0.1953	0.4258	0.8607	0.3202	1.1809	0.0267	28.00
BOWDEN CABLE ASSEMBLY - HOOD RELEASE	1	-	-	--	--	Assemble	0.0000	0.0450	0.0630	0.1080	0.0700	0.1780	0.0019	2.00
ASSEMBLY - BOWDEN CABLE TUBE	1	Plastic	Polyvinyl Tubing	.06	.06	Assemble	0.0230	0.0394	0.0554	0.1178	0.0615	0.1793	0.0029	3.00
ASSEMBLY - BOWDEN CABLE WIRE	1	Steel	Beels	.04	.04	Cut and Crimp	0.0217	0.0248	0.0353	0.0818	0.0392	0.1210	0.0010	1.00
SCREW - SELF TAPPING	4	Steel	HR Wire	.01	.01	Purchase	0.0176	0.0000	0.0000	0.0176	0.0000	0.0176	0.0000	0.00
NUT - HOOD RELEASE	1	Steel	Spring Steel	.01	.01	Stamped	0.0011	0.0016	0.0171	0.0198	0.0123	0.0321	0.0029	3.00
HANDLE - HOOD RELEASE	1	Plastic	Granulated	.03	.03	Purchase	0.0114	0.0000	0.0000	0.0114	0.0000	0.0114	0.0000	0.00

1976 RABBIT

TASK XII ITEM HOODS	REC'D PER VEHICLE	MATERIAL	STATE OF MATERIAL		FINISH WEIGHT	PROCESS DESCRIPTION	PER VEHICLE					TOTAL TOOLING (\$'000)	YEARS AMORT.		
			GRADE	FORM			DIRECT MATERIAL	DIRECT LABOR	VARIABLE BIUREN COST	FIXED BIUREN	MFG COST			TOOLING	
11A01 - HOOD CONTINUED															
RETAINER - HOOD RELEASE HANDLE	1	Steel	CR Coil		.03	Stamped	0.0455	0.0368	0.1005	0.1828	0.1205	0.3033	0.0047	5.00	3
FERRULE - BOWDEN CABLE	1	Steel	CR Coil		.01	Extrude	0.0003	0.0032	0.0091	0.0126	0.0047	0.0173	0.0029	3.00	3
GROMMET TUBE - HOOD RELEASE	1	Rubber	Sheet		.01	Mold	0.0035	0.0016	0.0032	0.0093	0.0020	0.0103	0.0047	5.00	3
WASHER - HOOD RELEASE HANDLE	1	Plastic	Granulated		.01	Purchase	0.0001	0.0000	0.0000	0.0001	0.0000	0.0001	0.0000	0.00	-
SPRING CLIP - HOOD RELEASE	1	Steel	Spring Steel		.01	Stamped	0.0037	0.0074	0.0194	0.0305	0.0146	0.0451	0.0038	4.00	3
GROMMET WIRE - HOOD RELEASE	1	Rubber	Sheet		.01	Molded	0.0001	0.0008	0.0013	0.0022	0.0080	0.0020	0.0019	3.00	3
LUG - BOWDEN CABLE	1	Steel	CD Rod		.01	Machine	0.0011	0.0173	0.0255	0.0439	0.0166	0.0605	0.0019	2.00	3
SUBTOTAL: HOOD RELEASE	-	--	--		.25	--	0.1291	0.1779	0.3298	0.6368	0.3422	0.9690	0.0286	30.00	3
ANGLE BRACKET - HOOD ATTACHING	2	Steel	CR Coil		.06	Stamped	0.0418	0.0410	0.0834	0.1662	0.0264	0.1926	0.0024	2.50	3
INSERT - HOOD INNER PANEL	2	Rubber	Sheet		.02	Mold	0.0144	0.0024	0.0044	0.0212	0.0022	0.0234	0.0047	5.00	3
BUFFER STOP - INNER PANEL	2	Rubber	Sheet		.02	Mold	0.0160	0.0032	0.0064	0.0256	0.0040	0.0296	0.0029	3.00	3
CAP - HOOD INNER PANEL	2	Plastic	Granulated		.02	Purchase	0.0128	0.0000	0.0000	0.0128	0.0000	0.0128	0.0000	0.00	-
INNER PANEL - HOOD	1	Steel	CR Coil		8.25	Stamped	2.3751	0.1519	0.7553	3.2823	0.3640	3.6463	0.3952	415.00	3
TAPPING PLATE - INNER PANEL	2	Steel	HR Strip		.01	Stamped	0.0007	0.0237	0.0390	0.0634	0.0296	0.0931	0.0024	2.50	3
SUBTOTAL: INNER PANEL	-	--	--		8.38	--	2.4608	0.2222	0.8885	3.5715	0.4283	3.9998	0.4105	431.00	3
BOLT AND WASHER ASSEMBLY	4	Steel	CD Rod		.04	Purchase	0.2392	0.0000	0.0000	0.2392	0.0000	0.2392	0.0000	0.00	-
CLIP - HOOD HINGE	2	Steel	HR Strip		.04	Stamped	0.0060	0.0136	0.0326	0.0522	0.0254	0.0776	0.0024	2.50	3
PIVOT PIN - HOOD HINGE	2	Steel	CD Wire		.04	Cold Head	0.0076	0.0162	0.0534	0.0772	0.0274	0.1046	0.0019	2.00	3
BRACKET - HOOD HINGE	2	Steel	HR Coil		.12	Stamped	0.0440	0.0274	0.0566	0.1280	0.0180	0.1460	0.0076	3.00	3
ASSEMBLY - CLIP AND BRACKET	2	--	--		--	Assemble	0.0000	0.0464	0.1104	0.1568	0.0820	0.2388	0.0038	4.00	3
WASHER - HOOD HINGE PIVOT	2	Steel	CR Coil		.01	Stamped	0.0030	0.0140	0.0342	0.0512	0.0274	0.0786	0.0024	2.50	3
NUT - SNAP-ON HOOD HINGE	2	Steel	CR Coil		.01	Purchase	0.0024	0.0000	0.0000	0.0024	0.0000	0.0024	0.0000	0.00	-
HOOD HINGE - HOOK	2	Steel	HR Coil		.26	Stamped	0.0396	0.0136	0.0326	0.0858	0.0254	0.112	0.0029	3.00	3

1976 RABBIT

TASK XII ITEM HOOD	REQ'D PER VEHICLE	MATERIAL	STATE OF MATERIAL		FINISH WEIGHT	PROCESS DESCRIPTION	DIRECT MATERIAL	DIRECT LABOR	PER VEHICLE			MFG COST	TOTAL TOOLING (\$000)	YEARS AMORT	
			GRADE	FORM					VARIABLE BURDEN	VARIABLE CDST	FIXED BURDEN				
11A01 - HOOD CONTINUED															
HOOD HINGE	2	Steel	HR Strip		1.64	Stamped	0.2874	0.0274	0.0566	0.3714	0.0180	0.3894	0.0052	5.50	3
CATCH - HOOD HINGE	2	Steel	HR Coil		.25	Stamped	0.0566	0.0274	0.0566	0.1406	0.0180	0.1586	0.0038	4.00	3
ASSEMBLY - HOOD HINGE AND HOOK	2	--	--		.95	Assemble	0.0000	0.0696	0.2284	0.2980	0.1420	0.4400	0.0033	3.50	3
SUBTOTAL: HOOD HINGE	-	--	--		3.36	--	0.6858	0.2556	8.6614	1.6028	0.3836	1.9864	0.0333	35.00	

1976 RABBIT

TASK XII ITEM STAMPED STEEL	Q4AU1 - SIDE PANEL	REQ'D PER VEHICLE	MATERIAL	STATE OF MATERIAL		FINISH WEIGHT	PROCESS DESCRIPTION	DIRECT MATERIAL	DIRECT LABOR	PER VEHICLE			TOTAL TOOLING (\$'000)	YEARS AMORT	
				GRADE	FORM					VARIABLE BURDEN	VARIABLE COST	FIXED BURDEN			MFG COST
	SIDE PANEL - BODY	2	Steel	CR Coil	42.32	Stamped	16.9474	0.7822	1.9496	19.6792	1.7200	21.3992	1.45714	1650.00	3
	SIDE PANEL - INNER	2	Steel	CR Coil	25.89	Stamped	3.7818	0.2138	0.8870	4.8926	0.7368	5.6294	0.1619	170.00	3
	WHEEL HOUSE - OUTER	2	Steel	CR Coil	9.98	Stamped	7.6200	0.1032	0.5872	8.3114	0.3712	8.6826	0.2952	310.00	3
	WHEEL HOUSE - INNER	2	Steel	CR Coil	7.68	Stamped	6.7792	0.0960	0.3750	7.2502	0.3630	7.6132	0.1048	110.00	3
	10AU1 - UNDERBODY														
	SIDE MEMBER - FRONT	2	Steel	CR Coil	4.00	Stamped	0.9688	0.2102	0.5550	1.7340	0.3560	2.0900	0.2095	220.00	3
	SIDE MEMBER - REAR	2	Steel	CR Coil	4.56	Stamped	1.2310	0.3094	0.7574	2.2978	0.4534	2.7512	0.2486	261.00	3
	SEAT SUPPORT	1	Steel	CR Coil	3.34	Stamped	1.3285	0.1513	0.5060	1.9858	0.4510	2.4368	0.2305	242.00	3
	36001 - BUMPERS														
	BRACKET - LICENSE PLATE	1	Steel	CR Coil	.42	Stamped	0.0912	0.0465	0.2099	0.3396	0.1798	0.5194	0.0019	20.00	3
	DOORIA - INTERIOR TRIM														
	FRONT SEAT ADJUSTERS	4	Steel	HR Coil	2.73	Stamped	0.3640	0.0285	0.1848	0.6473	0.0332	0.7405	0.0305	32.00	3

1976 BABBIT

TASK XII ITEM MATERIALS	REQ'D PER VEHICLE	MATERIAL	STATE OF MATERIAL		FINISH WEIGHT	PROCESS DESCRIPTION	PER VEHICLE						TOTAL TOOLING (\$000)	YEARS AMORT	
			GRADE	FORM			DIRECT MATERIAL	DIRECT LABOR	VARIABLE BURDEN	FIXED BURDEN	MFG COST	TOOLING			
															MATERIAL
07A01 - FRONT DOOR															
HANDLE - FRONT DOOR	2	Zinc	Slab	Purchase	.32	Die Cast	0.4668	0.3254	0.2640	0.1332	1.1894	0.0100	10.50	3	
HANDLE - WINDOW REGULATOR	2	Zinc		Casting	.06	Die Cast	0.0904	0.0000	0.0000	0.0000	0.0904	0.0000	00.00	0	
02G01 - INSIDE MIRROR															
MOUNTING BRACKET - MIRROR	1	Zinc	Slab		.24	Die Cast	0.1183	0.0177	0.376	0.0405	0.2149	0.0429	45.00	3	
30 - TRANSMISSION															
CASE - TRANSMISSION	1	Magnesium		Purchase	6.25	Machine	12.7500	0.3528	0.2293	13.3321	0.2907	13.6228	0.1000	350.00	10
CASE - GEAR CARRIER	1	Magnesium		Purchase	7.79	Machine	15.9120	0.3528	0.2293	16.4941	0.2907	16.7848	0.0857	300.00	10
COVER	1	Aluminum		Ingot	.16	Die Cast and Machine	0.1020	0.2194	0.1527	0.4741	0.2421	0.7162	0.0046	16.00	10
30 - ENGINE															
SEALING FLANGE - FRONT	1	Aluminum		Ingot	.40	Die Cast and Machine	0.2424	0.0904	0.2497	0.5825	0.2091	0.7916	0.0229	80.00	10
SEALING FLANGE	1	Aluminum		Ingot	.53	Sand Cast and Machine	0.3151	0.1134	0.2267	0.6552	0.2091	0.8643	0.0229	80.00	10
PISTON	4	Aluminum		Ingot	3.66	Die Cast and Machine	1.9392	0.6608	1.6964	4.2964	1.5808	5.8772	0.0400	140.00	10
CYLINDER HEAD - CASTING	1	Aluminum		Ingot	19.25	Sand Cast	9.6960	0.7371	1.7106	12.1437	2.6675	14.8112	0.0714	250.00	10
CYLINDER HEAD - MACHINING	1	Aluminum		Casting	17.50	Machine	0.0000	0.1414	0.5769	0.7183	0.8823	1.6006	0.0471	300.00	10
BEARING - CAMSHAFT	5	Aluminum		Ingot	.54	Die Cast and Machine	0.3015	0.1485	0.4110	0.8610	0.3375	1.1985	0.0257	90.00	10
CASTING - INTAKE MANIFOLD	1	Aluminum		Ingot	4.36	Sand Cast	2.1185	0.2185	0.4370	2.7740	0.7429	3.5169	0.0171	60.00	10
INTAKE MANIFOLD - MACHINING	1	Aluminum		Casting	3.97	Machine	0.1500	0.2115	0.4680	0.6295	0.3932	1.1327	0.171	60.00	10
CONNECTOR - WATER	1	Aluminum		Ingot	.20	Die Cast and Machine	0.1360	0.0523	0.0654	0.2537	0.1046	0.3583	0.0092	32.00	10
CONNECTOR - WATER	1	Aluminum		Ingot	.32	Die Cast and Machine	0.2176	0.647	0.0887	0.3710	0.1584	0.5294	0.0071	25.00	10

TASK XII ITEM MATERIALS	REC'D PER VEHICLE	MATERIAL		STATE OF MATERIAL	FINISH WEIGHT	PROCESS DESCRIPTION	DIRECT MATERIAL	DIRECT LABOR	PER VEHICLE			TOTAL LXKING (\$000)	YEARS AMORT		
		GRADE	FORM						VARIABLE BURDEN	FIXED BURDEN	MFG COST			TOOLING	
30 - ENGINE															
CYLINDER BLOCK CASTING	1	Grey Iron	Pig Iron Billet			Sand Casting	7.0209	4.6170	9.2340	20.8800	11.9200	34.8000	0.2571	900.00	10
CYLINDER BLOCK MACHINING	1	Cast Iron	Casting		72.00	Transfer Line Machine	0.0000	0.7552	2.8320	3.5972	4.4179	8.0051	0.0286	100.00	10
MAIN BEARING CAP CASTING	5	Grey Iron	Purchase Casting			Sand Casting	1.1550	0.0000	0.0000	1.1550	0.0000	1.1550	0.0086	30.00	10
MAIN BEARING CAP MACHINING	5	Cast Iron	Casting		5.44	Machine Sand	0.0000	0.1920	0.7330	0.9250	1.3635	2.2885	0.0143	50.00	10
CRANKSHAFT CASTING	1	Grey Iron	Pig Iron Billet			Sand Casting	2.0906	2.5372	1.5994	5.1262	1.8330	6.9592	0.0714	250.00	10
CRANKSHAFT MACHINING	1	Cast Iron	Casting		31.00	Machine	0.0000	5.7542	11.5085	11.2627	21.5239	38.7866	0.1029	360.00	10
FLYWHEEL	1	Iron	Pig Iron Billet		13.73	Casting Machine	1.6665	0.7920	1.4873	3.9458	1.5864	5.5322	0.0486	175.00	10
CANSHAFT - CASTING	1	Iron	Pig Iron Billet			Sand Casting	0.4848	0.2787	0.9292	1.6927	0.8685	2.5612	0.0429	150.00	10
CANSHAFT - MACHINING	1	Cast Iron	Casting		5.20	Machine	0.0000	0.5880	3.0576	3.6456	4.6275	8.2731	0.0786	275.00	10
EXHAUST MANIFOLD - CASTING	1	Grey Iron	Pig Iron Billet			Sand Casting	1.0100	0.6633	1.3267	3.0000	2.0000	5.0000	0.0143	50.00	10
SHAFT - INTERMEDIATE	1	Grey Iron	Pig Iron Billet		3.00	Machine	0.2828	0.6721	1.7671	2.7220	1.3635	4.0855	0.0514	180.00	10
02FD1 - WINDSHIELD															
WINDSHIELD - TINTED	1	Glass	Sheet		20.75	Cut Form and Laminate	4.9144	0.5340	0.2774	5.7258	10.7392	16.4650	0.1724	181.00	10
04FD1 - REAR QUARTER WINDOWS															
REAR QUARTER GLASS - TINTED - WINDOW	2	Glass	Sheet		11.50	Cut Form and Laminate	1.0762	0.0586	0.7494	1.8842	0.0000	1.8842	0.0095	33.00	10
06FD1 - REAR WINDOW															
REAR WINDOW GLASS - TINTED - WITH DEFROSTER	1	Glass	Sheet		12.25	Cut Form and Laminate	4.1547	0.4194	0.9814	5.5555	0.0000	5.5555	0.0514	54.00	10

1976 RABBIT


TASK XII ITEM MATERIALS	REQ'D PER VEHICLE	MATERIAL		FINISH WEIGHT	PROCESS DESCRIPTION	DIRECT MATERIAL	DIRECT LABOR	PER VEHICLE				TOTAL TOOLING (\$000)	YEARS AMORT
		GRADE	FORM					VARIABLE BURDEN	FIXED BURDEN	MFG COST	TOOLING		
07F01 - DOOR GLASS													
GLASS - TINTED DOOR	2	Glass	Sheet	14.50	Cut Form and Laminata	2.7240	0.3700	0.9010	3.9950	0.0000	3.9950	0.0095	10
GLASS - TINTED VENT - DOOR	2	Glass	Sheet	3.08	Cut Form and Laminata	0.2408	0.3568	0.5992	1.1968	0.0000	1.1968	0.0095	10
31A - TRANS AXLE													
SHAFTEND - DRIVE SHAFT	2	Steel	Billet	4.51	Forge Machine	1.7700	0.2322	0.7028	2.7050	0.6924	3.3974	0.0009	10
CAGE - RACE - DRIVE SHAFT	2	Steel	Forging	.32	Machine	0.5100	1.1946	2.3560	4.9696	1.6764	5.7370	0.0097	10
RACE - INNER - DRIVE SHAFT	2	Steel	Forging	.32	Machine	1.4280	0.6760	1.2376	3.3416	1.0294	4.3710	0.0045	10
SHAFT - INNER - DRIVE SHAFT	2	Steel	Forging	3.42	Machine	2.5500	0.9356	1.6034	5.0890	1.5092	6.5982	0.0051	10
RACE - INNER - WHEEL SHAFT	2	Steel	Forging	.77	Machine	1.4280	1.4682	2.8030	5.6992	3.4450	9.1442	0.0080	10
CAGE - RACE - WHEEL SHAFT	2	Steel	Forging	.36	Machine	0.5100	1.1946	2.3560	4.0606	1.6764	5.7370	0.0100	10
SHAFT - WHEEL	2	Steel	Forging	4.50	Machine	5.6560	2.9112	5.4694	14.0366	6.7886	20.8252	0.0103	10
30 - TRANSMISSION													
REVERSE GEAR SHAFT	1	Steel	Purchase Forging	.41	Machine	0.5304	0.4522	0.7675	1.7501	0.5974	2.3475	0.0009	10
DIFFERENTIAL GEAR SHIFT	1	Steel	Purchase Forging	3.15	Machine	2.2950	2.1270	3.9312	8.3532	4.2493	12.6025	0.0057	10
DIFFERENTIAL FINION - SMALL	2	Steel	Billet	.60	Forge Machine	0.3222	1.3076	2.4626	4.0924	2.2000	6.2924	0.0026	10
DIFFERENTIAL FINION - LARGE	2	Steel	Billet	1.30	Forge Machine	1.3400	1.1760	2.5962	5.1122	2.2810	7.3932	0.0033	10
30 - ENGINE													
CONNECTING ROD	4	Steel	Billet	5.09	Forge Machine	1.3736	2.2360	5.4704	9.0800	3.5592	12.6392	0.0534	10
CRANKSHAFT - FORGING	1	Steel	Billet		Forge Machine	2.9896	2.5372	1.5994	5.1262	1.8330	6.9592	0.0714	10
CRANKSHAFT - MACTINING	1	Steel	Forging	31.00	Machine	0.0000	5.7542	11.5085	17.2627	21.5239	38.7866	0.1029	10

1976 RABBIT

TASK XII ITEM MATERIALS	REQ'D PER VEHICLE	MATERIAL	STATE OF MATERIAL		FINISH WEIGHT	PROCESS DESCRIPTION	DIRECT MATERIAL	DIRECT LABOR	VARIABLE BURDEN	PER VEHICLE		MFG COST	TOTAL TOOLING (\$000)	YEARS AMORT	
			GRADE	FORM						FIXED BURDEN	TOOLING				
14A01 - INSTRUMENT PANEL															
SKIN - INSTRUMENT PANEL	1	Plastic	Sheet		.67	Vacuum Form	0.4260	0.0806	0.1735	0.6801	0.1249	0.8050	0.1714	180.00	3
BOTTOM PANEL - AIR VENT CENTER	1	Plastic	Mixed		.77	Injection Mold	0.4275	0.0355	0.1039	0.5669	0.1299	0.6968	0.0571	60.00	3
TOP PANEL - AIR VENT CENTER	1	Plastic	Mixed		.84	Injection Mold	0.4675	0.0355	0.1039	0.6069	0.1299	0.7368	0.9571	60.00	3
HOSE - AIR VENT CENTER	2	Plastic	Mixed		.02	Injection Mold	0.0208	0.0124	0.0210	0.0542	0.0360	0.0902	0.0277	29.00	3
GLOVE BOX	1	Plastic	Mixed		.30	Injection Mold	0.1667	0.0148	0.0408	0.2223	0.0490	0.2713	0.0381	40.00	3
ASSEMBLY - ASH TRAY	1	Plastic	Mixed		.39	Injection Mold and Assemble	0.2178	0.0629	0.1163	0.3970	0.1292	0.5262	0.1076	113.00	3
ASSEMBLY - FRESH AIR VENT	2	Plastic	Mixed		.30	Injection Mold and Assemble	0.2468	0.2468	0.5436	0.8440	1.6344	0.7228	2.3573	275.00	3
CAP - DEFROSTER VENT	2	Plastic	Mixed		.24	Injection Mold	0.1288	0.0242	0.0660	0.2190	0.0794	0.2984	0.0667	70.00	3
02F01 - WINDSHIELD															
WEATHERSTRIP - WINDSHIELD	1	Rubber	Liquid		2.38	Extrude	1.2262	0.0725	0.2164	1.5151	0.0000	1.5151	0.0028	3.0	3
04F01 - REAR QUARTER WINDOW															
WEATHERSTRIP - REAR QUARTER WINDOW	2	Rubber	Liquid		2.93	Extrude	1.5200	0.1120	0.2984	1.9304	0.0000	1.9304	0.0028	3.00	3
06F01 - REAR WINDOW															
WEATHERSTRIP - REAR WINDOW	1	Rubber	Liquid		1.96	Extrude	1.0131	0.0601	0.2690	1.3422	0.0000	1.3422	0.0028	3.00	3
07F01 - DOOR GLASS															
WEATHERSTRIP - GLASS	2	Rubber	Liquid		1.19	Extrude and Mold	0.6456	0.2762	0.4740	1.3958	0.0000	1.3958	0.0210	22.00	3

TASK XII ITEM MATERIALS	REQ O PEP VEHICLE	MATERIAL	STATE OF MATERIAL		FINISH WEIGHT	PROCESS DESCRIPTION	PER VEHICLE					TOTAL TOOLING (\$1000)	YEARS AMORT		
			GRADE	FORM			DIRECT MATERIAL	DIRECT LABOR	VARIABLE BURDEN	VARIABLE COST	FIXED BURDEN			MFG COST	TOOLING
30 - TRANSMISSION															
OUTPUT SHAFT	2	4140 Steel	Bar Stock		.75	Machine	0.8972	0.4996	0.9489	2.3458	1.1242	3.4700	0.0011	4.00	10
DRIVE SHAFT	1	4140 Steel	Billet		2.45	Machine	5.9915	2.0076	4.5594	12.5582	4.7835	17.3417	0.0054	19.00	10
SHIFT ROD	1	4140 Steel	Bar Stock		.44	Machine	0.3130	0.6181	1.2105	2.1416	1.0053	3.1469	0.0003	1.0	10
SELECTOR SHAFT	1	4140 Steel	Bar Stock		.38	Machine	0.2005	0.0830	0.2155	0.5000	0.1258	0.6258	0.0003	1.0	10
REVERSE GEAR SHAFT	1	4140 Steel	Billet		.41	Machine	0.5304	0.4522	0.7675	1.7501	0.5974	2.3475	0.0009	3.00	10
34A - STEERING GEAR															
BACK - FRONT AXLE, STEERING	1	Steel	Bar Stock		3.26	Machine	0.9014	0.7403	2.4138	4.0555	1.5148	5.5703	0.0142	50.00	10
31B - REAR AXLE															
STUB AXLE	2	Steel	Billet		3.54	Forge Machine	1.1622	0.7642	2.3088	4.2352	1.7364	5.9716	0.0414	145.00	10
15A01 - FRONT SEAT															
UPPER SEAT FRAMEWIRE - BACK FRAME	2	Steel	Wire		.48	Form	0.2930	0.0450	0.1604	0.4984	0.0000	0.4984	0.0019	2.00	3
FRAMEWIRE - SEAT BACK FRAME	2	Steel	Wire		.73	Form	0.4430	0.0920	0.2858	0.8198	0.0000	0.8198	0.0105	11.00	3
SPRING - BACK FRAME	2	Steel	Wire		.33	Form	0.2024	0.1274	0.3428	0.6726	0.0000	0.6726	0.0057	6.00	3
SPRING - BACK FRAME	2	Steel	Wire		.23	Form	0.1396	0.1274	0.3366	0.6036	0.0000	0.6036	0.0105	11.00	3
SPRING - BACK FRAME	2	Steel	Wire		.37	Form	0.2248	0.1274	0.3452	0.6974	0.0000	0.6974	0.0057	6.00	3
SPRING - BACK FRAME	2	Steel	Wire		.36	Form	0.2198	0.1274	0.3448	0.6920	0.0000	0.6920	0.0057	6.00	3
SPRING - SEAT BACK FRAME	2	Steel	Wire		.01	Coil and Cut off	0.0042	0.0048	0.0146	0.0236	0.0000	0.0236	Common		3
SPRING - BACK FRAME	4	Steel	Wire		.01	Coil and Cut off	0.0052	0.0048	0.0132	0.0492	0.0000	0.0492	Common		3
WIRE - BACK COVER	4	Steel	Wire		.10	Cut off	0.0184	0.0020	0.0061	0.0265	0.0000	0.0265	Common		3

TASK XII ITEM MATERIALS	REC'D PER VEHICLE	MATERIAL	STATE OF MATERIAL		FINISH WEIGHT	PROCESS DESCRIPTION	DIRECT MATERIAL	DIRECT LABOR	PER VEHICLE				TOTAL TOOLING (\$000)	YEARS ABORT	
			GRADE	FORM					VARIABLE BURDEN	FIXED BURDEN	MFG COST	TOOLING			
															VARIABLE BURDEN
15A01 - FRONT SEATS															
SIDE, FRONT SEAT															
PANEL - BACK COVER	4	Vinyl	Finished		.52	Cut	2.6220	0.0548	0.4812	3.1580	0.0000	3.1580	0.0014	1.50	3
UPPER SIDE FRONT															
PANEL - SEAT BACK COVER	4	Vinyl	Finished		.09	Cut	0.2868	0.0412	0.1247	0.4527	0.0000	0.4527	0.0010	1.00	3
HEAD REST, FRONT															
PANEL - SEAT BACK COVER	2	Vinyl	Finished		.21	Cut	0.6008	0.0206	0.1082	0.7296	0.0000	0.7296	0.0010	1.00	3
BACK, FRONT SEAT															
PANEL - BACK COVER	2	Vinyl	Finished		1.07	Cut	3.4856	0.0266	0.1662	3.6884	0.0000	3.6884	0.0019	2.00	3
FRONT, FRONT SEAT															
PANEL - BACK COVER	2	Vinyl	Finished		1.20	Cut	3.1264	0.0366	0.1662	3.6884	0.0000	3.6884	0.0019	2.00	3
FRONT SEAT															
TOP - CUSHION COVER	2	Vinyl	Finished		1.00	Cut	2.6382	0.0274	0.3732	3.0388	0.0000	3.0388	0.0014	1.50	3
FRONT SEAT															
PAO - CUSHION COVER	2	Glass Cloth	Finished		.48	Cut	0.3396	0.0452	0.1086	0.4934	0.0000	0.4934	0.0003	0.30	3
ROOF, FRONT SEAT															
PANEL - CUSHION COVER	2	Vinyl	Finished		.72	Cut	2.4362	0.0274	0.3534	2.8166	0.0000	2.8166	0.0019	2.00	3
REAR, FRONT SEAT															
PANEL - CUSHION COVER	2	Vinyl & Plastic	Finished		.17	Cut	0.4868	0.0274	0.1126	0.6268	0.0000	0.6268	0.0019	2.00	3
FRONT SEAT															
PIEZING - CUSHION COVER	2	Plastic	Finished		.13	Cut	0.5092	0.0226	0.0884	0.6202	0.0000	0.6202	0.0000	0.00	0
30 - ENGINE & TRANSMISSION															
GEAR - CAMSHAFT	1	Sintered Metal	Powder		1.50	Brigquet and Sinter	0.4999	0.0473	0.1235	0.6707	0.0655	0.7362	0.0157	55.00	10
SEPROCKET - CRANKSHAFT	1	Sintered Metal	Powder		.58	Brigquet Sinter	0.2082	0.0664	0.1660	0.4346	0.386	0.5333	0.0200	70.00	10
FORK - SELECTOR	1	Sintered Metal	Powder		.05	Brigquet Sinter	0.0255	0.0082	0.0221	0.0558	0.0161	0.0719	0.0057	20.00	10
BODY - SELECTOR	1	Sintered Metal	Powder		.09	Brigquet Sinter and Machine	0.0470	0.0120	0.0326	0.0916	0.0235	0.1151	0.0086	30.00	10
MAGNET	1	Sintered Metal	Finished		.05	Purchase	0.0475	0.0000	0.0000	0.0475	0.0000	0.0475	0.0000	00.00	0
GUIDES - VALVE	8	Brass	Bar Stock		.30	Machine	0.7832	0.2576	0.9840	2.0248	0.6384	2.6632	0.0037	4.00	10
GEAR SHIFT			Purchase												
RING - SYNCHRONIZING	2	Brass	Casting		.28	Cast and Machine	1.0422	0.2436	0.5786	1.8644	0.4640	2.3284	0.0017	6.00	10
DRIVE SHAFT			Purchase												
RING - SYNCHRONIZING	2	Brass	Casting		.28	Cast and Machine	1.0422	0.2436	0.5786	1.8644	0.4640	2.3284	0.0017	6.00	10
BUSHING - GEAR CASE	1	Brass	Finished		.02	Purchase	0.1650	0.0000	0.0000	0.1650	0.0000	0.1650	0.0000	0.00	0



APPENDIX F
REPORT ON NEW TECHNOLOGY

Due to the nature of this contract, no inventions have been achieved during the performance of the several tasks.

However, several significant contributions and improvements to the automotive technical literature and automotive cost estimating methodology have been made: a) manufacturability and cost analyses for some major motor vehicle subsystems (bumper systems, fuel injection systems, transmissions, catalytic converters, diesel engines); b) the documentation of the history and development of the automatic machining transfer line; c) the technology utilized by the automotive manufacturers to determine manufacturing and development costs have been implemented to determine manufacturing costs (labor, material, tooling) for most of the components of a typical domestic passenger vehicles; d) impacts of the use of alternative materials has been analyzed; and e) an explanation and description of automotive cost estimating methods is detailed. In addition, the principle of vehicle dynamics has been applied to the task of identifying and quantifying those factors which affect fuel economy.

These improvements and contributions to automotive technology are described throughout the various tasks of this contract.



NAME	DATE
	1/22/81
	2/22/81
	5/21/84



**U.S. DEPARTMENT OF TRANSPORTATION
RESEARCH AND SPECIAL PROGRAMS ADMINISTRATION**

**TRANSPORTATION SYSTEMS CENTER
KENDALL SQUARE, CAMBRIDGE, MA. 02142**

**OFFICIAL BUSINESS
PENALTY FOR PRIVATE USE, \$300**

**POSTAGE AND FEES PAID
U.S. DEPARTMENT OF TRANSPORTATION
613**





DOT LIBRARY



00189948